


BriskHeat®



EDITION
15

800-848-7673

614-294-3376

BriskHeat.com

BriskHeat® Core Technology

Knitted & Braided Heating Element



Features & Benefits

- Multi-stranded resistance wire is exceptionally flexible for maximum durability
- Braided insulating material offers high dielectric strength and is ideal for countless conditions
- Knitted element has excellent temperature uniformity and tremendous strength
- Variety of outer materials (silicone, high-temperature cloth...) produce heating products perfect for many environments
- Optional 360° braided ground shield offers 100% ground coverage for your safety

Your Heating Specialist Since 1949

| | |
|--------------------------|----|
| Industries We Serve..... | 5 |
| How to Order | 10 |
| Product Highlights | 12 |

Heating Cable & Wire

Self-Regulating Heating Cable

| | |
|---|----|
| Introduction to Self-Regulating Heating Cable..... | 20 |
| SpeedTrace & SpeedTrace Extreme Pre-Assembled Self-Regulating Heating Cable | 21 |
| SpeedTrace Roof & Gutter De-Icing Kits..... | 23 |
| Self-Regulating Cut-to-Length Heating Cable Selection Guide | 25 |
| SLCBL Self-Regulating Heating Cable | 26 |
| SLMCBL Mid-Temperature Self-Regulating Heating Cable..... | 28 |
| SLHCBL High-Temperature Self-Regulating Heating Cable | 30 |
| End of Circuit LED Monitor Light Kit..... | 32 |
| SLCBL/SLMCBL/SLHCBL Connection/Termination Kits | 33 |
| SLCBL Connection/Termination Kits..... | 34 |
| SLCAB Self-Regulating Heating Cable..... | 36 |
| SLMCAB Mid-Temperature Self-Regulating Heating Cable | 38 |
| FM Approved SLCAB/SLMCAB Connection/Termination Kits..... | 40 |
| CSA Approved SLCAB/SLMCAB Connection/Termination Kits | 42 |
| ATEX Approved SLCAB/SLMCAB Connection/Termination Kits..... | 43 |
| Junction Boxes & Monitor Light Kits..... | 43 |



Constant-Wattage Heating Cable

| | |
|---|----|
| Introduction to Constant-Wattage Heating Cable | 44 |
| Constant-Wattage Heating Cable Selection Guide | 45 |
| FE General-Purpose Constant-Wattage Heating Cable | 46 |
| KE Harsh Environment Constant-Wattage Heating Cable | 47 |
| KM Constant-Wattage Heating Cable | 48 |
| KK Constant-Wattage Heating Cable | 49 |
| FE Connection/Termination Kits..... | 50 |
| KE/KM/KK Connection/Termination Kits | 50 |
| Heating Cable Accessories..... | 51 |
| Mineral-Insulated Heating Cable | 52 |
| INSUL-LOCK® Flexible Closed Cell Pipe Insulation | 54 |
| RWK/RWF/RWG Resistance Wire..... | 56 |



Heating Tapes/Cords

| | |
|---|----|
| Introduction to XtremeFLEX® Heating Tapes & Cords..... | 60 |
| XtremeFLEX® Heating Tapes & Cords Selection Guide | 61 |
| XtremeFLEX® Silicone Rubber Heating Tapes | 62 |
| RKF/RKH XtremeFLEX® Long-Length Silicone Rubber Heating Tapes..... | 64 |
| RKP XtremeFLEX® Silicone Rubber Heating Tapes with Preset Thermostat | 65 |
| XtremeFLEX® Silicone Rubber Heating Tapes with Adjustable Thermostat Control..... | 66 |
| XtremeFLEX® Silicone Rubber Heating Tapes with Time Percentage Control..... | 68 |
| CTL XtremeFLEX® Cut-to-Length Silicone Rubber Heating Tapes..... | 69 |
| XtremeFLEX® Insulated Cloth Heating Tapes | 70 |
| B00/BW0 XtremeFLEX® Standard Insulated Cloth Heating Tapes | 72 |



| | |
|--|----|
| BIH/BWH/BIH-G/BWH-D/BIHE XtremeFLEX® Heavy Insulated Cloth Heating Tapes | 73 |
| RH Plastic Bending Strip Heaters..... | 75 |
| HTC/HWC/HTCE XtremeFLEX® Heating Cords | 76 |
| Temperature Controllers & Accessories for Heating Tapes | 78 |



Heating Blankets

Silicone Rubber Heating Blankets

| | |
|---|----|
| Heating Blanket Selection Guide | 80 |
| Introduction to Heating Blankets/Pads..... | 82 |
| Examples of Silicone Rubber Heating Blanket Applications | 83 |
| SRL/SRP Heavy-Duty Silicone Rubber Heating Blankets | 84 |
| SRL/SRP/SRM Heavy-Duty Silicone Rubber Heating Blankets with Control..... | 86 |
| SRW Standard-Duty Silicone Rubber Heating Blankets | 88 |
| SRX Hazardous-Area Silicone Rubber Heating Blankets | 90 |
| SR Extra-Flexible Silicone Rubber Heating Blankets | 91 |



Specialty Heating Blankets

| | |
|---|----|
| TSREH Enclosure Heaters..... | 92 |
| Introduction to Hopper Heating Solutions | 93 |
| Silicone Rubber Hopper/Custom Heater Options | 94 |
| MCH Metal Clad Hopper Heaters | 95 |
| FGH/SXH High-Temperature Heating Blankets | 96 |
| Etched Foil Heaters..... | 97 |
| Aluminum Foil Heaters..... | 98 |
| Temperature Controllers & Accessories for Heating Blankets..... | 99 |



Cloth Heating Jackets & Insulators

| | |
|---|-----|
| Heating Jacket Options..... | 102 |
| Cloth Heating Jackets & Insulators | 104 |
| Cloth Heating Jackets | 105 |
| Cloth Jacket Design Options..... | 106 |
| Performance+ Heating Jackets..... | 108 |
| Components for OEMs & End Users..... | 109 |
| Custom Wet-Area Cloth Heaters & Insulators | 110 |
| WSP WinterShield™ Freeze Protection Heated Pockets..... | 112 |
| Cloth Jacket Insulators..... | 114 |
| Silver-Series 2 Insulators | 115 |



Container Heaters

Drum & Pail Heaters

| | |
|---|-----|
| Introduction to Drum/Pail Heaters | 120 |
| Drum/Pail Heaters Selection Guide..... | 121 |
| Silicone Rubber Drum/Pail Heaters – Heavy Duty & Extra-Heavy Duty | 122 |
| Silicone Rubber Drum/Pail Warmers | 124 |
| Silicone Rubber Drum/Pail Heaters..... | 125 |
| Hazardous-Area Rated Silicone Rubber Drum Heater | 126 |



| | |
|--|-----|
| General-Purpose Full-Coverage Drum/Pail Heaters & Insulators | 128 |
| Wet-Area Full-Coverage Drum/Pail Heaters & Insulators | 131 |
| Drum Immersion Heaters | 133 |
| ATEX Full-Coverage Drum Heater | 134 |

Tote Tank/IBC Heaters





| | |
|---|-----|
| General-Purpose Wraparound Tote Tank/IBC Heaters & Insulators | 135 |
| Wet-Area Wraparound Tote Tank/IBC Heaters & Insulators | 137 |
| Tote Tank/IBC Immersion Heaters | 139 |
| ATEX Wraparound Tote Tank/IBC Heaters | 140 |
| Silicone Rubber Tote Tank/IBC Heaters & Control | 141 |
| Gas Cylinder Warmers | 142 |
| ATEX Gas Cylinder Heaters | 144 |



Temperature Controllers & Sensors

| | |
|---|-----|
| Temperature Controllers Selection Guide | 146 |
|---|-----|

PID Digital Temperature Controllers

| | |
|---|-----|
|  LYNX PID Temperature Control System | 148 |
|  LYNX PID Temperature Control System Operator Interface (OI) | 150 |
|  LYNX Components | 151 |
|  LYNX PID Temperature Control Sets | 155 |
| MPC2 Multi-Point Digital PID Temperature Control Panel | 157 |
| SDX Digital PID Benchtop Temperature Controller | 160 |



Digital Temperature Controllers

| | |
|---|-----|
| SDC Digital On/Off Benchtop Temperature Controller | 161 |
| SDCE Digital On/Off Benchtop Temperature Controller | 162 |
| HL101 Digital Temperature Limit Controller | 163 |
| Temperature Controllers with Heater Bundles | 164 |
| TC4000 High-Capacity Wet-Area Digital Temperature Controller | 165 |
| TC4X Digital Temperature Controller in NEMA 4X Enclosure | 166 |
| BH-330 In-Line Temperature Controller & BH-310 Remote Control | 167 |
| BH-510 & BH-610 Outdoor Digital Controllers with Fast-Adaptive-Tuning | 168 |
| TTD Digital On/Off Thermocouple Temperature Controller | 170 |
| ATEX Hazardous-Area Digital Controller with Limiter | 171 |
| BH2100 Smart Controller | 172 |



Analog Temperature Controllers

| | |
|--|-----|
| TD101 Automatic On/Off Thermostat Control | 173 |
| TB110 Hazardous-Area Bulb & Capillary Temperature Controller | 174 |
| TB261N Ambient Sensing Capillary Temperature Controller | 183 |
| TB250N All-Purpose Bulb & Capillary Temperature Controller | 176 |
| TB4000 High-Capacity Bulb & Capillary Temperature Controller | 177 |

Miscellaneous Temperature Controllers & Accessories

| | |
|--|-----|
| TSO Portable Bulb & Capillary Temperature Controller | 178 |
| TPO Portable Time Percentage Controller | 179 |
| Power Plugs & Connector Information | 180 |
| Standard Sensor Options | 181 |



Heating Mantles & Beakers

| | |
|---|-----|
| Heating Mantles for Laboratory Flasks | 184 |
| Metal-Housed Heating Mantles | 185 |
| Cloth Heating Mantles for Ring Stands | 187 |
| Tabletop Cloth Heating Mantles | 190 |
| Silicone Rubber Beaker Heaters | 191 |



Composite Curing

| | |
|--|-----|
| ACR® 3 Hot Bonder | 194 |
| ACR® MiniPRO™ Hot Bonder | 197 |
| ACR® 3 & ACR® MiniPRO™ Accessories | 199 |
| Tabletop Composite Curing Controller | 200 |
| Composite Curing Heating Blankets | 201 |
| Silicone Rubber Composite Curing Heating Blankets | 202 |
| Silicone Rubber Composite Curing Heating Blankets with Vacuum Seal | 204 |
| Radome Composite Curing Heating Blankets | 205 |
| High-Temperature Composite Curing Heating Blankets | 206 |
| Plugs for Composite Curing Heating Blankets | 207 |
| Aircraft Non-Destructive Testing (NDT) Kits | 208 |
| Hot Air Gun Curing System | 210 |
| Vacuum Curing/Debulking Table | 211 |
| Vacuum Bagging Materials | 214 |



Mica, Cartridge, & Immersion Heaters

| | |
|---|-----|
| Mica Heaters | 216 |
| Mica Band & Nozzle Heaters | 217 |
| Ceramic Strip Heaters | 219 |
| Cartridge Heaters | 221 |
| Immersion Cartridge Heaters | 226 |
| Screw Plug Immersion Heaters | 227 |
| Screw Plug Heater Selection Guide | 228 |



HVAC/Plumbing

| | |
|--|-----|
| Hot Water Heater Elements & Tune-Up Kits | 230 |
| SureStart Compressor Soft Starters | 231 |
| Crankcase Heaters for HVAC/R Compressors | 232 |
| HotBelt™ Wraparound Refrigerant Jug Warmer | 233 |
| Evapoway™ Tubular Condensate Evaporator Pans | 234 |
| Evapoway™ PTC Condensate Evaporator Pans | 236 |



Appendix

| | |
|---|-----|
| Glossary of Terms | 239 |
| Heating Application Questionnaire | 240 |
| Terms and Conditions | 242 |

Aerospace/Aviation

Bird strikes, rock damage, and stress fractures are common causes of aircraft damage. BriskHeat's composite curing solutions, such as hot bonders and silicone rubber heating blankets allow for fast and easy repairs to aircraft composite pieces. Using the easily transportable ACR® series hot bonders and a properly sized silicone rubber heating blanket, these repairs can be made on-site without removing or shipping pieces out. This reduces AOG time. Radome curing blankets are available for all aircraft models. BriskHeat can also help with moisture detection in elevators and other aircraft components. Using BriskHeat NDT kits, end-users can perform these tests without damaging the component being tested. Freeze protection products such as heating cable and insulators are utilized in airport hangers. Wet-area cloth heaters are used to maintain the accuracy of temperature sensitive instruments.



Agriculture/Farming/Ranching

Agriculture and ranching are two examples of industries concerned with freeze protection. BriskHeat's self-regulating heating cable and silicone rubber heating blankets easily prevent freezing of water lines, tanks, and troughs used for irrigation and livestock watering. These can also be used to increase crop yields and extend growing seasons by heating soil or providing heat for seed germination. And BriskHeat has a full line of wet-area/outdoor-rated cloth heating blankets too. Harvesting and bottling honey is faster and easier when container heaters are used to reduce viscosity. Apiaries are capable of higher production when honey is extracted using heaters on the spinning equipment. Ranchers can use safe, low-temperature heaters to provide warmth in areas inhabited by newborns.



Analytical Instrumentation/Laboratory

BriskHeat's laboratory and heating products can heat everything from small analytical instruments to large gas chambers. Our off-the-shelf heating solutions provide energy efficiency, rapid heat-up time, high-temperature capabilities, and temperature control to meet the needs of each application. Heaters are used for evaporating liquids in samples, promoting chemical reactions, distillation, and sterilization. Common BriskHeat solutions include heating tapes, heating cords, mantle heaters, beaker heaters, heating blankets, temperature controllers, and a high-limit cutoff controller. There is even a hard-sided mantle with built-in stir bar.



Asphalt/Concrete

Asphalt or bitumen is a thick petroleum-based product mixed with aggregate such as stone. Manufacturers must maintain their asphalt's working temperatures between 90-150°C (200-300°F) to ensure thorough mixing. Constant-wattage heating cable for pipes and silicone rubber heating blankets for vessels help asphalt manufacturers maintain the required heating level. Concrete manufacturers often use products called admixtures and water as parts of their mixing process. These products may be stored in 55-gallon drum or IBC/tote tanks and must stay warm to ensure proper setting of the material. BriskHeat's full line of drum heaters and IBC/tote tank heaters are used to maintain the temperature. Immersion heaters can preheat mixing water to offset cold temperatures of concrete stored outdoors in winter.



Chemical Processing/Extractions

Chemical Processing companies must often lower the viscosity of chemicals such as polymers and resins to enhance flow efficiency. Common products to solve viscosity issues, include BriskHeat's heating cable, IBC/tote tank heaters, drum heaters, and silicone rubber container heaters. Constant wattage heating cable is especially popular to keep chemicals at elevated temperatures, sometimes several hundred degrees, while flowing through pipes. Heating tapes, insulators, and mantle heaters are utilized in distillation and extraction processes to refine natural herbal products used in liquid preparations. Silicone rubber heating blankets are often installed on speed dryers and hoppers to dry and dispense bulk solid chemicals. They are also used around mixing chambers to maintain chemical reactions or provide for more homogeneous mixing.



Composites/Epoxies/Resins

Composite panels may consist of prepreg sheets, trimmed to fit in forms, but may also be layers of fiberglass, cloth, and resin. Easily heat and compress composite parts in one step with BriskHeat's vacuum/debulking table. Its single set-up greatly reduces overall time and cost associated with traditional debulking and autoclave curing of composite materials. Vacuum is used to remove gases escaping from the material and ensure the materials conform to the desired shape. The ramp/soak temperature controller is used to follow the heating cycle programmed by the operator for curing the material. Heated tables are used in both prototyping and manufacturing. BriskHeat's ACR® and silicone rubber blankets are perfect for curing adhesives required to bond parts together in assembly applications. And blankets are highly flexible to accommodate unique shapes.



Construction

Freeze protection can be an area of concern in the Construction Industry. Easily prevent water lines and tanks from freezing with BriskHeat's self-regulating heating cable and silicone rubber heating blankets. Self-regulating heating cable can be used to melt snow and ice on structures. Heaters can be used to warm batteries on heavy construction machinery as well as containers of caulk, putty, and spray foam for easier use. Improve weld quality with BriskHeat heaters to preheat pipes prior to welding. And Insul-Lock® foam insulators reduce heat loss and save energy.



Consumer/Residential

BriskHeat offers roof and gutter heating cable kits that can be installed to prevent snow and ice build-up on homes, garages, barns, and other structures. Home hobbyists use BriskHeat heaters for everything from home brewing to melting wax for candles. Heating tapes prevent exterior water pipes and rain barrels from freezing. Insul-Lock® foam insulators are designed for safety as well as energy efficiency. Flat panels can be cut to fit around duct work. Pipe insulators fit securely around pipes; with special shapes to insulate tees and elbows.



Cosmetics/Personal Care

Process heating and viscosity control are especially important to the cosmetic and personal care industries. BriskHeat provides silicone rubber and custom cloth heaters to ensure proper melting, emulsifying, blending, and container filling of creams and lotions. Heating tapes and insulators are used to heat interconnecting piping to reduce or maintain low viscosity as fluids are transported between processing machines. Other heaters are used to remove moisture from powders. These systems can be easily controlled with BriskHeat's multi-zone temperature control equipment. Laboratory heaters such as Griffin beaker heaters, round bottom flasks, and other mantle heaters, are used by our customers during the product development phase or for quality monitoring.



Energy/Power Generation

BriskHeat heaters maintain steam temperature and pressure required to drive the turbine in Cogeneration Power Plants. Condensation is a concern for waste-to-energy and coal-burning generators that use hopper systems to capture fly-ash during the burning process. BriskHeat offers a full line of both metal-clad and silicone rubber heaters which will both solve the condensation issue and meet all regulatory requirements. Mineral Insulated (MI) cable, capable of heating temperatures up to 1832°F (1000°C) can heat steam in methane reformation to produce hydrogen. Compressor soft starters are used in residential solar power systems to prevent current overload. As demand increases for battery or fuel cell powered vehicles, BriskHeat's products will be part of the solution.



Food & Beverage Processing

Food Processing companies need to prevent condensation, so food preparation areas are not contaminated. BriskHeat's silicone rubber heating tapes and blankets will create temperature equilibrium, thus eliminating condensation. In applications where ingredients must be heated to reduce viscosity, BriskHeat's IBC/tote tank heaters, drum heaters, heating cable, and silicone rubber heating blankets can be utilized. These can also be used to melt shortening, wax, chocolate, and similar ingredients. BriskHeat's high-temperature heaters produce steam for food preservation, sterilization, and pasteurization. Aluminum foil heaters are perfect for restaurants to keep food hot until ready to be served. Anti-condensate pans evaporate water caused by condensation in coolers and display cases.



Gas Handling

Gas Handling/Processing companies use gas cylinders to store and dispense many types of gas. BriskHeat's gas cylinder warmers are used by consumers to increase the cylinders' temperature and maintain the proper gas pressure. This allows a much higher percentage of the gases to dispense. Both general-purpose and hazardous-area rated warmers are available. Custom cloth heating jackets prevent gases from condensing. This prevents corrosion that can clog nozzles, contaminate processes, and change gas properties. Heaters are often utilized in outdoor equipment for gas analysis. They can also be used to control vaporization of liquid fuels such as propane, butane, and natural gas.



Gas & Oil

Secondary oil recovery requires heated steam to extract thicker deposits or deeper reserves. Mineral Insulating (MI) cable is a perfect high-temperature, outdoor heating solution used in the Oil & Gas industry. Oil companies often require freeze protection for their pipelines containing oil and other liquid by products. To protect these lines, they use BriskHeat's self-regulating heating cable. It is easy-to-install, extremely rugged, has long circuit lengths up to 201 m (660 ft) and rated for use in hazardous areas. They may use silicone rubber blankets and custom cloth heating jackets on vessels for viscosity control. Heating tapes and cables are also used to prevent condensation in gas lines.



Heavy Industry/Mining

Heavy industry is characterized as manufacturing operations requiring large machines. Often these operations are related to metal processing, foundries, mining, or other enterprises that are classified as hazardous environments. BriskHeat hazardous-area blankets, cables, and controllers can be used in the harshest environments where dust and combustible gases may be present. Heaters are used to keep batteries warm for quick starting of machines. Self-regulating cable is often used for freeze protection and viscosity reduction of process fluids and lubricating oils. High-temperature heaters mounted to conveyor systems are used for removing moisture from ore. Outdoor controllers are built rugged to resist vibration.



HVAC

HVAC contractors and technicians routinely need BriskHeat products to complete daily tasks. Examples include jug warming to keep refrigerant warm during servicing, compressor soft starters to reduce inrush current, water heater elements for replacements, and blankets for emergency de-icing. Crankcase heaters are used on compressors, heat pumps, and chillers to prevent condensation. Additionally, BriskHeat offers condensate evaporation pans that are perfect for roof mounted air conditioning units or other areas where drain lines are not available. Insul-lock foam insulators can be used on hot water pipes and ductwork to reduce heat loss and save money.



Injection Molding/Plastics/Rapid Prototyping

Many injection molding operations melt plastic pellets into a liquid before injecting them into plastic-forming molds. BriskHeat's band and cartridge heaters are a popular choice in this application. They have very high-watt densities, high-temperature capabilities, exceptional heat transfer, and can be made in hundreds of sizes and configurations to meet unique requirements. 3D printers allow for rapid prototyping of parts from various polymers supplied as ground pellets or continuous filaments. Not only do the deposition nozzles require heat, but many of the materials require heated printer beds to produce quality parts. BriskHeat's etched foil or silicone rubber heaters can replace OEM heaters or add heat to older machines.



Life Science/Medical/Pharmaceutical

BriskHeat etched foil heaters are used in incubators for maintaining body temperature and growing petri-dish samples. They are used in medical equipment for operations such as heating fluids, processing samples, and sterilizing instruments. BriskHeat lab equipment heaters such as flask heaters, beaker heaters, and cords have allowed for research and development of critical preparations such as medicines and vaccines. Hard-sided mantle heaters with magnetic stirrers provide for more homogeneous preparations. Silicone heaters and temperature controllers are used for small batch pharmaceutical manufacturing. Our HL101 High-limit cutoff adds safety to heating operations.



Manufacturing

BriskHeat's products are used for a wide variety of applications in both light and heavy manufacturing companies. Immersion heaters can be inserted into tote tanks, drums, and other containers for freeze protection or heating of contents. Surface heaters are used on vessels and hoppers to reduce the viscosity of lubrications, heat metal surfaces for annealing or welding preparation, facilitate chemical reactions, dry solids, distill liquids and so much more. Our insulators are used by companies to reduce energy costs and provide more consistent results on manufactured products. BriskHeat's wide variety of product offerings allow us to customize a solution to specific surface heating application needs.




Paper & Pulp Mills

Paper & Pulp and Packaging manufacturers often use enzymes and glue that are stored in IBC/tote tank containers. BriskHeat's IBC/tote tank heaters can help maintain the proper temperature so they can be effectively pumped to the plant location for use. Drum and immersion heaters are used to heat fluids stored in unheated areas up to the required use temperatures. Heating tapes and jackets can help to reduce moisture in fuel and process gases to dry paper. Many packaging applications require heat to complete the process, and cartridge heaters are a popular choice. They are used to heat-seal plastics around the product.



Semiconductor, Flat Panel, & Photovoltaic/Solar

Semiconductor, Flat Panel, and Photovoltaic/Solar companies use custom cloth heating systems on gas delivery, foreline, and exhaust pipelines to prevent condensation which could cause clogging. BriskHeat cloth heating jackets are designed to provide precise heat and insulation, are easy to install and remove, and have exceptional longevity and durability. They meet SEMI S2 standards and can be used in Class 10 and Class 100 Cleanrooms. When used with a LYNX® temperature control system, maintenance costs are decreased, and production is increased through superior temperature uniformity.



Transportation

BriskHeat's ACR® hot bonder paired with flexible silicone rubber blankets are used during the manufacturing of boats, transit vehicles, cars, and aviation equipment. Blankets cure adhesives used to seal windows in boats. They are also ideal for repairing cracks in fiberglass and resin parts utilized in various vehicles. Container heaters are capable of slowly heating epoxies and resins stored at lower temperatures. Vacuum curing and debulking tables are used to make prototype parts, in production manufacturing, and repair damaged pieces. Resistance wire heaters can prevent ice from forming on rail tracks under bridges.



Water/Wastewater Treatment

Wastewater is a by-product of many industrial processes such as refining, gas conditioning, sewage treatment, food processing, and more. Wastewater Treatment Facilities (WWTFs) often need to protect various components within their facilities against freezing conditions. BriskHeat's self-regulating heating cable or silicone rubber heating blankets, help to prevent water in tanks, pipes, and vessels from freezing. Dehydration or dewatering of the sludge removes most of the mechanical water which is further processed and returned to the environment. Heaters can be used to evaporate water to decrease the volume to be treated. Waste liquids can be used as fuels for incineration of solids. Nozzle heaters and heating tapes reduce liquid viscosity for more effective heating and Silver Series 2 Insulators are easily installed and removed, and suitable for outdoor use. Plants producing sustainable fuels such as landfill or biogases use heat to prevent condensation after the water is removed for treatment.



Ordering Information

EASY WAYS TO ORDER

1. Contact your local distributor. Check BriskHeat.com to locate a local distributor.
2. Call BriskHeat® at 800-848-7673 or 614-294-3376. We have a staff of application specialists to solve your unique needs.
3. Order online at BriskHeat.com - 24/7.

Solving thousands of worldwide heating applications for more than 70 years!

PAYMENT TERMS

Credit Card Options



Net 30 Option

Net 30 Terms are available to qualified companies. Please contact your Account Manager for additional details.



**Visit us online at BriskHeat.com to view
our DEMONSTRATION & HOW-TO VIDEOS**

Follow Us On



BriskHeat Video Channel

www.youtube.com/BriskHeat



www.facebook.com/BriskHeatCorp




www.linkedin.com/company/2692976



www.twitter.com/BriskHeat

WinterShield™ Freeze Protection Heated Pockets

- Creates a pocket of warmth to protect devices against extreme cold



Page
112

Wet-Area Wrap-Around Tote Tank/IBC Heaters & Insulators

- Extra-durable, water resistant design for outdoor/indoor use and wash-down environments



Page
137

SDX Digital PID Temperature Controller

- 4-key touch pad interface
- Affordable, compact



Page
160

Drum Immersion Heaters

- Maximum thermal efficiency – Twice the heat-up rate compared to standard wrap-around heaters



Page
133

TC4000 High-Capacity Wet-Area Digital Temperature Controller

- Suitable for outdoor, indoor, or washdown industrial environments
- Ideal for applications up to 60 amps



Page
165

Wet-Area Full-Coverage Drum/Pail Heaters & Insulators

- For indoor/outdoor use and wash-down environments – IP54
- Insulated, full-coverage design



Page
131

BH-510/610 Outdoor Digital Controller with Fast-Adaptive-Tuning



- Outdoor and wet-area use
- 4-key touch pad interface

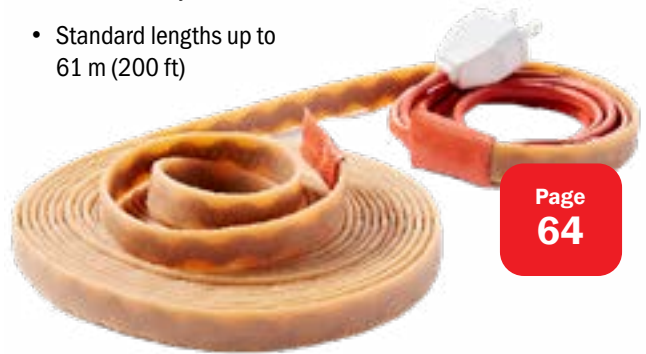
XtremeFLEX® Silicone Rubber Heating Tapes with Adjustable Control

- Extremely flexible — Heats a wide range of objects quickly




XtremeFLEX® Long-Length Silicone Rubber Heating Tapes

- Exceptional flexibility and durability
- Standard lengths up to 61 m (200 ft)



Aluminum Foil Heaters

- Low cost solution
- Custom shapes and sizes



Etched Foil Heaters

- Ultra-thin profile
- High-watt densities
- Uniform heat distribution
- Very fast thermal response time



LYNX PID Temperature Control System

- PID temperature control system comprised of up to 1,024 zones.
- Easy to use Operator Interface



Page
148

Mica Band & Nozzle Heaters

- High-Temperature Heaters for cylindrical surfaces
- Available in one-piece or two-piece construction along with a variety of diameters, widths, voltages, and wattages clamp styles and power connections



Page
217

Cartridge Heaters

- Swaged for greater thermal conductivity, making them very efficient.



Page
222

HL101 Digital Benchtop Temperature Limit Controller

- Provides high-limit cutoff protection
- Plug-and-play benchtop design



Page
163

XtremeFLEX® Insulated Cloth Heating Tapes

- Exceptional flexibility and durability
- Rapid thermal response



Page
70

End of Circuit LED Monitor Light Kits

- Super bright green or red LED lights
- Approved for ordinary and hazardous-area locations



Page
32

Screw Plug Immersion Heaters

- Ratings and sizes other than those listed are available
- Brass, steel, or stainless steel screw plugs in 1", 1¼", 2", and 2½" sizes



Page
227

Silicone Rubber Heating Blankets

- Thin, low-profile, silicone blankets with single to three-strand resistance wire



Page
88

Insul-Lock® Flexible Closed Cell Pipe Insulation

- Flexible closed cell pipe insulation
- Mold and mildew resistant non-porous, fiber-free foam insulation



Page
54

SureStart Compressor Soft Starters

- Reduces inrush start-current by up to 70%
- Single or three phase



Page
231

Crankcase Heaters

- Flexible and easy to install
- Rapid heat-up



Page
232

Evapoway Anti-Condensate Pans

- Eliminates condensation water in commercial refrigeration, HVAC, and vertical transportation (elevators)



Page
234

Hot Water Heater Replacement Elements

- Replacements for most brands, including common AO Smith/Apcon
- Simplifies electric water heater diagnostics and repair



Page
230

Silver-Series 2 Insulators

- Removable and reusable - Easy to install
- Configurable system for a wide range of pipe and tank systems



Page
115



ATEX Hazardous-Area Heating

- Ideal for a wide range of hazardous-area drum heating applications - ATEX gas and dust
- Fully insulated and water resistant - Suitable for use in outdoor or wet environments - IP65 rated

Page
134

ATEX Hazardous-Area Digital Controller with Limiter

- ATEX certified for hazardous areas
- Controller and limiter in one enclosure



Page
171

XtremeFlex® Heating Cords



Page
76

- High-temperature grounded, CE approved
- Designed for use on small tubes, vessels, or any application where space is limited

Heavy-Duty Silicone Rubber Heating Blankets with Control

- Built-in adjustable temperature control
- Mid-temperature design will not overheat contents



Page
86

Heating Mantles for Laboratory Flasks

- Uniform heat distribution for round bottom flasks — Temperatures up to 450°C (842°F)

Page
184



Silicone Rubber Beaker Heaters

- Provides even heat for Griffin and standard beaker heating applications
- Grounded, CE approved

Page
192



ACR® 3 Hot Bonder

- Full-color touchscreen interface
- Dual vacuum system — built-in electric pump and vacuum venturi for each zone

Page
194



Vacuum Curing/Debulking Table

- Heat and vacuum in one easy step for debulking and curing composite parts
- Single setup greatly reduces overall time and cost associated with traditional debulking and autoclave curing

Page
211



MPC2 Multi-Point Digital PID Temperature Control Panel

- Fully configurable for enclosure material, sensor type, voltages, alarms, communication, and safety options
- Configure with one to dozens of zones

Page
157



Cloth Heating Jackets

- Long service life. BriskHeat's typical heating jacket life is 10+ years.
- Easy on-off installation with durable and reusable hook & loop fasteners

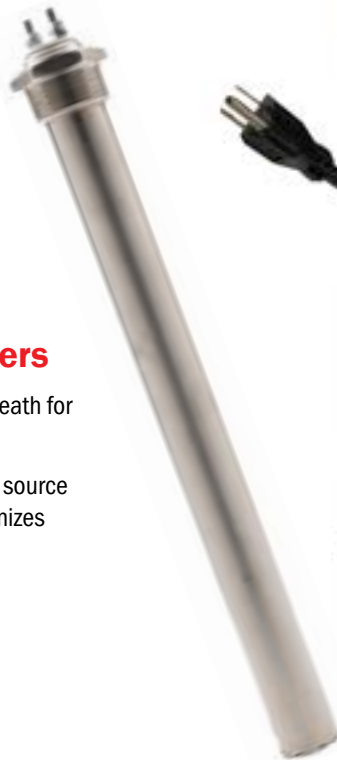
Page
110



Page
226

Immersion Cartridge Heaters

- 316 stainless steel sheath for corrosion resistance
- Fine wire internal heat source close to sheath, maximizes heat transfer



SpeedTrace Self-Regulating Heating Cable

- Automatically adjusts heat output based upon surface temperature
- Can be safely overlapped and insulated

Page
21



HEATING CABLE & WIRE



BriskHeat

INTRODUCTION TO SELF-REGULATING HEATING CABLE

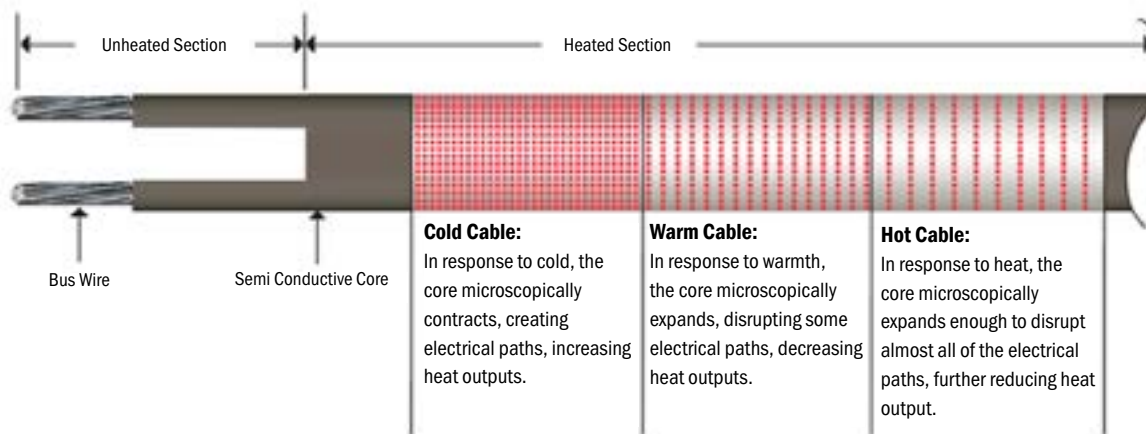
Features & Benefits

- ▶ Automatically adjusts heat output based upon surface temperature
- ▶ Can be safely overlapped and insulated
- ▶ Ideal for long runs
- ▶ Can be cut-to-length at job site
- ▶ Temperatures up to 121 °C (250 °F)
- ▶ Wide range of applications
 - Pipe tracing
 - Vessel tracing
 - Freeze protection
 - Viscosity control
 - Low temperature process maintenance
 - Roof and gutter
 - Ordinary locations
 - Hazardous locations



**Temperatures
Up to
121 °C (250 °F)**

How Self-Regulating Heating Cable Works



The semi-conductive core material contains a graphite network, which allows electricity to flow from one bus wire to the other. When the core is dense and colder, there are many paths for electricity to take through the graphite network, producing more heat.

Since the core material expands as it heats, the graphite network is elongated, disrupting some of the paths. More and more paths are disrupted as heating continues until the system reaches self-

controlled thermal stability. When the core material cools, it contracts, reconnecting some of the electrical paths in the graphite network, and more equivalent heat is produced.

This temperature response occurs independently at each point along the heater. If an externally produced high temperature occurs next to a low temperature in the cable, each section of heating cable will adjust its own heat output in relation to its own local requirements.

SPEEDTRACE & SPEEDTRACE EXTREME PRE-ASSEMBLED SELF-REGULATING HEATING CABLE

Features & Benefits

- ▶ Ideal for freeze protection and thawing metal or plastic pipes and valves
- ▶ Easy-to-install: Pre-assembled with choice of plug
- ▶ Safe to overlap and insulate
- ▶ Automatically adjusts heat output based on surface and ambient temperature
- ▶ Suitable for temperatures down to: -40°C (-40°F)
- ▶ Outdoor and indoor use

Specifications

Supply Voltage: 110-120 VAC; 208-277 VAC

Wattage at 10°C (50°F):

- SpeedTrace: 16 watts/m (5 watts/ft)
- SpeedTrace Extreme: 26 watts/m (8 watts/ft)
- SpeedTraceCE: 17 watts/m (5 watts/ft)

Maximum Exposure Temperature: 65°C (150°F)

Outer Jacket Material: Moisture and flame resistant thermoplastic elastomer

Bus Wire Gauge: 16 AWG

Power Cord:

- 110-120 VAC: 1,8 m (6 ft) long with 3-prong grounded NEMA 5-15P plug
- 208-277 VAC (SpeedTrace & SpeedTrace Extreme): 0,76 m (2,5 ft) long with bare wire leads
- 230 VAC (SpeedTraceCE): 0,76 m (2,5 ft) long with Schuko (CEE 7/7) plug



Plug & Play

NEW!



New and Improved power-indicating light let's you know heater is working



SpeedTrace &
SpeedTrace Extreme
Series



SpeedTraceCE
series



SPEEDTRACE & SPEEDTRACE EXTREME PRE-ASSEMBLED SELF-REGULATING HEATING CABLE

Features & Benefits

- ▶ Ideal for freeze protection and thawing metal or plastic pipes and valves
- ▶ Easy-to-install and pre-assembled with choice of plug
- ▶ Safe to overlap and insulate
- ▶ Automatically adjusts heat output based on surface and ambient temperature
- ▶ Suitable for temperatures down to: -40°C (-40°F)
- ▶ Outdoor and indoor use



New and Improved
power-indicating light lets you know heater is working

Specifications

Supply Voltage: 110-120 VAC; 208-277 VAC

Wattage at 10°C (50°F):

- SpeedTrace: 16 watts/m (5 watts/ft)
- SpeedTrace Extreme: 26 watts/m (8 watts/ft)
- SpeedTraceCE: 17 watts/m (5 watts/ft)

Maximum Exposure Temperature: 65°C (150°F)

Outer Jacket Material: Moisture and flame resistant thermoplastic elastomer

Bus Wire Gauge: 16 AWG

Power Cord:

- 110-120 VAC: 1,8 m (6 ft) long with 3-prong grounded NEMA 5-15P plug
- 208-277 VAC (SpeedTrace & SpeedTrace Extreme): 0,76 m (2,5 ft) long with bare wire leads
- 230 VAC (SpeedTraceCE): 0,76 m (2,5 ft) long with Schuko (CEE 7/7) plug



Plug & Play



SpeedTrace & SpeedTrace Extreme Series



SpeedTraceCE series

Ordering Information

SpeedTrace

16 watts/m @ 10°C
(5 watts/ft @ 50°F)

SpeedTrace Extreme

26 watts/m @ 10°C
(8 watts/ft @ 50°F)

**60%
MORE
WATTAGE**

SpeedTraceCE

17 watts/m @ 10°C
(5 watts/ft @ 50°F)

| Part No. 110-120 V | Part No. 208-277 V | Length m (ft) |
|-----------------------|-----------------------|------------------|
| FFSL1-6 | FFSL2-6 | 1,8 (6) |
| FFSL1-12 | FFSL2-12 | 3,7 (12) |
| FFSL1-18 | FFSL2-18 | 5,5 (18) |
| FFSL1-24 | FFSL2-24 | 7,3 (24) |
| FFSL1-37 | FFSL2-37 | 11,3 (37) |
| FFSL1-50 | FFSL2-50 | 15,2 (50) |
| FFSL1-62 | FFSL2-62 | 18,9 (62) |
| FFSL1-75 | FFSL2-75 | 22,8 (75) |
| FFSL1-87 | FFSL2-87 | 26,5 (87) |
| FFSL1-100 | FFSL2-100 | 30,5 (100) |
| FFSL1-125 | FFSL2-125 | 38,1 (125) |
| FFSL1-150 | FFSL2-150 | 45,7 (150) |

| Part No. 110-120 V | Part No. 208-277 V | Length m (ft) |
|-----------------------|-----------------------|------------------|
| FFSL81-6 | FFSL82-6 | 1,8 (6) |
| FFSL81-12 | FFSL82-12 | 3,7 (12) |
| FFSL81-18 | FFSL82-18 | 5,5 (18) |
| FFSL81-24 | FFSL82-24 | 7,3 (24) |
| FFSL81-50 | FFSL82-50 | 15,2 (50) |
| FFSL81-75 | FFSL82-75 | 22,8 (75) |
| FFSL81-100 | FFSL82-100 | 30,5 (100) |

| Part No. 230 V | Length m (ft) |
|-------------------|------------------|
| FFSLE2-2M | 2 (6,6) |
| FFSLE2-4M | 4 (13,1) |
| FFSLE2-8M | 8 (26,2) |
| FFSLE2-16M | 16 (52,5) |



SpeedTraceCE series with
2-prong Schuko (CEE 7/7 plug)

120 VAC SpeedTrace & SpeedTrace Extreme
with 3-prong NEMA 5-15 plug
(208-277 VAC includes bare wire leads)



Secure the unit with adhesive tape, wrap with insulation, and plug it in.

Safe to overlap & insulate

Heating Cable

Adhesive Tape

SPEEDTRACE ROOF & GUTTER DE-ICING KITS

Features & Benefits

- ▶ Durable, long lasting professional-grade self-regulating heating cable
- ▶ Suitable for residential, commercial, and industrial roofing applications
- ▶ Ideal for melting snow and de-icing roofs, gutters, and downspouts
- ▶ Easy-to-install: Pre-assembled with choice of 3-prong grounded plug (NEMA 5-15P) or bare wire leads
- ▶ Kit includes: SpeedTrace heating cable, downspout hanger brackets, roof clips, and UV resistant ties

Specifications

Supply Voltage: 110-120 VAC, 208-277 VAC

Nominal Wattage:

- 16 watts/m (5 watts/ft) at 10°C (50°F)
- 33 watts/m (10 watts/ft) at 0°C (32°F) in ice and snow

Minimum Exposure Temperature: -40°C (-40°F)

Maximum Exposure Temperature: 65°C (150°F)

Outer Jacket: Moisture and flame resistant Thermoplastic outer jacket


Bus Wires: 16 AWG

Power Cord:

- 110-120 VAC: 1,8 m (6 ft) power cord with 3-prong grounded plug (NEMA 5-15P)
- 208-277 VAC: 0,76 m (2,5 ft) power cord with bare wire leads



Complete kit includes everything you need!



SPEEDTRACE ROOF & GUTTER DE-ICING KITS

Installation Requirements

Suitable for

- Standard pitched roofs with or without gutters
- Standard roofing materials including shingle, shake, rubber, tar, wood, metal and plastic roofs
- Gutters & downspouts made from standard materials including metal and plastic

Not Suitable for

- Flat, slate, stone, ceramic, composite tar/gravel roofs

Electrical Requirements

- GFCI protected circuit, local code approved outlet (power source) within close proximity to the heating cable starting point, and protected from the weather

Measuring Heating Cable Length for Roof & Gutter De-Icing

Use the equation below to calculate heating cable length:

Cable Required for Roof = (R x M) + G + D

(R) Roof Edge Length (linear length of roof to protect)

(M) Multiplier from table to the right

(G) Gutter Length

(D) Downspout Length (X2 if heating cable returns back to gutter)

Heating Cable Kit Length Required [Round up to the nearest kit size]



M = Length of cable per foot (meter) of roof edge

| Roof Overhang [Eave/Soffit] mm (in) | Standard Roof [M] m (ft) | Standing Seam Roof 457 mm (18 in) Seam [M] m (ft) | Standing Seam Roof 610 mm (24 in) Seam [M] m (ft) |
|---|--------------------------------|--|--|
| None | 0,61 (2) | 0,76 (2,5) | 0,61 (2) |
| 305 (12) | 0,85 (2,5) | 0,85 (2,8) | 0,73 (2,4) |
| 610 (24) | 0,91 (3) | 1,1 (3,6) | 0,88 (2,9) |
| 914 (36) | 1,21 (4) | 1,31 (4,3) | 1,1 (3,6) |

Ordering Information

Roof and Gutter Kits

| Part No. 110 - 120 VAC | Part No. 208 - 277 VAC | Cable Length m (ft) | Roof Clips | Kit Includes Downspout Hangers | Cable Ties | Caution Labels |
|---------------------------|---------------------------|------------------------|------------|--------------------------------------|------------|-------------------|
| FFRG15-50 | FFRG25-50 | 15,2 (50) | 30 | 2 | 15 | 2 |
| FFRG15-75 | FFRG25-75 | 22,8 (75) | 50 | 4 | 20 | 2 |
| FFRG15-100 | FFRG25-100 | 30,5 (100) | 60 | 4 | 25 | 2 |
| FFRG15-125 | FFRG25-125 | 38,1 (125) | 80 | 4 | 30 | 2 |
| FFRG15-150 | FFRG25-150 | 45,7 (150) | 100 | 6 | 40 | 2 |

Additional items required, but not supplied: UV resistant RTV sealant, roofing nails or screws



Accessories

| Part No. | Description |
|-------------------------|---|
| THERMO-CUBE | Thermostatically Controlled Outlet 120VAC |
| SLCBL-RDOWN1 | Aluminum Downspout Hanger Bracket |
| SLCBL-RCLIP10 | Aluminum Roof Clips (10 pack) |
| SLCBL-RCLIP50 | Aluminum Roof Clips (50 pack) |
| SLCBL-RCLIPMAG10 | Magnetic Roof Clips (10 pack) — Ideal for metal roofs |






Thermo-Cube Thermostatically Controlled Outlet



Power-saving ambient temperature sensing outlet

- Turns on when air temperature drops below 2°C (35°F)
- Turns off when air temperature exceeds 7°C (45°F)
- Saves energy/money and extends the life of the heater
- Suitable for indoor/outdoor use
- Compatible with 120 VAC NEMA 5-15 outlet

SELF-REGULATING CUT-TO-LENGTH HEATING CABLE SELECTION GUIDE

| | | | | | |
|---|---|---|---|---|---|
| |  |  |  |  |  |
| BriskHeat® Self-Regulating Heating Cable | SLCBL Self-Regulating Heating Cable | SLMCBL Mid-Temperature Self-Regulating Heating Cable | SLHCBL High-Temperature Self-Regulating Heating Cable | SLCAB Self-Regulating Heating Cable | SLMCAB Mid-Temperature Self-Regulating Heating Cable |
| Page | 26 | 28 | 30 | 36 | 38 |
| Maximum Continuous Maintenance Temperature | 66°C (150°F) | 110°C (230°F) | 120°C (248°F) | 66°C (150°F) | 121°C (250°F) |
| Maximum Intermittent Exposure Temperature | 85°C (185°F) | 135°C (275°F) | 200°C (392°F) | 85°C (185°F) | 186°C (366°F) |
| Input Voltages | 110-120 VAC or 208-277 VAC | 110-120 VAC or 208-277 VAC | 110-120 VAC or 208-277 VAC | 110-120 VAC or 208-277 VAC | 110-120 VAC or 208-277 VAC |
| Wattages | 10, 16, 26, 33, 39 watts/m (3, 5, 8, 10, 12 watts/ft) | 16, 33, 49, 66 watts/m (5, 10, 15, 20 watts/ft) | 16, 33, 49, 66 watts/m (5, 10, 15, 20 watts/ft) | 10, 16, 26, 33 watts/m (3, 5, 8, 10 watts/ft) | 16, 33, 49 watts/m (5, 10, 15 watts/ft) |
| Automatically Adjusts Heat Output Based on Surface Temperature | ✓ | ✓ | ✓ | ✓ | ✓ |
| Can be Safely Overlapped and Insulated | ✓ | ✓ | ✓ | ✓ | ✓ |
| Moisture, Chemical, and Flame Resistant | ✓ | ✓ | ✓ | ✓ | ✓ |
| Approvals | UL LISTED, SP, CE | CE | CE | FM APPROVED, IEC, IECEx, Ex | FM APPROVED, IEC, IECEx, Ex |
| Power Connection and Termination Kits | 33 | 33 | 33 | 40 | 40 |

For best results, BriskHeat® Self-Regulating Heating Cable should be used with an appropriate temperature controller. See options starting on page 145.

- Precise control
- Energy-efficiency and power savings
- Communication options



SLCBL SELF-REGULATING HEATING CABLE

Features & Benefits

- ▶ Ideal for freeze protection, roof and gutter de-icing, snow melting systems, and low temperature process maintenance up to 65°C (150°F)
- ▶ Automatically adjusts heat output based on surface temperature
- ▶ Safe to overlap and insulate
- ▶ Can be cut-to-length and terminated in the field
- ▶ Moisture, chemical, and flame resistant

Specifications

Maximum Continuous Maintenance Temperature:

65°C (150°F)

Intermittent Exposure Temperature Range:

-40°C to 85°C (-40°F to 185°F)

Supply Voltage: 110-120 VAC or 208-277 VAC

Nominal Power Output at 10°C (50°F):

— 10, 16, 26, 33, 39 watts/m (3, 5, 8, 10, 12 watts/ft)

— For 208 and 277 VAC, adjust watts shown for the 240 VAC cable using the Voltage Adjustment Factors chart

Bus Wire Gauge: 16 AWG

Braid Resistance: Tinned copper 0,0182 ohms/m (0,0055 ohms/ft)

T-Rating:

— T6: 10, 16, 26, 33 watts/m (3, 5, 8, 10 watts/ft)

— T5: 39 watts/m (12 watts/ft)

Bend Radius: 12 mm (0,5 in)

NOTE: Electrical equipment T-Rating codes define the maximum surface temperature that equipment will reach. It is used in hazardous (classified) area applications.

Ordering Information

Part Number Matrix

Watts/Ft:

3, 5, 8, 10, 12

Voltage:

120- (110-120 V), 240- (208-277 V)

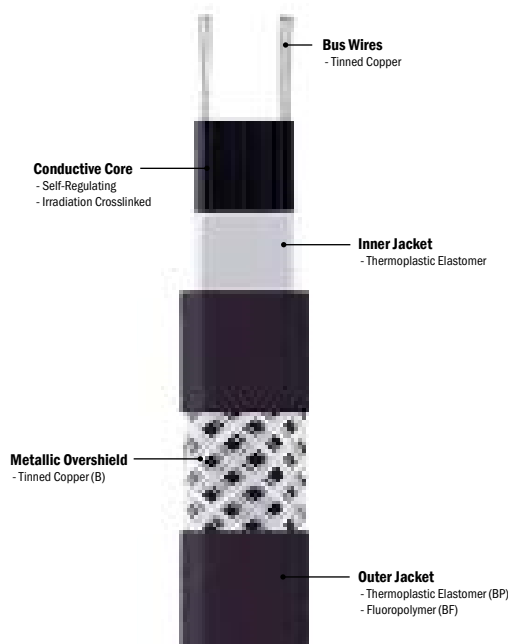
Outer Layer:

B- (Tinned Copper Metal Braid)

BP- (Tinned Copper Metal Braid with Thermoplastic Elastomer Overjacket)

BF- (Tinned Copper Metal Braid with Fluoropolymer Overjacket)

| | | | |
|--------------|----------|------------|-----------|
| SLCBL | 3 | 120 | BP |
|--------------|----------|------------|-----------|



Temperatures Up to 65°C (150°F)



Moisture & Chemical Resistant



Ordinary Locations
-B, -BP Series Only
Embedded de-icing and snow melting systems
-BP Series only
Roof and gutter de-icing and snow melting systems
-BP Series only



Ordinary Locations
Hazardous (Classified) Locations
Class I, Division 2, Groups A, B, C, D
Class II, Division 2, Groups E, F, G
Class III



Approvals valid only when used with appropriate heating cable and installation accessories, and installed in accordance with all applicable instructions, codes, and regulations.

Complete Your System with

| Component | Page No. |
|---------------------------------------|----------|
| Power Connection/ Termination Kits | 33 |
| Monitor Light Kits | 32 |
| Insulation | 54 |
| Temperature Controls | 145 |

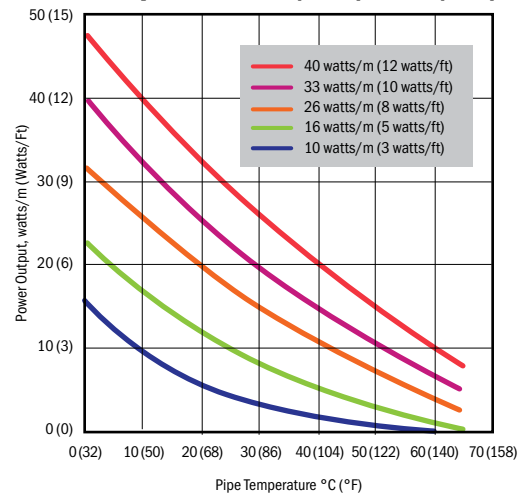
SLCBL SELF-REGULATING HEATING CABLE

Maximum Circuit Length in m (ft)

| Heating Cable | Circuit Breaker Size | Start-up Temperature | | | |
|---------------|----------------------|----------------------|------------|--------------|---------------|
| | | 10°C (50°F) | 0°C (32°F) | -20°C (-4°F) | -40°C (-40°F) |
| SLCBL3120 | 10 amp | 73 (240) | 61 (200) | 43 (140) | 35 (115) |
| | 15 amp | 98 (320) | 91 (300) | 67 (220) | 58 (190) |
| | 20 amp | 101 (330) | 98 (320) | 81 (265) | 69 (225) |
| | 30 amp | 101 (330) | 98 (320) | 85 (280) | 81 (265) |
| | 40 amp | 101 (330) | 98 (320) | 85 (280) | 81 (265) |
| SLCBL3240 | 10 amp | 148 (485) | 121 (396) | 84 (275) | 71 (232) |
| | 15 amp | 196 (643) | 185 (606) | 133 (436) | 115 (377) |
| | 20 amp | 201 (660) | 196 (643) | 162 (530) | 137 (449) |
| | 30 amp | 201 (660) | 196 (643) | 170 (557) | 162 (530) |
| | 40 amp | 201 (660) | 196 (643) | 170 (557) | 162 (530) |
| SLCBL5120 | 10 amp | 49 (162) | 41 (135) | 32 (105) | 24 (80) |
| | 15 amp | 76 (249) | 66 (215) | 52 (170) | 39 (127) |
| | 20 amp | 81 (265) | 77 (252) | 66 (215) | 50 (164) |
| | 30 amp | 81 (265) | 77 (252) | 73 (240) | 61 (200) |
| | 40 amp | 81 (265) | 77 (252) | 73 (240) | 61 (200) |
| SLCBL5240 | 10 amp | 99 (324) | 82 (269) | 64 (209) | 49 (160) |
| | 15 amp | 152 (498) | 131 (429) | 103 (337) | 78 (255) |
| | 20 amp | 162 (530) | 154 (505) | 132 (433) | 100 (328) |
| | 30 amp | 162 (530) | 154 (505) | 146 (480) | 122 (400) |
| | 40 amp | 162 (530) | 154 (505) | 146 (480) | 122 (400) |
| SLCBL8120 | 10 amp | 38 (123) | 31 (100) | 17 (54) | 16 (52) |
| | 15 amp | 54 (177) | 44 (145) | 27 (90) | 25 (82) |
| | 20 amp | 61 (200) | 55 (180) | 35 (115) | 31 (103) |
| | 30 amp | 64 (210) | 55 (180) | 53 (175) | 41 (135) |
| | 40 amp | 64 (210) | 55 (180) | 53 (175) | 49 (160) |
| SLCBL8240 | 10 amp | 75 (246) | 62 (203) | 33 (108) | 32 (104) |
| | 15 amp | 108 (354) | 89 (291) | 56 (183) | 50 (164) |
| | 20 amp | 124 (406) | 110 (360) | 70 (229) | 63 (206) |
| | 30 amp | 128 (420) | 110 (360) | 107 (350) | 84 (275) |
| | 40 amp | 128 (420) | 110 (360) | 107 (350) | 98 (320) |
| SLCBL10120 | 10 amp | 23 (75) | 17 (55) | 14 (45) | 11 (35) |
| | 15 amp | 37 (121) | 26 (85) | 20 (65) | 17 (55) |
| | 20 amp | 46 (150) | 32 (105) | 24 (80) | 21 (70) |
| | 30 amp | 47 (155) | 37 (120) | 32 (105) | 26 (85) |
| | 40 amp | 55 (180) | 47 (155) | 32 (105) | 32 (105) |
| SLCBL10240 | 10 amp | 45 (147) | 34 (111) | 26 (85) | 21 (68) |
| | 15 amp | 74 (242) | 54 (177) | 40 (131) | 35 (114) |
| | 20 amp | 90 (295) | 66 (216) | 50 (164) | 43 (141) |
| | 30 amp | 96 (315) | 75 (246) | 66 (215) | 52 (170) |
| | 40 amp | 110 (360) | 96 (315) | 66 (215) | 66 (215) |
| SLCBL12120 | 10 amp | 17 (55) | 12 (40) | 9 (30) | 8 (25) |
| | 15 amp | 27 (90) | 18 (60) | 14 (45) | 14 (45) |
| | 20 amp | 35 (115) | 24 (80) | 18 (60) | 15 (50) |
| | 30 amp | 35 (115) | 27 (90) | 24 (80) | 18 (60) |
| | 40 amp | 37 (120) | 32 (105) | 24 (80) | 24 (80) |
| SLCBL12240 | 10 amp | 34 (111) | 24 (78) | 18 (59) | 15 (49) |
| | 15 amp | 56 (183) | 38 (124) | 28 (91) | 26 (85) |
| | 20 amp | 70 (229) | 49 (160) | 38 (124) | 30 (98) |
| | 30 amp | 70 (229) | 55 (180) | 48 (158) | 37 (120) |
| | 40 amp | 73 (240) | 64 (210) | 48 (158) | 48 (158) |

Note: Special consideration must be given for the circuit breaker due to the high initial in-rush currents.

Heat Output — watts/m (Watts/Ft)



Outer Layer Options

| Product Type | Description | Nominal Dimensions [thickness x width] mm (in) | Shipping Weight: 152 m (500 ft) spool lbs (kg) | Purpose |
|--------------|---|--|--|------------------------------------|
| SLCBL-B | Tinned Copper Metal Braid | 4,4 x 11,0 (0,17 x 0,43) | 16 (35) | Dry Environments |
| SLCBL-BP | Tinned Copper Metal Braid with Thermoplastic Elastomer Overjacket | 6,0 x 12,6 (0,23 x 0,50) | 21 (46) | Wet or Weak Chemical Environments |
| SLCBL-BF | Tinned Copper Metal Braid with Fluoropolymer Overjacket | 5,4 x 12,0 (0,21 x 0,47) | 20 (44) | Wet or Harsh Chemical Environments |

Voltage Adjustment Factors

| Watt/ft Output Adjustment Factor | | |
|----------------------------------|---------|---------|
| Product Type | 208 VAC | 277 VAC |
| SLCBL3240 | 0,82 | 1,13 |
| SLCBL5240 | 0,85 | 1,12 |
| SLCBL8240 | 0,89 | 1,08 |
| SLCBL10240 | 0,89 | 1,08 |
| SLCBL12240 | 0,89 | 1,08 |

| Max Circuit Length Adjustment Factor | | |
|--------------------------------------|---------|---------|
| Product Type | 208 VAC | 277 VAC |
| SLCBL3240 | 0,96 | 1,08 |
| SLCBL5240 | 0,94 | 1,09 |
| SLCBL8240 | 0,92 | 1,11 |
| SLCBL10240 | 0,92 | 1,11 |
| SLCBL12240 | 0,92 | 1,11 |

SLMCBL MID-TEMPERATURE SELF-REGULATING HEATING CABLE

Features & Benefits

- ▶ Ideal for freeze protection and mid temperature process maintenance up to 110°C (230°F)
- ▶ Automatically adjusts heat output based on surface temperature
- ▶ Safe to overlap and insulate
- ▶ Can be cut-to-length and terminated in the field
- ▶ Moisture, chemical, and flame resistant

Specifications

Maximum Continuous Maintenance Temperature: 110°C (230°F)

Intermittent Exposure Temperature Range: -30°C to 135°C (-22°F to 275°F)

Supply Voltage: 110-120 VAC or 208-277 VAC

Nominal Power Output at 10°C (50°F):

- 16, 33, 49, 66 watts/m (5, 10, 15, 20 watts/ft)
- For 208 and 277 VAC, adjust watts shown for the 240 VAC cable using the Voltage Adjustment Factors chart

Bus Wire Gauge: 16 AWG

Braid Resistance: Tinned copper 0,0182 ohms/m (0,0055 ohms/ft)

Bend Radius: 12 mm (0,5 in)



**Moisture
& Chemical
Resistant**



**Temperatures
Up to
110°C (230°F)**

Ordering Information

Part Number Matrix

Watts/Ft: _____
5, 10, 15, 20

Voltage: _____
120- (110-120 V), 240- (208-277 V)

Outer Layer:

B- (Tinned Copper Metal Braid)

BP- (Tinned Copper Metal Braid with Thermoplastic Elastomer Overjacket)

BF- (Tinned Copper Metal Braid with Fluoropolymer Overjacket)

| | | | |
|--------|---|-----|----|
| SLMCBL | 5 | 120 | BP |
|--------|---|-----|----|

Complete Your System with

| Component | | Page No. |
|---------------------------------------|--|----------|
| Power Connection/ Termination Kits | | 33 |
| Monitor Light Kits | | 32 |
| Insulation | | 54 |
| Temperature Controls | | 145 |

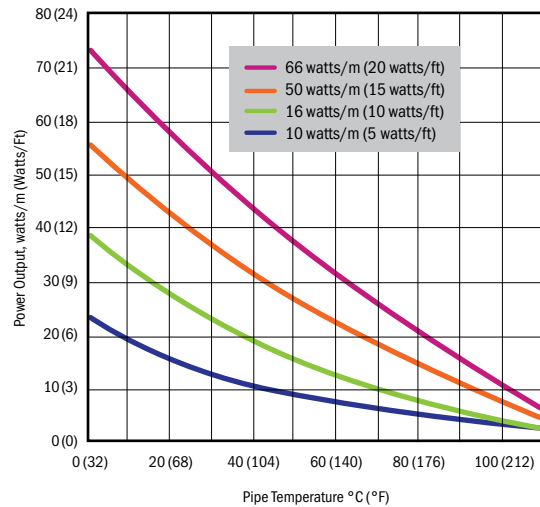
SLMCBL MID-TEMPERATURE SELF-REGULATING HEATING CABLE

Maximum Circuit Length in m (ft)

| Heating Cable | Circuit Breaker Size | Start-up Temperature | | | |
|---------------|----------------------|----------------------|------------|--------------|---------------|
| | | 10°C (50°F) | 0°C (32°F) | -20°C (-4°F) | -40°C (-40°F) |
| SLMCBL5120 | 10 amp | 34 (110) | 24 (80) | - | - |
| | 15 amp | 41 (133) | 32 (105) | 30 (98) | 27 (90) |
| | 20 amp | 59 (195) | 49 (160) | 45 (148) | 42 (138) |
| | 30 amp | 64 (210) | 59 (195) | 52 (170) | 50 (165) |
| | 40 amp | 64 (210) | 59 (195) | 56 (183) | 55 (180) |
| SLMCBL5240 | 10 amp | 67 (220) | 49 (160) | 44 (145) | 41 (135) |
| | 15 amp | 81 (265) | 64 (210) | 59 (195) | 55 (180) |
| | 20 amp | 119 (390) | 98 (320) | 90 (295) | 84 (275) |
| | 30 amp | 128 (420) | 119 (390) | 111 (365) | 110 (360) |
| | 40 amp | 128 (420) | 119 (390) | 104 (340) | 101 (330) |
| SLMCBL10120 | 10 amp | 23 (75) | 22 (73) | - | - |
| | 15 amp | 31 (100) | 29 (95) | 24 (80) | 21 (70) |
| | 20 amp | 41 (133) | 45 (148) | 38 (125) | 31 (100) |
| | 30 amp | 53 (174) | 55 (180) | 48 (156) | 40 (130) |
| | 40 amp | 53 (174) | 53 (175) | 48 (156) | 43 (140) |
| SLMCBL10240 | 10 amp | 46 (150) | 44 (145) | 37 (121) | 35 (114) |
| | 15 amp | 61 (200) | 58 (190) | 49 (160) | 43 (140) |
| | 20 amp | 81 (265) | 90 (295) | 76 (249) | 61 (200) |
| | 30 amp | 106 (347) | 110 (360) | 95 (311) | 85 (280) |
| | 40 amp | 106 (347) | 107 (350) | 95 (311) | 79 (260) |
| SLMCBL15120 | 10 amp | 17 (57) | 16 (51) | - | - |
| | 15 amp | 29 (94) | 27 (87) | 17 (57) | 17 (54) |
| | 20 amp | 37 (120) | 33 (108) | 22 (71) | 21 (69) |
| | 30 amp | 47 (154) | 41 (133) | 24 (80) | 24 (80) |
| | 40 amp | 47 (154) | 41 (133) | 27 (90) | 27 (87) |
| SLMCBL15240 | 10 amp | 35 (114) | 31 (101) | 21 (68) | 20 (65) |
| | 15 amp | 57 (187) | 53 (173) | 35 (114) | 33 (108) |
| | 20 amp | 73 (239) | 66 (216) | 43 (141) | 42 (137) |
| | 30 amp | 94 (308) | 81 (265) | 55 (180) | 53 (173) |
| | 40 amp | 94 (308) | 81 (265) | 49 (160) | 49 (160) |
| SLMCBL20120 | 10 amp | 16 (51) | 13 (41) | - | - |
| | 15 amp | 25 (82) | 22 (72) | 16 (51) | 15 (49) |
| | 20 amp | 31 (102) | 27 (90) | 20 (67) | 19 (61) |
| | 30 amp | 40 (131) | 35 (115) | 26 (84) | 23 (74) |
| | 40 amp | 46 (150) | 39 (128) | 34 (110) | 29 (95) |
| SLMCBL20240 | 10 amp | 31 (101) | 25 (82) | 19 (62) | 17 (55) |
| | 15 amp | 50 (164) | 44 (144) | 31 (101) | 30 (98) |
| | 20 amp | 62 (203) | 55 (180) | 41 (134) | 37 (121) |
| | 30 amp | 80 (262) | 70 (229) | 51 (167) | 45 (147) |
| | 40 amp | 91 (300) | 78 (255) | 67 (220) | 58 (190) |

Note: Special consideration must be given for the circuit breaker due to the high initial in-rush currents.

Heat Output — Watts/m (watts/Ft)



Outer Layer Options

| Product Type | Description | Nominal Dimensions [thickness x width] mm (in) | Shipping Weight: 500 ft (152 m) spool kg (lbs) | Purpose |
|--------------|---|--|--|------------------------------------|
| SLMCBL-B | Tinned Copper Metal Braid | 3,8 x 11,4 (0,15 x 0,45) | 15 (32) | Dry Environments |
| SLMCBL-BP | Tinned Copper Metal Braid with Thermoplastic Elastomer Overjacket | 6,0 x 13,6 (0,23 x 0,54) | 17 (37) | Wet or Weak Chemical Environments |
| SLMCBL-BF | Tinned Copper Metal Braid with Fluoropolymer Overjacket | 4,8 x 12,4 (0,19 x 0,49) | 21 (47) | Wet or Harsh Chemical Environments |

Voltage Adjustment Factors

| Watt/ft Output Adjustment Factor | | |
|----------------------------------|---------|---------|
| Product Type | 208 VAC | 277 VAC |
| SLMCBL5240 | 0,84 | 1,20 |
| SLMCBL10240 | 0,85 | 1,18 |
| SLMCBL15240 | 0,91 | 1,09 |
| SLMCBL20240 | 0,90 | 1,07 |

| Max Circuit Length Adjustment Factor | | |
|--------------------------------------|---------|---------|
| Product Type | 208 VAC | 277 VAC |
| SLMCBL5240 | 0,95 | 1,04 |
| SLMCBL10240 | 0,94 | 1,06 |
| SLMCBL15240 | 0,91 | 1,10 |
| SLMCBL20240 | 0,91 | 1,11 |

SLHCBL HIGH-TEMPERATURE SELF-REGULATING HEATING CABLE

Features & Benefits

- ▶ Ideal for freeze protection and high temperature process maintenance up to 120°C (248°F)
- ▶ Automatically adjusts heat output based on surface temperature
- ▶ Safe to overlap and insulate
- ▶ Can be cut-to-length and terminated in the field
- ▶ Moisture, chemical, and flame resistant

Specifications

Maximum Continuous Maintenance Temperature:
120°C (248°F)

Intermittent Exposure Temperature Range: -30°C to 200°C (-22°F to 392°F)

Supply Voltage: 110-120 VAC or 208-277 VAC

Nominal Power Output at 10°C (50°F):

- 15, 30, 45, 60 watts/m (5, 10, 15, 20 watts/ft)
- For 208 and 277 VAC, adjust watts shown for the 240 VAC cable using the Voltage Adjustment Factors chart

Bus Wire Gauge: 16 AWG

Braid Resistance: Tinned copper 0,0182 ohms/m (0,0055 ohms/ft)

Bend Radius: 12 mm (0,5 in)

Ordering Information

Part Number Matrix

| | | | |
|--------|---|-----|----|
| SLHCBL | 5 | 120 | BF |
|--------|---|-----|----|

Watts/Ft:

5, 10, 15, 20

Voltage:

120- (110-120 V), 240- (208-277 V)

Outer Layer:

B- (Tinned Copper Metal Braid)

BF- (Tinned Copper Metal Braid with Fluoropolymer Overjacket)



**Moisture
& Chemical
Resistant**



**Temperatures
Up to
120°C (248°F)**

Complete Your System with

| Component | | Page No. |
|---------------------------------------|--|----------|
| Power Connection/ Termination Kits | | 33 |
| Monitor Light Kits | | 32 |
| Insulation | | 54 |
| Temperature Controls | | 145 |

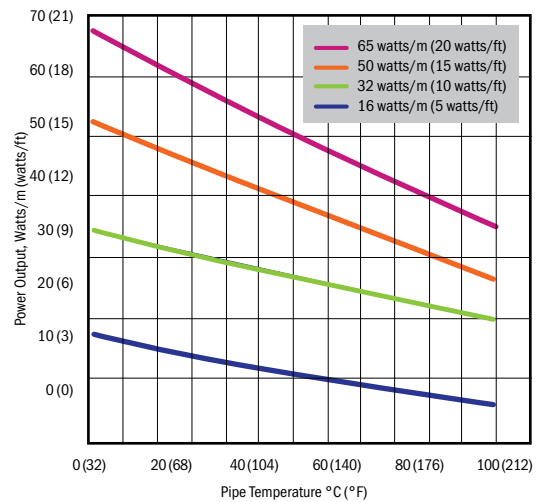
SLHCBL HIGH-TEMPERATURE SELF-REGULATING HEATING CABLE

Maximum Circuit Length in m (ft)

| Heating Cable | Circuit Breaker Size | Start-up Temperature | | | |
|---------------|----------------------|----------------------|--------------|----------------|-----------------|
| | | 10 °C (50 °F) | 0 °C (32 °F) | -20 °C (-4 °F) | -40 °C (-40 °F) |
| SLHCBL5120 | 10 amp | 37 (120) | 34 (110) | 34 (110) | 27 (90) |
| | 15 amp | 55 (180) | 53 (175) | 53 (175) | 44 (143) |
| | 20 amp | 73 (240) | 66 (215) | 66 (215) | 55 (180) |
| | 30 amp | 79 (259) | 75 (245) | 75 (245) | 69 (225) |
| | 40 amp | 81 (266) | 78 (255) | 78 (255) | 73 (240) |
| SLHCBL5240 | 10 amp | 73 (240) | 67 (220) | 67 (220) | 55 (180) |
| | 15 amp | 110 (360) | 107 (350) | 107 (350) | 87 (285) |
| | 20 amp | 146 (479) | 131 (430) | 131 (430) | 110 (360) |
| | 30 amp | 158 (518) | 149 (490) | 149 (490) | 137 (450) |
| | 40 amp | 162 (531) | 155 (510) | 155 (510) | 146 (480) |
| SLHCBL10120 | 10 amp | 22 (73) | 21 (69) | 21 (69) | 18 (58) |
| | 15 amp | 36 (118) | 34 (110) | 34 (110) | 27 (88) |
| | 20 amp | 45 (148) | 43 (140) | 43 (140) | 36 (118) |
| | 30 amp | 67 (220) | 61 (200) | 61 (200) | 53 (175) |
| | 40 amp | 78 (255) | 73 (240) | 73 (240) | 70 (230) |
| SLHCBL10240 | 10 amp | 45 (146) | 42 (138) | 42 (138) | 35 (116) |
| | 15 amp | 72 (236) | 67 (220) | 67 (220) | 53 (175) |
| | 20 amp | 90 (295) | 85 (280) | 85 (280) | 72 (235) |
| | 30 amp | 134 (440) | 122 (400) | 122 (400) | 107 (350) |
| | 40 amp | 155 (510) | 146 (480) | 146 (480) | 140 (460) |
| SLHCBL15120 | 10 amp | 15 (50) | 14 (47) | 14 (47) | 12 (40) |
| | 15 amp | 23 (75) | 20 (65) | 20 (65) | 18 (60) |
| | 20 amp | 31 (100) | 27 (90) | 27 (90) | 24 (80) |
| | 30 amp | 44 (143) | 41 (135) | 41 (135) | 37 (120) |
| | 40 amp | 58 (190) | 53 (175) | 53 (175) | 49 (160) |
| SLHCBL15240 | 10 amp | 31 (100) | 28 (93) | 28 (93) | 24 (80) |
| | 15 amp | 46 (150) | 40 (130) | 40 (130) | 37 (120) |
| | 20 amp | 61 (200) | 55 (180) | 55 (180) | 49 (160) |
| | 30 amp | 87 (285) | 82 (270) | 82 (270) | 73 (240) |
| | 40 amp | 116 (380) | 107 (350) | 107 (350) | 98 (320) |
| SLHCBL20120 | 10 amp | 12 (39) | 10 (33) | 10 (33) | 10 (32) |
| | 15 amp | 18 (58) | 17 (55) | 17 (55) | 15 (48) |
| | 20 amp | 23 (75) | 22 (71) | 22 (71) | 19 (63) |
| | 30 amp | 35 (115) | 32 (105) | 32 (105) | 29 (95) |
| | 40 amp | 47 (153) | 44 (143) | 44 (143) | 38 (125) |
| SLHCBL20240 | 10 amp | 24 (77) | 21 (70) | 21 (70) | 19 (63) |
| | 15 amp | 35 (115) | 34 (110) | 34 (110) | 29 (95) |
| | 20 amp | 46 (150) | 43 (142) | 43 (142) | 38 (125) |
| | 30 amp | 70 (230) | 64 (210) | 64 (210) | 58 (190) |
| | 40 amp | 93 (306) | 87 (286) | 87 (286) | 76 (250) |

Note: Special consideration must be given for the circuit breaker due to the high initial in-rush currents.

Heat Output — watts/m (Watts/Ft)



Outer Layer Options

| Product Type | Description | Nominal Dimensions [thickness x width] mm (in) | Shipping Weight: 152 m (500 ft) spool kg (lbs) | Purpose |
|--------------|---|--|--|---|
| SLHCBL-B | Tinned Copper Metal Braid | 3,8 x 11,4 (0,15 x 0,45) | 38 (17) | Ordinary applications |
| SLHCBL-BF | Tinned Copper Metal Braid with Fluoropolymer Overjacket | 4,8 x 12,4 (0,19 x 0,49) | 47 (21) | For use in strong chemical environments (i.e. strong acids) |

Voltage Adjustment Factors

| Watt/ft Output Adjustment Factor | | |
|----------------------------------|---------|---------|
| Product Type | 208 VAC | 277 VAC |
| SLHCBL5240 | 0,87 | 1,07 |
| SLHCBL10240 | 0,88 | 1,08 |
| SLHCBL15240 | 0,88 | 1,08 |
| SLHCBL20240 | 0,86 | 1,07 |

| Max Circuit Length Adjustment Factor | | |
|--------------------------------------|---------|---------|
| Product Type | 208 VAC | 277 VAC |
| SLHCBL5240 | 0,99 | 1,08 |
| SLHCBL10240 | 0,99 | 1,06 |
| SLHCBL15240 | 0,98 | 1,06 |
| SLHCBL20240 | 1,00 | 1,08 |

END OF CIRCUIT LED MONITOR LIGHT KITS

Features & Benefits

- ▶ Super bright LED light confirms at a glance your heat trace cable is energized
- ▶ Approved for ordinary and hazardous area locations
- ▶ Voltages up to 240 VAC
- ▶ Excellent visibility from all angles
- ▶ Easy-to-install — hot work permit not required for installation
- ▶ Easy re-entry for maintenance
- ▶ Compatible with up to 102 mm (4 in) of insulation and cladding

Specifications

Maximum Voltage: 240 VAC

Maximum Current: 32 amps

Lumen Output: 10 lumens

Construction: Non-conductive FRP plastic body

Overall Height: 208 mm (8,2 in)

Maximum Continuous Exposure Temperature (T5): 100 °C (212 °F)

Ambient Exposure Temperature Range: -40 °C to 65 °C (-40 °F to 149 °F)

IP Rating: IP66/NEMA 4X



Ordinary Locations (with SLCBL heating cables)

Hazardous (Classified) Locations (with SLCBL heating cable only)

Class I, Division 2, Groups A, B, C, D

Class II, Division 2, Groups E, F, G

Class III

T5: 10, 16, 26 watts/m (3,5,8 watts/ft). T6: 33 watts/m (10 watts/ft)

Approvals valid only when used with appropriate heating cable and installation accessories, and installed in accordance with all applicable instructions, codes, and regulations.

Ordering Information

| Part No. | Color | Compatible with | Enough to Complete | Kit Contents |
|------------|-------|---|---|---|
| JHE-LG-GET | Green | SLCBL Heating Cable (CSA approved) | One end of circuit LED monitor light end seal termination | (1) End seal stand and light assembly with O-ring and grommet |
| JHE-LR-GET | Red | SLMCBL/SLHCBL/SLCAB/SLMCAB Heating Cable (Not CSA approved) | | (2) 16-14 insulated parallel splice crimp (1) Silicone lead termination boot (1) Rubber strain relief grommet (1) Pipe strap — for 51 mm to 152 mm (2 in to 6 in) O.D. pipes (1) End seal label |

NEW!

Highly Visible Day or Night



Opens easily for light connection and maintenance



SLCBL/SLMCBL/SLHCBL CONNECTION/TERMINATION KITS

For use in hazardous and ordinary area locations with SLCBL cable only (CSA approved).

For use in ordinary area locations with SLMCBL, SLHCBL cable (non-CSA approved).



Approvals valid only when used with appropriate heating cable and installation accessories, and installed in accordance with all applicable instructions, codes, and regulations.

Ordinary Locations
Hazardous (Classified) Locations
Class I, Division 2, Groups A, B, C, D
Class II, Division 2, Groups E, F, G
Class III
SLCBL -BP, -BF series only

NEW!



PTBS-GET Power Connection Kit with Multiple Entry Junction Box

Features & Benefits

- Installing three heating cables in one junction box saves installation time and money
- Terminal strip secures each wire separately for safe and easy wiring
- Compression fitting tightly secures to a range of power cords — 10 to 17 mm (0,39 to 0,67 in) diameter

**EASY
to
INSTALL**



JHE-GET
Low-Profile End Seal Kit



JHT-GET
Low-Profile Tee Connection Kit

| Part No. | Kit | Compatible with | Enough to Complete | Kit Contents |
|-----------------|--|-----------------------------------|---|--|
| PTBS-GET | Power Connection Kit with Multiple Entry Square Junction Box | SLCBL/SLMCBL/SLHCBL Heating Cable | One input connection for one heating cable. Up to three heating cables can be connected to this junction box with optional silicone frog leg expansion kits (sold separately) | (1) Multiple entry junction box with rail mounted DIN terminal block electrical connections (1) 3/4 in NPT pipe T-standoff (lower bracket) (1) Pipe standoff strain relief (upper bracket) (1) Lock nut (1) Watertight sealing grommet (2) Pipe straps — for 51 mm to 152 mm (2 in to 6 in) O.D. pipes (1) Watertight sealing plug (1) Silicone frog leg (1) Green/yellow heat-shrink tube — 6 mm x 150 mm (0,25 in x 6 in) (1) 10 ml (0,34 oz) tube of RTV sealant |
| PET-CA-P | Silicone Frog Leg Expansion Kit | SLCBL/SLMCBL/SLHCBL Heating Cable | Used for connecting additional heating cables to PTBS-GET. One expansion kit is required per heating cable | (1) Silicone frog leg (1) Green/yellow heat-shrink tube — 6 mm x 150 mm (0,25 in x 6 in) (1) 10 ml (0,34 oz) tube of RTV sealant |
| JHE-GET | Low-Profile End Seal Kit | SLCBL/SLMCBL/SLHCBL Heating Cable | One low-profile end seal termination | (1) End seal housing (1) Watertight sealing grommet (1) Pressure seal end with screws |
| JHS-GET | Low-Profile Splice Connection Kit | SLCBL/SLMCBL/SLHCBL Heating Cable | One low-profile splice connection | (1) In-line splice housing (2) Watertight sealing gaskets (2) Housing covers with screws (2) Watertight sealing grommets (2) Pressure seal end with screws |
| JHT-GET | Low-Profile Tee Connection Kit | SLCBL/SLMCBL/SLHCBL Heating Cable | One low-profile tee connection NOTE: This kit does not complete an input power connection | (1) Tee splice housing (2) Watertight sealing gaskets (2) Housing covers with screws (3) Watertight sealing grommets (3) Pressure seal end with screws |

SLCBL CONNECTION/TERMINATION KITS

For use in ordinary locations with SLCBL cable only (UL approved).

For use in roof & gutter snow melting & de-icing applications with SLCBL cable only (UL approved).



Approvals valid only when used with SLCBL-BP, -BF Series heating cable and installation accessories, and installed in accordance with all applicable instructions, codes, and regulations.



SLCBLUC Universal Connection Kit
(Junction Box sold separately)



SLCBLUC-GF
Ground Fault Power Connection Kit

| Part No. | Kit | Compatible with | Enough to Complete | Kit Contents | Required Accessories |
|-------------------|-----------------------------------|--|--|---|---|
| SLCBLUC | Power Connection Kit | SLCBL/SLMCBL/ SLHCBBL Heating Cable | One input connection and one end seal termination | (1) 1/2 in NPT seal fitting with strain relief and grommet (1) Standoff pipe mounting bracket (1) Lock nut (3) Wire nuts (1) Black heat-shrink tube — 13 mm x 25 mm (0,5 in x 1 in) (1) Green/yellow heat-shrink tube — 6 mm x 150 mm (0,25 in x 6 in) (2) Black heat-shrink tubes — 3 mm x 140 mm (0,13 in x 5,5 in) (1) Sealing gasket (2) Heat trace warning labels (2) De-Icing snow melt caution labels (1) End seal | (1) 1/2 in NPT junction box — with appropriate approvals* (1) Pipe strap |
| | | | | (1) Ground fault device with 120 VAC 3 prong plug (NEMA 5-15P) (1) Black cloth tape (2) Mastic strips (2) Clamp ties (2) Crimp-on insulated terminals (1) Crimp-on non-insulated barrel (1) Heat-shrink tube — 19 mm x 200 mm (0,75 in x 8 in) (1) Heat-shrink tube — 19 mm x 130 mm (0,75 in x 5 in) (1) Heat-shrink tube — 3 mm x 25 mm (0,13 in x 1 in) (1) Heat-shrink tube — 13 mm x 25 mm (0,50 in x 1 in) (1) Heat-shrink tube — 8 mm x 38 mm (0,31 in x 1,5 in) (2) Heat trace warning labels (2) De-Icing snow melt caution labels | |
| SLCBLUC-GF | Ground Fault Power Connection Kit | SLCBL/SLMCBL/ SLHCBBL Heating Cable | One ground-fault protection input power connection | | |

* Heating cable with no outer jacket (type -B) requires a metallic junction box for proper grounding

SLCBL CONNECTION/TERMINATION KITS

For use in ordinary locations with SLCBL cable only (UL approved).

For use in roof & gutter snow melting & de-icing applications with SLCBL cable only (UL approved).



Approvals valid only when used with SLCBL-BP, -BF Series heating cable and installation accessories, and installed in accordance with all applicable instructions, codes, and regulations.



SLCBLKC
End Seal Kit



SLCBLSK
Splice and Tee Kit


**More
accessories
on page 51**

| Part No. | Kit | Compatible with | Enough to Complete | Kit Contents |
|----------------|--------------------|--|--|--|
| SLCBLKC | End Seal Kit | SLCBL/SLMCBL/ SLHCBL Heating Cable | Two end seal terminations | (2) Heat-shrink caps (2) Heat-shrink tubes – 19 mm x 130 mm (0,75 in x 5 in) (2) Woven braid sleeves – 13 mm x 100 mm (0,50 in x 4 in) |
| SLCBLSK | Splice and Tee Kit | SLCBL/SLMCBL/ SLHCBL Heating Cable | One splice connection and one end seal termination OR one tee connection and one end termination NOTE: This kit does not complete an input power connection | (1) Clamp tie (3) Cable ties (1) Black cloth tape (5) Mastic strips (2) Heat-shrink caps (1) Black heat-shrink tube – 25 mm x 200 mm (1 in x 8 in) (3) Black heat-shrink tube – 13 mm x 25 mm (0,5 in x 1 in) (6) Black heat-shrink tubes – 3 mm x 25 mm (0,13 in x 1 in) (1) Heat shrink tube for ground (2) Crimp-on insulated terminals (1) Crimp-on non-insulated barrel (1) End seal |

Roof & Gutter Accessories

| Part No. | Description |
|-------------------------|---|
| SLCBL-RDOWN1 | Aluminum Downspout Hanger Bracket |
| SLCBL-RCLIP10 | Aluminum Roof Clips (10 pack) |
| SLCBL-RCLIP50 | Aluminum Roof Clips (50 pack) |
| SLCBL-RCLIPMAG10 | Magnetic Roof Clips (10 pack) — Ideal for metal roofs |

Complete Roof and Gutter kits found on page 23



SLCAB SELF-REGULATING HEATING CABLE

- ▶ Ideal for freeze protection and low-temperature process maintenance up to 65°C (150°F)
- ▶ Automatically adjusts heat output based on surface and ambient temperatures
- ▶ Safe to overlap and insulate
- ▶ Moisture, chemical, and flame resistant
- ▶ Can be cut-to-length and terminated in the field

Specifications

Maximum Continuous Maintenance Temperature: 65°C (150°F)

Intermittent Exposure Temperature Range: -29°C to 85°C (-20°F to 185°F)

Supply Voltage: 110-120 VAC or 208-277 VAC

Nominal Power Output at 10° C (50°F):

- 10, 16, 26, 33 watts/m (3, 5, 8, 10 watts/ft)
- For 208 and 277 VAC, adjust watts shown for the 240 VAC cable using the Voltage Adjustment Factors chart

Bus Wires: 16 AWG nickel coated copper wire

Braid Resistance:

- Tinned copper: 0,009 Ω/m (0,003 Ω/ft)
- Stainless steel: 0,410 Ω/m (0,125 Ω/ft)

Bend Radius: 12 mm (0,5 in)



Ordinary Locations
Hazardous (Classified) Locations
Class I, Division 1[†] and 2, Groups B, C, D
Class II, Division 2, Groups F, G
Class III, Division 1 and 2
3, 5, 8 watts/ft T6
10 watts/ft T5



Ordinary Locations 2E^{††}, 3(A,B,C), 5(A,B)
Hazardous (Classified) Locations
Class I, Division 1 and 2, Groups B, C, D
Class II, Division 1 and 2, Groups E, F, G
Class III, Division 1 and 2
3, 5, 8 watts/ft T6
10 watts/ft T5



Hazardous Locations
II 2GD Gb
Ex e IIC T^{**}
Ex tb IIIC T^{**} °C Db
**3, 5, 8 watts/ft T5/T85°C
**10 watts/ft T4/ T100°C



Hazardous Locations
Ex e IIC T^{**} II 2 Gb
Ex tb IIIC T^{**} °C Db
**3, 5, 8 watts/ft T5/T85°C
**10 watts/ft T4/ T100°C



**Moisture
& Chemical
Resistant**



**Temperatures
Up to
65°C (150°F)**

Approvals valid only when used with appropriate heating cable and installation accessories, and installed in accordance with all applicable instructions, codes, and regulations.

[†]CI/D1 approval for BF1 only. Contact a BriskHeat representative for information on Division I hazardous location systems.

Outer Layer Options

| Part No. | Description | Nominal Dimensions [thickness x width] mm (in) | Shipping Weight: Per 152 m (500-ft) spool | Purpose |
|----------|---|--|---|---|
| SLCAB-B | Tinned Copper Metal Braid | 6 x 11 (0,2 x 0,4) | 18 (40) | For use in dry environments |
| SLCAB-BP | Tinned Copper Metal Braid with Thermoplastic Polyolefin Overjacket | 7 x 15 (0,3 x 0,6) | 22 (48) | For use in wet or weak chemical environments (i.e. weak acids) |
| SLCAB-BF | Tinned Copper Metal Braid with Fluoropolymer Overjacket | 7 x 15 (0,3 x 0,6) | 22 (48) | For use in strong chemical environments (i.e. strong acids) |
| SLCAB-SS | Stainless Steel Metal Braid | 6 x 11 (0,2 x 0,4) | 18 (40) | More resistant to rust and corrosion than Tinned Copper Metal braid. |

SLCAB SELF-REGULATING HEATING CABLE

Maximum Circuit Length in m (ft)

| Heat Cable Type | Circuit Breaker Size | Start-up Temperature | | |
|-----------------|----------------------|----------------------|-------------|---------------|
| | | 10°C (50°F) | -18°C (0°F) | -29°C (-20°F) |
| SLCAB3120 | 15 amp | 91 (300) | 61 (200) | 55 (180) |
| | 20 amp | - | 82 (270) | 70 (230) |
| | 30 amp | - | 100 (330) | 100 (330) |
| SLCAB3240 | 15 amp | 201 (660) | 125 (410) | 110 (360) |
| | 20 amp | - | 171 (560) | 146 (480) |
| | 30 amp | - | 201 (660) | 201 (660) |
| SLCAB5120 | 15 amp | 70 (230) | 46 (150) | 40 (130) |
| | 20 amp | 82 (270) | 61 (200) | 53 (175) |
| | 30 amp | - | 82 (270) | 79 (260) |
| SLCAB5240 | 15 amp | 140 (460) | 91 (300) | 79 (260) |
| | 20 amp | 164 (540) | 122 (400) | 105 (345) |
| | 30 amp | - | 164 (540) | 158 (520) |
| SLCAB8120 | 15 amp | 46 (150) | 29 (95) | 26 (85) |
| | 20 amp | 61 (200) | 38 (125) | 30 (100) |
| | 30 amp | 64 (210) | 58 (190) | 52 (170) |
| | 40 amp | - | 64 (210) | 64 (210) |
| SLCAB8240 | 15 amp | 90 (295) | 59 (195) | 52 (170) |
| | 20 amp | 119 (390) | 76 (250) | 68 (225) |
| | 30 amp | 128 (420) | 114 (375) | 104 (340) |
| | 40 amp | - | 128 (420) | 128 (420) |
| SLCAB10120 | 15 amp | 35 (115) | 21 (70) | 18 (60) |
| | 20 amp | 46 (150) | 29 (95) | 26 (85) |
| | 30 amp | 55 (180) | 44 (145) | 36 (120) |
| | 40 amp | - | 55 (180) | 50 (165) |
| SLCAB10240 | 15 amp | 70 (230) | 46 (150) | 40 (130) |
| | 20 amp | 93 (305) | 61 (200) | 53 (175) |
| | 30 amp | 110 (360) | 91 (300) | 79 (260) |
| | 40 amp | - | 110 (360) | 110 (360) |

Note: Special consideration must be given for the circuit breaker due to the high initial in-rush currents.

Ordering Information

Part Number Matrix

| | | | |
|-------|---|-----|----|
| SLCAB | 3 | 120 | BF |
|-------|---|-----|----|

Watts/ft: _____

3, 5, 8, 10

Voltage: _____

120- (110 - 120 VAC), 240- (208 - 277 VAC)

Outer Layer: _____

B- (Tinned Copper Metal Braid)

BP- (Tinned Copper Metal Braid with Thermoplastic Polyolefin)

BF- (Tinned Copper Metal Braid with Fluoropolymer Overjacket)

SS- (Stainless Steel Metal Braid)

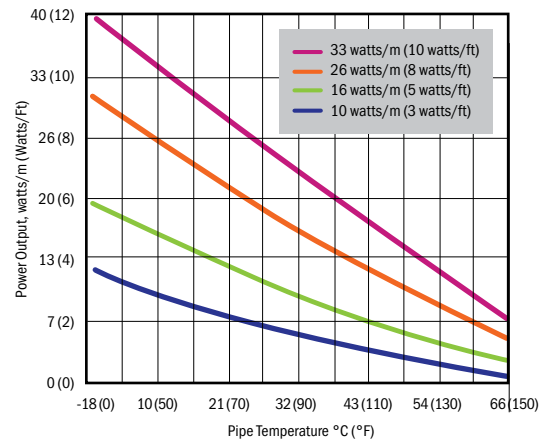
Class I, Division 1 Cable: _____

BF1- (Tinned Copper Metal Braid with Fluoropolymer Overjacket)

Voltage Adjustment Factor

| Product Type | Output Adjustment Factor | |
|--------------|--------------------------|---------|
| | 208 VAC | 277 VAC |
| SLCAB3240 | 0,75 | 1,28 |
| SLCAB5240 | 0,86 | 1,16 |
| SLCAB8240 | 0,91 | 1,10 |
| SLCAB10240 | 0,93 | 1,08 |

Heat Output - watts/m (watts/ft)



Component

Page No.

Power Connection/
Termination Kits



40

Monitor Light Kits



32

Insulation



54

Temperature
Controls



145

SLMCAB MID-TEMPERATURE SELF-REGULATING HEATING CABLE

Features & Benefits

- ▶ Ideal for freeze protection and mid-temperature process maintenance up to 121 °C (250 °F)
- ▶ Automatically adjusts heat output based on ambient and surface and ambient temperatures
- ▶ Safe to overlap and insulate
- ▶ Moisture, chemical, and flame resistant
- ▶ Can be cut-to-length and terminated in the field

Specifications

Maximum Continuous Maintenance Temperature: 121 °C (250 °F)

Intermittent Exposure Temperature Range: -40 °C to 185 °C (-40 °F to 366 °F)

Supply Voltage: 110-120 VAC or 208-277 VAC


Nominal Power Output at 10° C (50° F):

- 16, 33, 49 watts/m (5, 10, 15 watts/ft)
- For 208 and 277 VAC, adjust watts shown for the 240 VAC cable using the Voltage Adjustment Factors chart

Bus Wires: 16 AWG nickel coated copper wire

Braid Resistance: Tinned Copper 0,009 Ω/m (0,003 Ω/ft)

Bend Radius: 12 mm (0,5 in)



Ordinary Locations
Hazardous (Classified) Locations
Class I, Division 1[†] and 2, Groups B, C, D
Class II, Division 2, Groups F, G
Class III, Division 2
5, 10, 15 watts/ft T3



Ordinary Locations 3(A, B, C), 5(A, B)
Hazardous (Classified) Locations
Class I, Division 1 and 2, Groups B, C, D
Class II, Division 1 and 2, Groups E, F, G
Class III, Division 1 and 2
5, 10, 15 watts/ft T3



Hazardous Locations
II 2 GD
Ex e IIC T3 Gb
Ex tb IIIC T195 °C Db



Hazardous Locations
Ex e IIC T3 Gb
Ex tb IIIC T195 °C Db



**Moisture
& Chemical
Resistant**



**Temperatures
Up to
121 °C (250 °F)**

Approvals valid only when used with appropriate heating cable and installation accessories, and installed in accordance with all applicable instructions, codes, and regulations.

[†]CI/D1 approval for BF1 only. Contact a BriskHeat representative for information on Division I hazardous location systems.

Outer Jacket Options

| Jacket Type | Description | Nominal Dimensions [thickness x width] mm (in) | Purpose/Use |
|-------------|---|--|------------------------------------|
| B | Tinned Copper Metal Braid | 4 x 14 (0,15 x 0,54) | Dry Environments |
| BF | Tinned Copper Metal Braid with Fluoropolymer Outer Jacket | 5 x 15 (0,20 x 0,58) | Wet or Harsh Chemical Environments |

SLMCAB MID-TEMPERATURE SELF-REGULATING HEATING CABLE

Specification/Application Information

Maximum Circuit Length m (ft)

| Heat Cable Type | Circuit Breaker Size | Start-up Temperature | | |
|-----------------|----------------------|----------------------|-------------|---------------|
| | | 10°C (50°F) | -18°C (0°F) | -40°C (-40°F) |
| SLMCAB5120 | 15 amp | 46 (150) | 41 (135) | 40 (130) |
| | 20 amp | 61 (200) | 55 (180) | 52 (170) |
| | 30 amp | 73 (240) | 67 (220) | 64 (210) |
| SLMCAB5240 | 15 amp | 76 (250) | 70 (230) | 67 (220) |
| | 20 amp | 100 (330) | 67 (305) | 90 (295) |
| | 30 amp | 146 (480) | 92 (440) | 128 (420) |
| SLMCAB10120 | 15 amp | 27 (90) | 26 (85) | 24 (80) |
| | 20 amp | 36 (120) | 33 (110) | 32 (105) |
| | 30 amp | 55 (180) | 50 (165) | 49 (160) |
| SLMCAB10240 | 15 amp | 43 (140) | 40 (130) | 38 (125) |
| | 20 amp | 58 (190) | 53 (175) | 52 (170) |
| | 30 amp | 85 (280) | 79 (260) | 76 (250) |
| SLMCAB15120 | 15 amp | 21 (70) | 20 (65) | 18 (60) |
| | 20 amp | 27 (90) | 26 (85) | 24 (80) |
| | 30 amp | 40 (130) | 38 (125) | 36 (120) |
| SLMCAB15240 | 15 amp | 30 (100) | 29 (95) | 27 (90) |
| | 20 amp | 41 (135) | 38 (125) | 36 (120) |
| | 30 amp | 61 (200) | 56 (185) | 55 (180) |

Note: Special consideration must be given for the circuit breaker due to the high initial in-rush currents.

Ordering Information

Part Number Matrix

| | | | |
|--------|---|-----|----|
| SLMCAB | 5 | 120 | BF |
|--------|---|-----|----|

Watts/ft: _____

5, 10, 15

Voltage: _____

120- (110 - 120 VAC), 240- (208 - 277 VAC)

Outer Layer: _____

B- (Tinned Copper Metal Braid)

BF- (Tinned Copper Metal Braid with Fluoropolymer Overjacket)

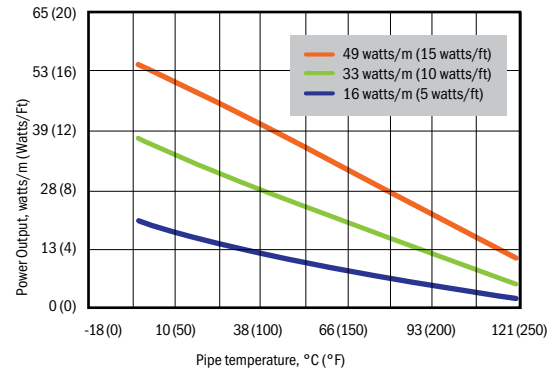
Class I, Division 1 Cable: _____

BF1- (Tinned Copper Metal Braid with Fluoropolymer Overjacket)

Voltage Adjustment Factor

| Product Type | Output Adjustment Factor | |
|--------------|--------------------------|---------|
| | 208 VAC | 277 VAC |
| SLMCAB5240 | 0,78 | 1,25 |
| SLMCAB10240 | 0,86 | 1,16 |
| SLMCAB15240 | 0,92 | 1,09 |

Heat Output - watts/m (Watts/Ft)



Complete Your System with

| Component | Page No. |
|---------------------------------------|----------|
| Power Connection/ Termination Kits | 40 |
| Monitor Light Kits | 43 |
| Insulation | 54 |
| Temperature Controls | 145 |

FM APPROVED SLCAB/SLMCAB CONNECTION/TERMINATION KITS



Ordinary Locations
Hazardous (Classified) Locations
Class I, Division 1[†] and 2, Groups B, C, D
Class II, Division 2, Group F, G
Class III, Division 2

Approvals valid only when used with appropriate heating cable and installation accessories, and installed in accordance with all applicable instructions, codes, and regulations.

[†] Contact a BriskHeat representative for information on Division I hazardous location systems.



SLCABUC Universal Connection Kit
(junction box sold separately)



SLCABKC End Seal Kit



SLCABSK Splice Kit

Ordinary or Class I Division 2 Locations Kits — FM Approved

| Part No. | Kit | Compatible with | Enough to Complete | Kit Contents | Required Accessories |
|-----------------|---|----------------------|---|--|---|
| SLCABUC | SLCAB Universal Connection Kit - FM Approved | SLCAB Heating Cable | 1 input connection and 2 end terminations; or 1 input power splice | (1) 19 mm (0,75 in) NPT pipe standoff (2) Ring terminals (4) Large, insulated crimp connectors (2) Small, insulated crimp connectors (2) Pipe straps — for 51 mm to 152 mm (2 in to 6 in) O.D. pipes (1) 152 mm (6 in) shrink sleeve (1) Ground screw (1) 89 ml (3 oz) tube of RTV sealant (1) Roll of fiberglass adhesive tape (1) Caution label | 19 mm (0,75 in) NPT junction box —with appropriate approvals. |
| SLCABSK | SLCAB Splice Kit - FM Approved | SLCAB Heating Cable | 10 tee splices or 10 input power connections | (20) Large yellow crimp connectors (20) Large blue crimp connectors (10) Heat shrink tubes (1) 89 ml (3 oz) tube of RTV sealant | |
| SLMCABUC | SLMCAB Universal Connection Kit - FM Approved | SLMCAB Heating Cable | 1 input connection and 2 end terminations; or 1 input power splice; or 1 tee splice | (1) 19 mm (0,75 in) NPT pipe standoff (2) Ring terminals (3) Large, insulated crimp connectors (2) Small, insulated crimp connectors (2) Pipe straps — for 51 mm to 152 mm (2 in to 6 in) O.D. pipes (2) End boots (1) Ground screw (1) 89 ml (3 oz) tube of RTV sealant (1) Roll of fiberglass adhesive tape (1) Caution label | 19 mm (0,75 in) NPT junction box —with appropriate approvals. |
| SLCABKC | SLCAB End Seal Kit - FM Approved | SLCAB Heating Cable | 10 end terminations | (10) Heat shrink tubes | |
| SLMCABKC | SLMCAB End Seal Kit - FM Approved | SLMCAB Heating Cable | 10 end terminations or 10 input power connections | (10) End boots (4) Rolls of fiberglass adhesive tape (1) 89 ml (3 oz) tube of RTV sealant | |

FM APPROVED SLCAB/SLMCAB CONNECTION/TERMINATION KITS



SLCABUC1 Class I, Division 1 Power Connection Kit



SLCABKC1 Class I, Division 1 End Termination Kit

Class I Division 1 Kits — FM Approved

| Part No. | Kit | Compatible with | Enough to Complete | Kit Contents |
|-----------------|---|---|---|--|
| SLCABUC1 | Class I, Division 1 SLCAB and SLMCAB Power Connection Kit - FM Approved | SLCAB-BF1/ SLMCAB-BF1 Heating Cable | 1 power connection. C1D1 junction box included | (1) Junction box with cover (1) Seal fitting (1) Standoff "T" fitting (1) 19 mm (0,75 in) NPT threaded plug (2) 16-14 AWG insulated butt connector (1) Closed end crimp connector (1) 89 ml (3 oz) tube of RTV sealant (1) Sealing compound (2) Pipe straps — for 51 mm to 152 mm (2 in to 6 in) O.D. pipes (1) Roll of fiberglass adhesive tape (1) Caution label |
| SLCABKC1 | Class I, Division 1 SLCAB and SLMCAB End Termination Kit - FM Approved | SLCAB-BF1/ SLMCAB-BF1 Heating Cable | 1 end termination. C1D1 junction box included | (1) Junction box with cover (1) Seal fitting (1) Standoff "T" fitting (2) 19 mm (0,75 in) NPT threaded plug (1) 12-10 AWG spade tongue terminal (1) Silicone rubber boot (1) Silicone sealant (1) Sealing compound (2) Pipe straps — for 51 mm to 152 mm (2 in to 6 in) O.D. pipes (1) Roll of fiberglass adhesive tape (1) Caution label |

EASY WAYS TO ORDER

1. Contact your local distributor. Check BriskHeat.com to locate a local distributor.
2. Call BriskHeat® at 800-848-7673 or 614-294-3376. We have a staff of application specialists to solve your unique needs.
3. Order online at BriskHeat.com - 24/7.

PAYMENT TERMS

Credit Card Options



Net 30 Option

Net 30 Terms are available to qualified companies. Please contact your Account Manager for additional details.

CSA APPROVED SLCAB/SLMCAB CONNECTION/TERMINATION KITS



Ordinary Locations 2E*, 3 (A,B,C), 5 (A,B)
Hazardous (Classified) Locations
Class I, Division 1 and 2, Groups B, C, D
Class II, Division 1 and 2, Groups E, F, G
Class III, Division 1 and 2

*2E approved for 3 watts/ft and 5 watts/ft only.

Approvals valid only when used with appropriate heating cable and installation accessories, and installed in accordance with all applicable instructions, codes, and regulations.



SLCABUC-CSA-M Universal Connection Kit
(Junction Box sold separately)



SLCABEND-CSA-2
End Seal Kit



SLCAB-CSA-D1
Class I, Division 1 Accessory Kit

| Part No. | Kit | Compatible with | Enough to Complete | Kit Contents | Required Accessories |
|-----------------------|--|-------------------------------------|---|--|--|
| SLCABUC-CSA-M | Universal Connection Kit - CSA Approved | SLCAB/SLMCAB series heating cable | One input connection and one end termination. Splices and power input splices can be made using two kits. | (1) Connector body (1) Connector cap (2) Connector gland washers (1) Grommet (1) Termination boot (1) Strain relief grip (1) Standoff bracket (1) Locknut (1) Termination block (1) Roll of fiberglass adhesive tape (1) Pipe strap —for 51 mm to 152 mm (2 in to 6 in) O.D. pipes (1) Ring tongue terminal (1) End seal kits — contents listed below | 0,75 in NPT junction box —with appropriate approvals SLCAB-CSA-D1 — if installed in Class I, Division 1 environment |
| SLCABEND-CSA-2 | End Seal Kit - CSA Approved | SLCAB/SLMCAB series heating cable | One end termination | (1) End cap (1) Clamp (1) Sealant (1) Crimp sleeve | SLCAB-CSA-D1 — if installed in Class I, Division 1 environment |
| SLCAB-CSA-D1 | Accessory Kit for Class I, Division 1 - CSA Approved | SLCABUC-CSA-M or SLCABEND-CSA-2 Kit | For use with one SLCABUC-CSA-M or SLCABEND-CSA-2 Kit. Required accessory for installations in Class I, Division 1 hazardous-area locations. | (1) C1D1 Junction box (1) C1D1 End seal | One of the above kits |

ATEX APPROVED SLCAB/SLMCAB CONNECTION/TERMINATION KITS



Hazardous Locations
II 2GD
Ex eb IIC Gb
Ex tb IIIC Db
Service temperatures = -34°C to +110°C

NEW!

Approvals valid only when used with appropriate heating cable and installation accessories, and installed in accordance with all applicable instructions, codes, and regulations.

| Part No. | Kit | Compatible with | Enough to Complete | Kit Contents | Required Accessories |
|-------------------|--|-----------------------------------|--|---|----------------------------------|
| SLCABUC-EU | Power Connection/End Termination Kit – ATEX Approved | SLCAB/SLMCAB series heating cable | Either one input connection or one end termination | (1) Pipe Standoff (1) Sealing grommet – large hole (1) Sealing grommet – small hole (1) Sealing gasket (1) Termination boot (1) Shrink tube 12 mm x 140 mm (0,5 in x 5,5 in) (1) Tube of RTV silicone sealant (1) Lock ring (1) Adaptor (for installation on pipes smaller than 25 mm (1 in) Nylon zip tie (1) End boot | ATEX/IECEx Approved Junction Box |

JUNCTION BOXES & MONITOR LIGHT KITS

Monitor Light Kits

Provides an LED end of circuit continuity indications for SLCAB/SLMCAB series self-regulating heating cable.

FM Approved version

| Voltage | Part No. |
|---------|------------------|
| 120 | MLKCAB120 |
| 240 | MLKCAB240 |



Ordinary Locations
Hazardous (Classified) Locations
Class I, Division 2, Groups B, C, D
Class II, Division 2, Group F, G
Class III, Division 2

Ordinary locations (NEMA 3R) version

| Voltage | Part No. |
|---------|----------------|
| 120 | MLK1001 |
| 240 | MLK2001 |

NEMA 3R for ordinary locations. Requires a lead termination kit. Part No. **SLCABLP**



MLK1001
Monitor Light Kit

Junction Boxes

| Part No. | Type | Approvals / Ratings | Dimensions mm (in) | Thread Size mm (in) NPT |
|---------------|--|---|-------------------------------------|-------------------------|
| JBM050 | 3 hub metallic junction box with 2 plugs and watertight cover | UL/CSA for ordinary locations NEMA 3R rated | 51 x 114 x 70 (2 x 4,5 x 2,75) | 13 (0,50) |
| JBM075 | | | | 19 (0,75) |
| JBM100 | | | | 25 (1,00) |
| JBH075 | 7 hub cast aluminum junction box with 6 plugs and watertight cover | UL/CSA for Hazardous Areas CI D1 & 2 Groups B, C, D CII D1 Groups D, F, G | 118 x 118 x 89 (4,6 x 4,6 x 3,5) | 19 (0,75) |
| JBH100 | | | | 25 (1,00) |

Replacement plugs for 7 hub cast aluminum junction box

| Thread Size mm (in) NPT | Part No. |
|-------------------------|-------------|
| 19 mm (0,75 in) | P075 |
| 25 mm (1,00 in) | P100 |



JBM075

3 Hub Ordinary Locations Junction Box



JBH075

7 Hub Class I Division 1 Locations Junction Box



More accessories on page 51

INTRODUCTION TO CONSTANT-WATTAGE HEATING CABLE



Features & Benefits

- Precise and constant temperatures
- Temperatures up to 260 °C (500 °F)
- Ideal for long runs
- Can be cut-to-length at job site
- Tension wrapping holds resistance wire in place, even under extreme bending

Applications

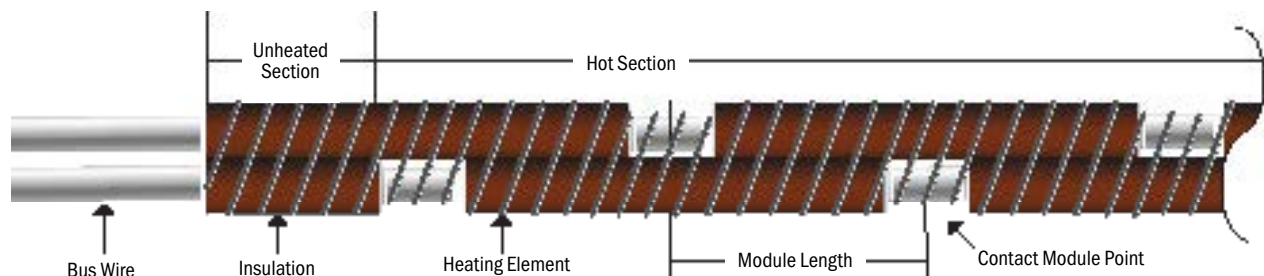
- Process maintenance
- Viscosity control
- Low to high temperature control
- Freeze protection
- Ordinary locations
- Hazardous locations



CONSTANT-WATTAGE HEATING CABLE SELECTION GUIDE

| BriskHeat® Constant-Wattage Heating Cables | FE Series | KE Series | KM Series | KK Series |
|--|---|--|--|--|
| Page | 46 | 47 | 48 | 49 |
| Maximum Exposure Temperature | 204°C (400°F) | 260°C (500°F) | 260°C (500°F) | 260°C (500°F) |
| Outer Jacket | FEP Extruded Jacket with Tinned Copper Overbraid | PFA Extruded Jacket | Polymide Film with Tinned Copper Overbraid | Polymide Film with Tinned Copper Overbraid |
| Available Voltages | 120, 208, 240, 277, 480 VAC | 120, 208, 240, 277, 480 VAC | 120, 208, 240, 277, 480 VAC | 120, 208, 240, 277, 480 VAC |
| Available Wattages | 10, 16, 26, & 39 watts/m (3, 5, 8, & 12 watts/ft) | 13, 26, & 39 watts/m (4, 8, & 12 watts/ft) | 13, 26, & 39 watts/m (4, 8 & 12 watts/ft) | 13, 26, 39, & 59 watts/m (4, 8, 12, & 18 watts/ft) |
| Nominal Dimensions | 5 mm x 8 mm (0,2 in x 0,3 in) 12 AWG | 5 mm x 8 mm (0,2 in x 0,3 in) 12 AWG | 5 mm x 8 mm (0,2 in x 0,3 in) 12 AWG | 4 mm x 6 mm (0,15 in x 0,25 in) 12 AWG |
| Weight per 152m (500 Foot) Spool | 18 kg (40 lb) | 19 kg (41 lb) | 20 kg (45 lb) | 14 kg (30 lb) |
| Dielectric Strength | Over 2000 volts | Over 2000 volts | Over 2000 volts | Over 2000 volts |
| Resistance to Moisture | Poor | Excellent | Good | Good |
| Resistance to Chemicals | Poor | Excellent | Good | Good |
| Resistance to Flame | Outstanding | Excellent | Outstanding | Excellent |
| Resistance to Radiation | Fair to good | Fair to good | Good | Outstanding flexibility after exposure to 10 ⁹ RADS |

How Constant-Wattage Cable Works



Constant-Wattage cable uses a fixed resistance wire wrapped around two main conductors (bus wires). At specific intervals the insulation is removed from the bus wires, forming the Contact Module Points.

These Contact Module Points are staggered along the length of the cable. This creates consistent heating circuits known as the Module Length. When power is applied to the bus wires each complete Module Length heats at the rated wattage output.

The incomplete Module Lengths, at the beginning and end of each cable, do not heat. This allows the “Cold” ends to be safely placed inside of a controller or junction box.

FE GENERAL-PURPOSE CONSTANT-WATTAGE HEATING CABLE

- Temperatures up to 204 °C (400 °F)
- Power remains constant regardless of temperature
- Can be cut-to-length at job site
- Wide range of general-purpose applications
 - Mid-range process temperature control for food and chemical processing
 - Water lines
 - Fire protection systems
 - Fuel oil
 - Condensate return
 - Hot water lines
 - Lines periodically purged with 250 psig steam
 - Not suitable for installation in wet locations and outdoor use

Specifications

Exposure Temperature Range: -30°C to 204°C (-22°F to 400°F)

Minimum Bend Radius: 25 mm (1,0 in)

Bus Wire Gauge: 12 AWG

Dimensions: 5 mm x 8 mm (0,2 in x 0,3 in)

Weight: 18 kg (40 lb) per 152 m (500-foot) spool



Ordinary Locations
Hazardous Locations:
Class I, Division 2, Groups B, C, & D
Class II, Division 2, Groups F, & G
Class III, Division 2



Tinned copper braid only
Ordinary locations
120, 240 VAC only



Approvals valid only when used with appropriate heating cable and installation accessories, and installed in accordance with all applicable instructions, codes, and regulations.

Ordering Information

Part Number Matrix

| | | | |
|-------|---|-----|---|
| FECAB | 3 | 120 | B |
|-------|---|-----|---|

Watts/ft: _____
3, 5, 8, 12

Voltage: _____
120, 208, 240, 277, 480

Braid Type: _____
B- (tinned copper metal braid), SS- (stainless steel overbraid)

See pages 50-51 for connection/termination kits and accessories.



Temperatures Up to 204 °C (400 °F)

Maximum Circuit Length in m (ft)

| Cable | 120 VAC | 208 VAC | 240 VAC | 277 VAC | 480 VAC |
|-----------------------------|--------------|---------------|---------------|--------------|---------------|
| 10 watts/m (3 watts/ft) | 195 (640) | 338 (1110) | 390 (1280) | N/A | 780 (2560) |
| 16 watts/m (5 watts/ft) | 117 (385) | 203 (665) | 234 (770) | N/A | 468 (1535) |
| 26 watts/m (8 watts/ft) | 73 (240) | 127 (415) | 480 (146) | 169 (555) | 293 (960) |
| 39 watts/m (12 watts/ft) | 49 (160) | 85 (277) | 320 (98) | 113 (370) | 195 (640) |

Circuit Module Length in m (ft)

| Cable Type | 120 VAC | 208 VAC | 240 VAC | 277 VAC | 480 VAC |
|-----------------------------|--------------|--------------|--------------|--------------|--------------|
| 10 watts/m (3 watts/ft) | 0,6 (2,0) | 1,2 (4,0) | 1,2 (4,0) | N/A | 2,4 (8,0) |
| 16 watts/m (5 watts/ft) | 0,6 (2,0) | 1,2 (4,0) | 0,9 (3,0) | N/A | 1,8 (6,0) |
| 26 watts/m (8 watts/ft) | 0,6 (2,0) | 1,2 (4,0) | 1,2 (4,0) | 1,2 (4,0) | 1,8 (6,0) |
| 39 watts/m (12 watts/ft) | 0,6 (2,0) | 1,8 (6,0) | 0,6 (2,0) | 1,2 (4,0) | 1,2 (4,0) |

When ordering, please allow a minimum of 1 module length extra for terminations.

IMPORTANT: Temperature controller is required for this product. See options starting on page 145.

KE HARSH ENVIRONMENT CONSTANT-WATTAGE HEATING CABLE

- Temperatures up to 260 °C (500 °F)
- Power remains constant regardless of temperature
- Moisture, chemical, flame, and radiation resistant
- Can be cut-to-length at job site
- Wide range of applications in corrosive environments
 - Freeze protection
 - Viscosity control
 - High temperature process control
 - Asphalt plants
 - Oil refineries
 - Mines
 - Chemical and petrochemical processing areas
 - Other explosive and corrosive atmospheres
 - Severe arctic cold

Specifications

Exposure Temperature Range: -30°C to 260°C (-22°F to 500°F)

Minimum Bend Radius: 25 mm (1,0 in)

Bus Wire Gauge: 12 AWG

Dimensions: 5 mm x 8 mm (0,2 in x 0,3 in)

Weight: 19 kg (41 lb.) per 152 m (500-foot)



Ordinary Locations
Hazardous Locations:
Class I, Division 2, Groups B, C, & D
Class II, Division 2, Groups F, & G
Class III, Division 2



Approvals valid only when used with appropriate heating cable and installation accessories, and installed in accordance with all applicable instructions, codes, and regulations.

Ordering Information


Part Number Matrix

KECAB 4 120

Watts/ft: _____
4, 8, 12

Voltage: _____
120, 208, 240, 277, 480

See pages 50-51 for connection/termination kits and accessories.



Moisture & Chemical Resistant



Temperatures Up to 260 °C (500 °F)

Maximum Circuit Length in m (ft)

| Cable Type | 120 VAC | 208 VAC | 240 VAC | 277 VAC | 480 VAC |
|--------------------------|-----------|-----------|-----------|------------|------------|
| 13 watts/m (4 watts/ft) | 146 (480) | 253 (830) | 293 (960) | 338 (1110) | 585 (1920) |
| 26 watts/m (8 watts/ft) | 73 (240) | 127 (415) | 146 (480) | 169 (555) | 293 (960) |
| 39 watts/m (12 watts/ft) | 49 (160) | 85 (277) | 98 (320) | 113 (370) | 195 (640) |

Circuit Module Length in m (ft)

| Cable Type | 120 VAC | 208 VAC | 240 VAC | 277 VAC | 480 VAC |
|--------------------------|-----------|-----------|-----------|-----------|-----------|
| 13 watts/m (4 watts/ft) | 1,2 (4,0) | 1,2 (4,0) | 1,2 (4,0) | 1,2 (4,0) | 2,4 (8,0) |
| 26 watts/m (8 watts/ft) | 1,2 (4,0) | 1,2 (4,0) | 1,2 (4,0) | 1,2 (4,0) | 1,8 (6,0) |
| 39 watts/m (12 watts/ft) | 0,6 (2,0) | 1,8 (6,0) | 1,2 (4,0) | 1,2 (4,0) | 1,8 (6,0) |

When ordering, please allow a minimum of 1 module length extra for terminations.

IMPORTANT: Temperature controller is required for this product. See options starting on page 145.

KM CONSTANT-WATTAGE HEATING CABLE

- ▶ Temperatures up to 260°C (500°F)
- ▶ Power remains constant regardless of temperature
- ▶ Moisture, chemical, flame, and radiation resistant
- ▶ Can be cut-to-length at job site
- ▶ Wide range of applications
 - Freeze protection
 - Viscosity control
 - High temperature process control
 - Power plants
 - Oil refineries
 - Water treatment plants
 - Food processing plants
 - Other explosive atmospheres

Specifications

Exposure Temperature Range: -30°C to 260°C (-22°F to 500°F)

Minimum Bend Radius: 25 mm (1,0 in)

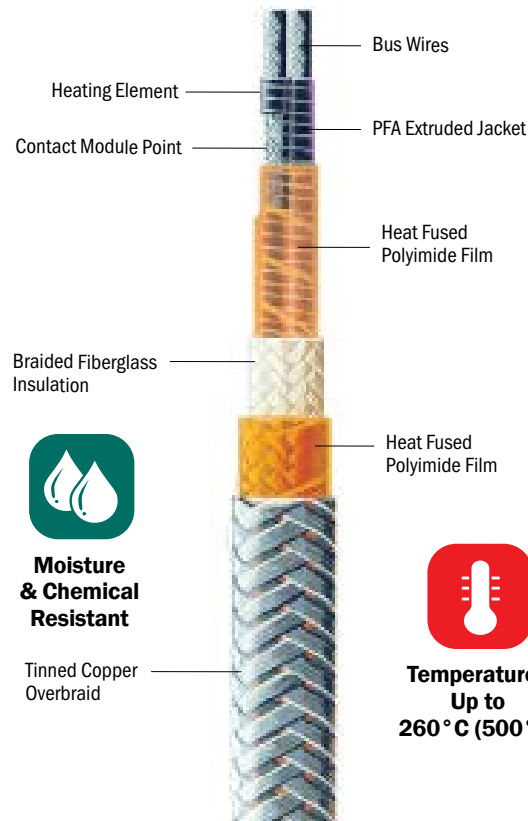
Bus Wires Gauge: 12 AWG

Dimensions: 5 mm x 8 mm (0,2 in x 0,3 in)

Weight: 20 kg (45 lb) per 152 m (500-foot) spool



Ordinary Locations
Hazardous Locations:
Class I, Division 2, Groups B, C, & D
Class II, Division 2, Groups F, & G
Class III, Division 2



**Moisture
& Chemical
Resistant**

Tinned Copper
Overbraid



**Temperatures
Up to
260°C (500°F)**

Approvals valid only when used with appropriate heating cable and installation accessories, and installed in accordance with all applicable instructions, codes, and regulations.

Ordering Information

Part Number Matrix

KMCAB 8 120 12

Watts/ft: _____
4, 8, 12

Voltage: _____
120, 208, 240, 277, 480

Bus Gauge: _____
12 AWG

See pages 50-51 for connection/termination kits and accessories.

Maximum Circuit Length in m (ft)

| Cable Type | 120 VAC | 208 VAC | 240 VAC | 277 VAC | 480 VAC |
|-----------------------------|--------------|--------------|--------------|---------------|---------------|
| 13 watts/m (4 watts/ft) | 146 (480) | 253 (830) | 293 (960) | 338 (1110) | 585 (1920) |
| 26 watts/m (8 watts/ft) | 73 (240) | 127 (415) | 146 (480) | 169 (555) | 293 (960) |
| 39 watts/m (12 watts/ft) | 49 (160) | 85 (277) | 98 (320) | 113 (370) | 195 (640) |

Circuit Module Length in m (ft)

| Cable Type | 120 VAC | 208 VAC | 240 VAC | 277 VAC | 480 VAC |
|-----------------------------|--------------|--------------|--------------|--------------|--------------|
| 13 watts/m (4 watts/ft) | 1,2 (4,0) | 1,2 (4,0) | 1,2 (4,0) | 1,2 (4,0) | 2,4 (8,0) |
| 26 watts/m (8 watts/ft) | 1,2 (4,0) | 1,2 (4,0) | 1,2 (4,0) | 1,2 (4,0) | 1,8 (6,0) |
| 39 watts/m (12 watts/ft) | 1,2 (4,0) | 1,8 (6,0) | 1,2 (4,0) | 1,2 (4,0) | 1,2 (4,0) |

When ordering, please allow a minimum of 1 module length extra for terminations.

IMPORTANT: Temperature controller is required for this product. See options starting on page 145.

KK CONSTANT-WATTAGE HEATING CABLE

- ▶ Temperatures up to 260°C (500°F)
- ▶ Power remains constant regardless of temperature
- ▶ Can be cut-to-length at job site
- ▶ Moisture, chemical, flame, and radiation resistant
- ▶ Wide range of high temperature applications
 - Viscosity control
 - Asphalt lines
 - Heavy oil lines
 - Nuclear environments
 - Locations where halogens are not permitted
 - Process lines subject to high pressure steam blow down

Specifications

Exposure Temperature Range: -30°C to 260°C (-22°F to 500°F)

Minimum Bend Radius: 25 mm (1,0 in)

Bus Wire Gauge: 12 AWG

Dimensions: 4 mm x 6 mm (0,15 in x 0,25 in)

Weight: 14 Kg (30 lb.) per 152 m (500-foot) spool



Ordinary Locations
Hazardous Locations:
Class I, Division 2, Groups B, C, & D
Class II, Division 2, Groups F, & G
Class III, Division 2



Approvals valid only when used with appropriate heating cable and installation accessories, and installed in accordance with all applicable instructions, codes, and regulations.

Ordering Information

Part Number Matrix

Watts/ft:


4, 8, 12, 18

Voltage:

120, 208, 240, 277, 480

See pages 50-51 for connection/termination kits and accessories.

KKCAB 8 120



Maximum Circuit Length in m (ft)

| Cable Type | 120 VAC | 208 VAC | 240 VAC | 277 VAC | 480 VAC |
|-----------------------------|--------------|--------------|--------------|---------------|---------------|
| 13 watts/m (4 watts/ft) | 146 (480) | 253 (830) | 293 (960) | 338 (1110) | 585 (1920) |
| 26 watts/m (8 watts/ft) | 73 (240) | 127 (415) | 146 (480) | 169 (555) | 293 (960) |
| 39 watts/m (12 watts/ft) | 49 (160) | 85 (277) | 98 (320) | 113 (370) | 195 (640) |
| 59 watts/m (18 watts/ft) | 32 (105) | 56 (185) | 65 (215) | 75 (245) | 130 (425) |

Circuit Module Length in m (ft)

| Cable Type | 120 VAC | 208 VAC | 240 VAC | 277 VAC | 480 VAC |
|-----------------------------|---------------|--------------|--------------|--------------|--------------|
| 13 watts/m (4 watts/ft) | 1,2 (4,0) | 1,2 (4,0) | 1,2 (4,0) | 1,2 (4,0) | 2,4 (8,0) |
| 26 watts/m (8 watts/ft) | 0,6 (2,0) | 1,2 (4,0) | 1,2 (4,0) | 1,2 (4,0) | 1,8 (6,0) |
| 39 watts/m (12 watts/ft) | 0,6 (2,0) | 1,2 (4,0) | 1,2 (4,0) | 1,2 (4,0) | 2,1 (7,0) |
| 59 watts/m (18 watts/ft) | 0,5 (1,75) | 0,9 (3,0) | 1,1 (3,5) | 1,2 (4,0) | 1,7 (5,5) |

When ordering, please allow a minimum of 1 module length extra for terminations.

IMPORTANT: Temperature controller is required for this product. See options starting on page 145.

FE CONNECTION/TERMINATION KITS



FECABUC Contents

FECABKC:

Lead/End Termination Kit

- 5 - Lead pouches
- 5 - End pouches
- 10 - Shrink tubes

Enough to complete five lead terminations and five end terminations.

FECABUC:

Universal Connection/Termination Kit

- 3 - Lead pouches
- 2 - End pouches
- 6 - Shrink tubes
- 1 - 89 ml (3 oz) tube RTV sealant
- 1 - Caution label
- 2 - Ring terminals
- 2 - Splice connectors 12-10
- 3 - Wire nuts
- 1 - 1 in NPT Pipe standoff
- 2 - Pipe straps

Enough to complete one power input connection or one power input splice, three lead terminations and two end terminations.

NOTE: Requires double hub junction box.

FECABLP:

Lead Termination Kit

- 1 - Lead pouch
- 1 - Shrink tube

Enough to complete one lead termination.

FECABSK:

Splice Kit

- 3 - Lead pouches
- 1 - End pouch
- 4 - Shrink tubes
- 1 - 89 ml (3 oz) Tube RTV sealant
- 1 - Caution label
- 3 - Ring terminals
- 3 - Splice connectors 12-10

Enough to complete one in-line splice or one tee splice, three lead terminations and one end termination.

NOTE: Requires single hub junction box, pipe standoff, two pipe straps.

FECABEP:

End Termination Kit

- 1 - End pouch
- 1 - Shrink tube

Enough to complete one end termination.

KE/KM/KK CONNECTION/TERMINATION KITS



KCABUC Contents

KCABKC:

Lead/End Termination Kit

- 5 - Lead pouches
- 5 - End pouches
- 1 - 89 ml (3 oz) Tube RTV sealant

Enough to complete five lead terminations and five end terminations.

KCABUC:

Universal Connection/Termination Kit

- 2 - Lead pouches
- 2 - End pouches
- 1 - 89 ml (3 oz) Tube RTV sealant
- 1 - Caution label
- 2 - Ring terminals
- 2 - Splice connectors 12-10
- 2 - Wire nuts
- 1 - 1 in NPT pipe standoff
- 2 - Pipe straps

Enough to complete one power input connection or one power input splice, two lead terminations and two end terminations.

NOTE: Requires double-hub junction box.

KCABLP:

Lead Termination Kit

- 1 - Lead pouch

Enough to complete one lead termination.

NOTE: Requires RTV silicone

KCABSK:

Splice Kit

- 3 - Lead Pouches
- 3 - End pouches
- 1 - 89 ml (3 oz) Tube RTV sealant
- 1 - Caution label
- 3 - Ring terminals
- 3 - Splice connectors 12-10

Enough to complete one in-line splice or one tee splice, three lead terminations and three end terminations.

NOTE: Requires single hub junction box, pipe standoff, two pipe straps.

KCABEP:

End Termination Kit

- 1 - End pouch

Enough to complete one end termination.

NOTE: Requires RTV silicone.

HEATING CABLE ACCESSORIES

Adhesive Tape

Adhesive tape used for mounting heating cable.



| Part No. | Description |
|----------------|---|
| PSAT36A | Standard Fiberglass Tape Suitable for General Purpose Applications Size: 13 mm x 38 m (0,5 in x 108 ft) Silicone Adhesive Temp Limit: 200°C (392°F) |
| AAT25 | Standard Aluminum Tape Suitable for General Purpose Applications Size: 64 mm x 55 m (2,5 in x 180 ft) Acrylic Adhesive watts/Liner Temp Limit: 152°C (305°F) |
| AAT260 | Extra-Strength Aluminum Tape Enhanced Durability and Adhesion for More Rigorous Applications Size: 51 mm x 55 m (2 in x 180 ft) Acrylic Adhesive Temp Limit: 149°C (300°F) |
| AAT2180 | High Temperature Aluminum Tape Designed for applications above 200°C (392°F) Size: 51 mm x 55 m (2 in x 180 ft) Silicone Adhesive watts/Liner Temp Limit: 288°C (550°F) |

NEW!

Junction Box


Metallic enclosure with watertight cover. Suitable for ordinary locations. NEMA 3R rated for indoor/outdoor use.



File No. 195978



File No. C22.2 No. 18



| Part No. | Description |
|---------------|---|
| JBM050 | Metallic Box 3 hub 1/2 in NPT Dimensions: 51 mm x 114 mm x 70 mm (2 in x 4-1/2 in x 2-3/4 in) |
| JBM075 | Metallic Box 3 hub 3/4 in NPT Dimensions: 51 mm x 114 mm x 70 mm (2 in x 4-1/2 in x 2-3/4 in) |
| JBM100 | Metallic Box 3 hub 1 in NPT Dimensions: 67 mm x 114 mm x 70 mm (2-5/8 in x 4-1/2 in x 2-3/4 in) |

Hazardous Location Junction Box

Metallic enclosure with watertight explosion proof cover. Suitable for hazardous locations. C1 D1 NEMA 4x rated for indoor/outdoor use.



| Part No. | Description |
|---------------|--|
| JBH075 | Metallic box 7 hub 3/4 in NPT Dimensions: 118 mm x 118 mm x 89 mm (4,6 in x 4,6 in x 3,5 in) |
| JBH100 | Metallic box 7 hub 1 in NPT Dimensions: 118 mm x 118 mm x 89 mm (4,6 in x 4,6 in x 3,5 in) |



Pipe Standoff

Aluminum standoff for mounting junction boxes to pipe.

| Part No. | Description |
|------------------|-------------------|
| PSOCAB075 | 3/4 in NPT thread |
| PSOCAB010 | 1 in NPT thread |



Pipe Strap

Stainless steel pipe straps used to secure pipe standoff to pipe.

| Part No. | Description |
|------------------|--|
| BPSCAB2-6 | Adjustable from: 51 mm to 152 mm (2 in to 6 in) |



RTV Sealant

Silicone sealant used to seal lead pouches, end pouches, and pipe standoffs.

| Part No. | Description |
|---------------|---------------|
| RTV3.0 | 89 ml (3 oz.) |



Monitor Light Kit

Provides an LED end of circuit continuity indication for all types of heating cable. Suitable for ordinary locations. NEMA 3R rated for outdoor/wet area use. FM approved for hazardous area use.

| Part No. | Description | Rating |
|------------------|-------------|---------|
| MLK1001 | 120 V LED | NEMA 3R |
| MLK2002 | 240 V LED | NEMA 3R |
| MLKCAB120 | 120 V LED | FM Haz. |
| MLKCAB240 | 240 V LED | FM Haz. |

Note: Lead termination kit required.
For SL series cables use SLCABLP
For FE series cables use FECABLP
For KE, KK, and KM series cables use KCABLP



Heat Conductive Putty

Used to fill voids between cable and pipe surface.

| Part No. | Description |
|-------------|----------------------|
| HCP1 | Size: 0,5 kg (1 lb.) |
| HCP3 | Size: 1,4 kg (3 lb.) |

Electrical Tracing Caution Label

Recommended for every 3 m (10 ft) of heat trace.



| Part No. | Description |
|------------------|--------------------------|
| BCLCAB | Caution label (English) |
| BCLCAB-DE | Caution label (Deutsch) |
| BCLCAB-ES | Caution label (Espanol) |
| BCLCAB-FR | Caution label (Frances) |
| BCLCAB-IT | Caution label (Italiano) |

MINERAL-INSULATED HEATING CABLE

NEW!

Features & Benefits

- ▶ High temperature capabilities up to 1000 °C (1832 °F)
- ▶ Water resistant and high corrosion resistance — IP67 rated
- ▶ Choice of outer sheath materials: Stainless steel, Alloy 800/825, or Inconel 600
- ▶ Laser welded for superior reliability
- ▶ Customized for your application
- ▶ Extremely durable and corrosion-resistant — suitable for harsh environments
- ▶ High watt densities for faster heat-up
- ▶ Bend radius of 5x cable diameter



Temperatures
Up to
1000 °C (1832 °F)

Ideal for

- Tanks and vessels
- Power generation hoppers
- Pipe tracing
- Container heaters
- Valves, flanges, metal tubes
- Radiant heaters
- Under water heaters
- Furnaces
- Floodgate heating
- Reactors
- Plate heating
- Pump heating
- Continuous heating ovens
- Process heaters



Can be bent and shaped to fit




Ideal for a wide range of applications



Radiant heater application

MINERAL-INSULATED HEATING CABLE

Construction



Specifications

Maximum Exposure Temperature: 1000°C (1832°F)

Maximum Watt Density: 250 watts/m (76,2 watts/ft)

Outer Sheath Material Options: Stainless steel, Alloy 800 & 825, or Inconel 600

Heat Conductor: Nichrome, copper, or copper alloy resistance cable

Dielectric Mineral Insulation: MgO = Magnesium oxide

Cable Diameter: 3,2 mm (0,125 in) up to 6,5 mm (0,25 in)

Custom Lengths: Manufactured for your specific needs

IP Rating: IP67 (waterproof)

Standard Cold Lead Length: 0,5 m (1,64 ft)†

Standard Voltage: 230 VAC

Standard Brass Compression Fitting Connections: M20 x 1,5†

Minimum Bend Radius: 5 times the cable OD

† Other sizes, voltages, and fittings available



Hazardous Locations:
II 2 G Ex e IIC Gb
II 2 D Ex tb IIIC Db

Chemical & Corrosion Resistance Chart

| Outer Material | Sulfuric Acid | Hydrochloric Acid | Hydrofluoric Acid | Phosphoric Acid | Nitric Acid | Organic Acid | Alkali | Salts | Seawater | Chloride |
|---------------------|---------------|-------------------|-------------------|-----------------|-------------|--------------|--------|-------|----------|----------|
| Stainless steel 321 | N | N | N | N | D | E | A | A | N | N |
| Inconel 600 | D | D | A | D | D | E | E | E | A | E |
| Alloy 825 | E | E | E | E | E | E | E | E | E | E |

Other outer material options available upon request

E - Excellent
A - Acceptable
X - Application dependent
N - Not recommended



Ordering Information

| Part No. | Description |
|--------------------|------------------------------|
| Configure-to-order | Contact us today for a quote |

BriskHeat provides a complete system with all materials necessary for installation including heating cable, clamp bands, installation mesh, aluminum foil, stainless steel foil, and more.

Accessories

| Part No. | Description |
|----------|--|
| 70000000 | MI Junction Box – 120 mm (4,7 in) x 122 mm (4,8 in) x 90 mm (3,5 in) |
| 71000210 | Clamping Band – 10 mm (0,39 in W) x 10 m (394 in L) |
| 71000301 | Tumbuckle – for 71000210, 25/pack |

IMPORTANT: Temperature controller is required for this product. See options starting on page 145.

INSUL-LOCK® FLEXIBLE CLOSED CELL PIPE INSULATION

Features & Benefits

- ▶ Environmentally-friendly, CFC-free, flexible elastomeric thermal insulation
- ▶ Double seal reduces air infiltration
- ▶ Non-porous, fiber-free, and resistant to mold growth
- ▶ Compatible with heating cable and tapes

NEW OPTIONS!

Specifications

Operating Temperature Range: -57°C to 104°C (-70°F to 220°F)

R-value: 3

Color: Black

Thickness: 1,3 cm (0,5 in)

Density: 3 to 6 PCF

Water Vapor Permeability:

Dry cup (elastomeric insulation): 0,03 perm/in

Wet cup (glued seam with overlap): 0,12 perm/in

Water Absorption % (volume change): 0

Applications

- Self-Regulating heating cable pipe/tube insulation
- Freeze protection
- Prevent condensation on refrigerant lines, cold water plumbing, roof drains, and chilled water systems



INSUL-LOCK® FLEXIBLE CLOSED CELL PIPE INSULATION

Ordering Information

Straight Sections: 1,8 m (6 ft) long

- Easy-to-install with double seal technology
 - Built-in pressure sensitive adhesive
 - Built-in PVC overlap tape with acrylic adhesive
- Scrim reinforcement on the seam surface



| Part No. | Recommended Pipe/Tube O.D. in | Inside Diameter in | Recommended Pipe/Tube O.D. mm | Inside Diameter mm |
|----------|-------------------------------|--------------------|-------------------------------|--------------------|
| INSUL78 | ½ - ¾ | ⅞ | 13 - 16 | 22 |
| INSUL118 | ¾ - 1 | 1⅛ | 19 - 22 | 29 |
| INSUL138 | 1 | 1⅜ | 25 | 35 |
| INSUL158 | 1⅛ | 1⅝ | 29 | 41 |
| INSUL2 | 1⅜ | 2 | 35 | 51 |
| INSUL218 | 1⅝ | 2⅛ | 41 | 54 |
| INSUL238 | 2 | 2⅜ | 51 | 60 |
| INSUL258 | 2⅛ | 2⅝ | 54 | 67 |
| INSUL278 | 2⅜ | 2⅞ | 60 | 73 |
| INSUL318 | 2⅝ | 3⅛ | 67 | 79 |
| INSUL312 | 2⅞ | 3½ | 73 | 89 |
| INSUL358 | 3⅛ | 3⅝ | 79 | 92 |
| INSUL418 | 3½ | 4⅛ | 89 | 105 |
| INSUL412 | 4 | 4½ | 102 | 114 |
| INSUL558 | 5 | 5⅝ | 127 | 143 |
| INSUL658 | 6 | 6⅝ | 152 | 168 |



Tees

| Part No. | Recommended Pipe/Tube O.D. in | Inside Diameter in | Recommended Pipe/Tube O.D. mm | Inside Diameter mm |
|-----------|-------------------------------|--------------------|-------------------------------|--------------------|
| INSUL78T | ½ - ¾ | ⅞ | 13 - 16 | 22 |
| INSUL118T | ¾ - 1 | 1⅛ | 19 - 22 | 29 |
| INSUL138T | 1 | 1⅜ | 25 | 35 |
| INSUL158T | 1⅛ | 1⅝ | 29 | 41 |
| INSUL2T | 1⅜ | 2 | 35 | 51 |
| INSUL218T | 1⅝ | 2⅛ | 41 | 54 |
| INSUL238T | 2 | 2⅜ | 51 | 60 |
| INSUL258T | 2⅛ | 2⅝ | 54 | 67 |
| INSUL278T | 2⅜ | 2⅞ | 60 | 73 |
| INSUL318T | 2⅝ | 3⅛ | 67 | 79 |
| INSUL312T | 2⅞ | 3½ | 73 | 89 |
| INSUL358T | 3⅛ | 3⅝ | 79 | 92 |
| INSUL418T | 3½ | 4⅛ | 89 | 105 |
| INSUL412T | 4 | 4½ | 102 | 114 |
| INSUL558T | 5 | 5⅝ | 127 | 143 |
| INSUL658T | 6 | 6⅝ | 152 | 168 |



90° Elbows

| Part No. | Recommended Pipe/Tube O.D. in | Inside Diameter in | Recommended Pipe/Tube O.D. mm | Inside Diameter mm |
|------------|-------------------------------|--------------------|-------------------------------|--------------------|
| INSUL7890 | ½ - ¾ | ⅞ | 13 - 16 | 22 |
| INSUL11890 | ¾ - 1 | 1⅛ | 19 - 22 | 29 |
| INSUL13890 | 1 | 1⅜ | 25 | 35 |
| INSUL15890 | 1⅛ | 1⅝ | 29 | 41 |
| INSUL290 | 1⅜ | 2 | 35 | 51 |
| INSUL21890 | 1⅝ | 2⅛ | 41 | 54 |
| INSUL23890 | 2 | 2⅜ | 51 | 60 |
| INSUL25890 | 2⅛ | 2⅝ | 54 | 67 |
| INSUL27890 | 2⅜ | 2⅞ | 60 | 73 |
| INSUL31890 | 2⅝ | 3⅛ | 67 | 79 |
| INSUL31290 | 2⅞ | 3½ | 73 | 89 |
| INSUL35890 | 3⅛ | 3⅝ | 79 | 92 |
| INSUL41890 | 3½ | 4⅛ | 89 | 105 |
| INSUL41290 | 4 | 4½ | 102 | 114 |
| INSUL55890 | 5 | 5⅝ | 127 | 143 |
| INSUL65890 | 6 | 6⅝ | 152 | 168 |

90° Elbows and Tees: Slits are cut by end user and require adhesive like RTV for installation

Accessories



| Part No. | Description |
|----------|--|
| RTV3.0 | Silicone adhesive sealant used to seal 90° elbows and tees; 89 ml (3 oz) |



Insul-EZ™ Adhesive Backed Sheet Insulation

Easy-to-install peel-and-stick adhesive backed sheet insulation for heaters and enclosures to reduce heat loss.

| Part No. | Description |
|-----------|--|
| INSULEZ48 | 48 in x 48 in (122 cm x 122 cm) Adhesive Backed Sheet Insulation |

RWK/RWF/RWG RESISTANCE WIRE

Features & Benefits

- ▶ Same multi-stranded wire we used in high-quality heating element
- ▶ 152 m (500 ft) or 305 m (1000 ft) standard spool sizes
- ▶ Provides greater flexibility and durability than solid strand wires
- ▶ Flexible up to a 1,6 mm (1/16 in) radius

Polyimide Film Insulated Resistance Wire — RWK Series


Specifications

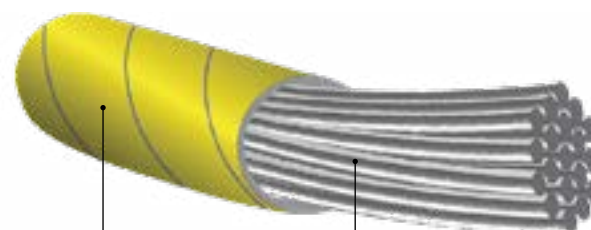
Maximum Exposure Temperature: 180°C (356°F)

Insulation Type: 1 mil polyimide film with 50% overlap

Insulation Thickness: 2 mil

Dielectric Strength: Over 2000 volts (Suitable for use on Conductive Surfaces)

 rated to 250°C (482°F), 600 VAC, AWM 5417



Polymide Film

Resistance Wire

RWK

Fiberglass Insulated Resistance Wire — RWF Series

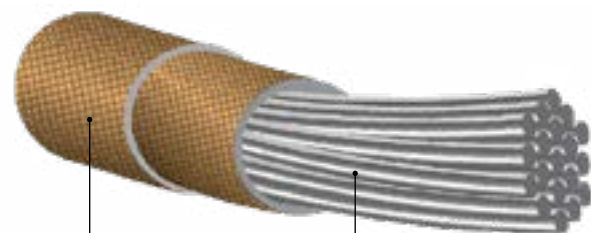
Specifications

Maximum Exposure Temperature: 593°C (1100°F)

Insulation Type: Two layers of 8 mil diameter strands of fiberglass yarn

Dielectric Strength: Over 2000 volts (Not Suitable for use on Conductive Surfaces)

PTFE Optional Coating: Provides anti-fraying and abrasion resistance



Double Fiberglass Braid

Resistance Wire

RWF

Grounded Resistance Wire — RWG Series

Specifications

Maximum Exposure Temperature: 180°C (356°F)

360° Grounded Braid: Wraps completely around heating element for maximum safety


Insulation Type: 1 mil polyimide film with 50% overlap

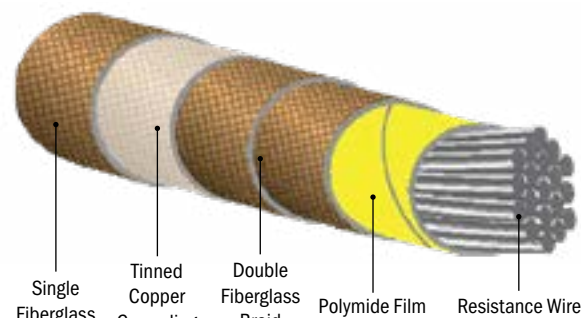
Insulation Thickness: 2 mil

Construction: Two layers of 8 mil diameter fiberglass braided over polyimide film

Dielectric Strength: Over 2000 volts (Suitable for use on Conductive Surfaces)

PTFE Optional Coating: Provides anti-fraying and abrasion resistance

 rated to 250°C (482°F), 600 VAC, AWM 5418



Single Fiberglass Braid

Tinned Copper Grounding Braid

Double Fiberglass Braid

Polymide Film

Resistance Wire

RWG

Ordering Information

When specifying resistance wire, it is important to consider all aspects of the application and wire. For example, if the application is on a conductive surface, wire type RWF should not be chosen. Also, if the application requires constant temperatures of 176°C (350°F), then alloy K should not be chosen. Call BriskHeat® or your local distributor for application assistance.

Part Number Guide

Resistance Wire Type: _____
 RWK- Polyimide Film Insulated,
 RWF- Fiberglass Insulated, RWG- Grounded

Number of Strands: _____
 (see below tables)

Alloy Type: _____
 (see below tables)

Resistance per Foot: _____
 (see below tables)

Optional Coating: _____
 T- PTFE (RWF and RWG only), Blank - None

Spool Size: _____
 A - 152 m (500 ft), B - 305 m (1000 ft)

| | | | | | | |
|-----|----|---|---|------|---|---|
| RWG | 25 | A | - | 7.00 | T | A |
|-----|----|---|---|------|---|---|

Alloy Specifications

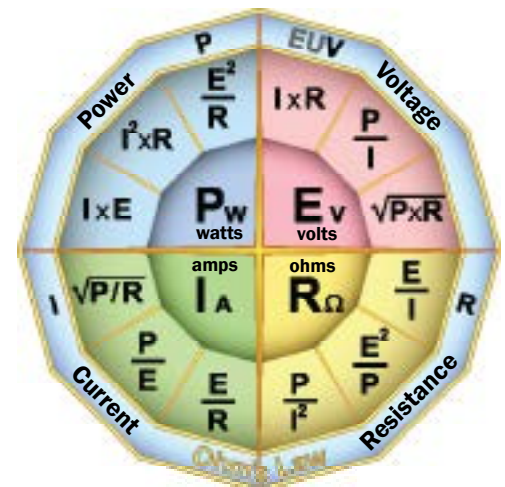
| Alloy Type | Gauge/Strand | Max Exposure Temperature | Ohms/FT/Strand | Composition |
|------------|--------------|--------------------------|----------------|--------------------------------------|
| A | 43 | 899°C (1650°F) | 175,00 | 71,75% Fe, 22% Cr, 5,75% Al, 0,5% Cu |
| B | 41 | 899°C (1650°F) | 115,31 | 71,75% Fe, 22% Cr, 5,75% Al, 0,5% Cu |
| C | 40 | 899°C (1650°F) | 88,18 | 71,75% Fe, 22% Cr, 5,75% Al, 0,5% Cu |
| D | 40 | 899°C (1650°F) | 70,24 | 60% Ni, 15% Cr, 25% Fe |
| E | 39 | 899°C (1650°F) | 55,10 | 60% Ni, 15% Cr, 25% Fe |
| F | 37 | 899°C (1650°F) | 33,33 | 60% Ni, 15% Cr, 25% Fe |
| G | 37 | 550°C (1022°F) | 14,52 | 55% Cu, 45% Ni |
| H | 37 | 538°C (1000°F) | 8,88 | 78% Cu, 22% Ni |
| I | 37 | 538°C (797°F) | 4,44 | 88% Cu, 12% Ni |
| K | 36 | 149°C (300°F) | 0,43 | 96% Cu (core), 4% Ni (cladding) |

Resistance Per Foot

| Number of Strands | Alloy Type | | | | | | | | | |
|-------------------|------------|--------|--------|--------|--------|-------|-------|-------|-------|-------|
| | A | B | C | D | E | F | G | H | I | K |
| 5 | 35,000 | 23,062 | 17,636 | 14,048 | 11,020 | 6,666 | 2,904 | 1,776 | 0,888 | 0,086 |
| 6 | 29,167 | 19,218 | 14,697 | 11,707 | 9,183 | 5,555 | 2,420 | 1,480 | 0,740 | 0,072 |
| 7 | 25,000 | 16,473 | 12,597 | 10,034 | 7,871 | 4,761 | 2,074 | 1,269 | 0,634 | 0,061 |
| 8 | 21,875 | 14,414 | 11,023 | 8,780 | 6,888 | 4,166 | 1,815 | 1,110 | 0,555 | 0,054 |
| 9 | 19,444 | 12,812 | 9,798 | 7,804 | 6,122 | 3,703 | 1,613 | 0,987 | 0,493 | 0,048 |
| 10 | 17,500 | 11,531 | 8,818 | 7,024 | 5,510 | 3,333 | 1,452 | 0,888 | 0,444 | 0,043 |
| 11 | 15,909 | 10,483 | 8,016 | 6,385 | 5,009 | 3,030 | 1,320 | 0,807 | 0,404 | 0,039 |
| 12 | 14,583 | 9,609 | 7,348 | 5,853 | 4,592 | 2,778 | 1,210 | 0,740 | 0,370 | 0,036 |
| 13 | 13,462 | 8,870 | 6,783 | 5,403 | 4,238 | 2,564 | 1,117 | 0,683 | 0,342 | 0,033 |
| 14 | 12,500 | 8,236 | 6,299 | 5,017 | 3,936 | 2,381 | 1,037 | 0,634 | 0,317 | 0,031 |
| 15 | 11,667 | 7,687 | 5,879 | 4,683 | 3,673 | 2,222 | 0,968 | 0,592 | 0,296 | 0,029 |
| 16 | 10,938 | 7,207 | 5,511 | 4,390 | 3,444 | 2,083 | 0,908 | 0,555 | 0,278 | 0,027 |
| 17 | 10,294 | 6,783 | 5,187 | 4,132 | 3,241 | 1,961 | 0,854 | 0,522 | 0,261 | 0,025 |
| 18 | 9,722 | 6,406 | 4,899 | 3,902 | 3,061 | 1,852 | 0,807 | 0,493 | 0,247 | 0,024 |
| 19 | 9,211 | 6,069 | 4,641 | 3,697 | 2,900 | 1,754 | 0,764 | 0,467 | 0,234 | 0,023 |
| 20 | 8,750 | 5,766 | 4,409 | 3,512 | 2,755 | 1,667 | 0,726 | 0,444 | 0,222 | 0,022 |
| 21 | 8,333 | 5,491 | 4,199 | 3,345 | 2,624 | 1,587 | 0,691 | 0,423 | 0,211 | 0,020 |
| 22 | 7,955 | 5,241 | 4,008 | 3,193 | 2,505 | 1,515 | 0,660 | 0,404 | 0,202 | 0,020 |
| 23 | 7,609 | 5,013 | 3,834 | 3,054 | 2,396 | 1,449 | 0,631 | 0,386 | 0,193 | 0,019 |
| 24 | 7,292 | 4,805 | 3,674 | 2,927 | 2,296 | 1,389 | 0,605 | 0,370 | 0,185 | 0,018 |
| 25 | 7,000 | 4,612 | 3,527 | 2,810 | 2,204 | 1,333 | 0,581 | 0,355 | 0,178 | 0,017 |
| 26 | 6,731 | 4,435 | 3,392 | 2,702 | 2,119 | 1,282 | 0,558 | 0,342 | 0,171 | 0,017 |
| 27 | 6,481 | 4,271 | 3,266 | 2,601 | 2,041 | 1,234 | 0,538 | 0,329 | 0,164 | 0,016 |
| 28 | 6,250 | 4,118 | 3,149 | 2,509 | 1,968 | 1,190 | 0,519 | 0,317 | 0,159 | 0,015 |
| 29 | 6,034 | 3,976 | 3,041 | 2,422 | 1,900 | 1,149 | 0,501 | 0,306 | 0,153 | 0,015 |
| 30 | 5,833 | 3,844 | 2,939 | 2,341 | 1,837 | 1,111 | 0,484 | 0,296 | 0,148 | 0,014 |

NOTE: Resistance tolerance is ±8%


Ohm's Law



YOUR SPEC OUR TECH

BriskHeat has been meeting a diverse range of industrial heating needs since 1949. BriskHeat designs and manufactures flexible heating elements, control systems, and accessories that provide custom solutions for process heating, freeze protection, viscosity control, and condensation prevention.

BriskHeat's products are utilized in all types of markets from petrochemicals and semiconductors to food processing and biotech. And BriskHeat is THE WORLDWIDE leader in flexible surface heat trace products that meet the needs of global customers in virtually every industry.



BriskHeat®

4800 Hilton Corporate Drive
Columbus, OH 43232
800-848-7673 | 614-294-3376
BriskHeat.com
bhsales1@briskheat.com

FLEXIBLE **HEATING** TAPES & CORDS



BriskHeat

INTRODUCTION TO XTREMEFLEX® HEATING TAPES & CORDS

The flexible designs and high temperature capabilities of XtremeFLEX® Heating Tapes and Cords provide an ideal solution. Heating tapes and cords can be used on any surface requiring fast and efficient direct contact heating, up to temperatures of 760°C (1400°F).

Features & Benefits

► High Temperatures and Watt Densities

- Rapid thermal response
- Temperatures up to 760°C (1400°F)
- Watt densities up to 2,0 watts/cm² (13 watts/in²)

► Extremely Flexible and Versatile

► Plug-and-Play Options

► Rugged and Durable

- Multi-stranded resistance wire
- Moisture and chemical resistance with silicone rubber sheath

► Wide Range of Applications

- Viscosity and temperature control
- Freeze protection
- Integrally heated tools
- Gas tubing
- Valves
- Laboratory apparatus
- Plastic bending
- External heating of dies and tools
- Temporary heat
- Hopper throat heater



**Temperatures
Up to
760 °C (1400 °F)**



XTREMEFLEX® HEATING TAPES & CORDS SELECTION GUIDE

Silicone Rubber Heating Tapes

| Type | Series | Page | Maximum Exposure Temperature | Maximum Power Density watts/cm ² (watts/in ²) | Minimum Bend Radius mm (in) | IP Rating | Built-in Control | Grounded | Suitable for Electrical Conductive Surfaces |
|--|----------------|------|------------------------------|--|-----------------------------|-----------|------------------|--------------------|---|
| Silicone Rubber Heating Tapes | BS0 BS0-G | 62 | 232°C (450°F) | 0,7 (4,3) | 6 (0,25) | IP66 | | ✓ Select models | ✓ |
| Long-Length Silicone Rubber Heating Tapes | RKF/RKH | 64 | 232°C (450°F) | 0,7 (4,3) | 6 (0,25) | IP66 | | | ✓ |
| Silicone Rubber Heating Tapes with Preset Thermostat | RKP | 65 | Varies | 0,16 (1,0) | 6 (0,25) | IP66 | ✓ | | ✓ |
| Silicone Rubber Heating Tapes with Adjustable Thermostat Control | HSTAT MSTAT | 66 | Varies | 0,9 (6,0) | 6 (0,25) | IP54 | ✓ | ✓ Select models | ✓ |
| Silicone Rubber Heating Tapes with Time Percentage Dial Control | BSAT | 68 | 232°C (450°F) | 0,9 (6,0) | 6 (0,25) | IP54 | ✓ | | ✓ |
| Cut-To-Length Silicone Rubber Heating Tapes | CTL | 69 | 232°C (450°F)) | Varies with length | 6 (0,25) | IP54 | | | ✓ |

Cloth Heating Tapes*

| Type | Series | Page | Maximum Exposure Temperature | Maximum Power Density watts/cm ² (watts/in ²) | Minimum Bend Radius mm (in) | IP Rating | Grounded | Suitable for Electrical Conductive Surfaces |
|---|---------|------|------------------------------|--|-----------------------------|-----------|----------|---|
| Standard Insulated Cloth Heating Tapes | B00/BW0 | 72 | 500°C (932°F) | 2,0 (13,1) | 3 (0,13) | IP50 | | |
| Heavy Insulated Cloth Heating Tapes | BIH/BWH | 73 | 500°C (932°F) | 2,0 (13,1) | 6 (0,25) | IP50 | | ✓ |
| Grounded Heavy Insulated Cloth Heating Tapes | BIH-G | 73 | 250°C (482°F) | 1,5 (9,6) | 6 (0,25) | IP50 | ✓ | ✓ |
| Dual Element Heavy Insulated Cloth Heating Tapes | BWH-D | 74 | 500°C (932°F) | 2,0 (13,1) | 6 (0,25) | IP50 | | ✓ |
| High-Temperature Grounded Extra-Heavy Insulated Cloth Heating Tapes | BIHE | 74 | 760°C (1400°F) | 2,0 (12,7) | 6 (0,25) | IP50 | ✓ | ✓ |
| Plastic Bending Strip Heaters | RH | 75 | 482°C (900°F) | 1,3 (8,6) | 6 (0,25)) | IP50 | | |

Heating Cords*

| Type | Series | Page | Maximum Exposure Temperature | Maximum Power Density watts / m (watts/ft) | Minimum Bend Radius mm (in) | IP Rating | Grounded | Suitable for Electrical Conductive Surfaces |
|---|---------|------|------------------------------|--|-----------------------------|-----------|----------|---|
| Heating Cords | HTC/HWC | 76 | 500°C (932°F) | 197 (60) | 3 (0,13) | IP50 | | ✓ |
| High Temperature Grounded Heating Cords | HTCE | 76 | 760°C (1400°F) | 120 (36) | 4,7 (0,19) | IP50 | ✓ | ✓ |

*Maximum temperatures for removable and reuseable applications may be lower.

XTREMEFLEX® SILICONE RUBBER HEATING TAPES

Features & Benefits

- ▶ Exceptional flexibility for a wide range of heating applications
- ▶ Moisture and chemical resistant — IP66 rated
- ▶ Rapid thermal response
- ▶ Wide range of sizes to choose from
- ▶ Grounded and non-grounded models
- ▶ Choice of power leads on same end or opposite ends

Specifications

Maximum Exposure Temperature: 232°C (450°F)

Outer Sheath: Silicone rubber extruded

Inner Construction: Fiberglass knitted and braided construction

Minimum Bend Radius: 6 mm (0,25 in)

Nominal Thickness: 3 mm (0,125 in)

Power density: 0,7 watts/cm² (4,3 watts/in²)

Voltage: 120 or 240 VAC

Power Leads: 0,6 m (2 ft) long with

- 120 VAC Non-grounded: Separable 2-prong plug
 - 120 VAC Grounded: Bare wires
 - 240 VAC: Crimped ferrule leads or bare wire leads.
- See ordering information for details

IP Rating: IP66



**Temperatures
Up to
232 °C (450 °F)**



**Moisture
& Chemical
Resistant**





**Suitable for
Electrically
Conductive
Surfaces**



XTREMEFLEX® SILICONE RUBBER HEATING TAPES

Ordering Information

BS0 Series — Non-Grounded


CE Models with crimped ferrule or bare wire leads  

| Width mm (in) | Length m (ft) | Total Watts | Part No. 120VAC | Part No. 240VAC |
|------------------|------------------|----------------|--------------------|--------------------|
| 0,5 (13) | 0,6 (2) | 52 | BS0051020L | BS0052020L** |
| | 1,2 (4) | 104 | BS0051040L | BS0052040L** |
| | 1,8 (6) | 156 | BS0051060L | BS0052060L** |
| | 2,4 (8) | 209 | BS0051080L | BS0052080L** |
| | 3,1 (10) | 261 | BS0051100L | BS0052100L** |
| | 3,7 (12) | 313 | BS0051120L | BS0052120L** |
| 1,0 (25) | 0,6 (2) | 104 | BS0101020L | BS0102020L** |
| | 1,2 (4) | 209 | BS0101040L | BS0102040L** |
| | 1,8 (6) | 313 | BS0101060L | BS0102060L** |
| | 2,4 (8) | 418 | BS0101080L | BS0102080L** |
| | 3,1 (10) | 522 | BS0101100L | BS0102100L** |
| | 3,7 (12) | 627 | BS0101120L | BS0102120L** |
| | 4,3 (14) | 731 | BS0101140L | BS0102140L** |
| | 4,9 (16) | 836 | BS0101160L | BS0102160L** |
| | 5,5 (18) | 940 | BS0101180L | BS0102180L** |
| | 6,1 (20) | 1045 | — | BS0102200L** |
| 2,0 (51) | 0,6 (2) | 209 | BS0201020L | BS0202020L* |
| | 1,2 (4) | 418 | BS0201040L | BS0202040L* |
| | 1,8 (6) | 627 | BS0201060L | BS0202060L* |
| | 2,4 (8) | 836 | BS0201080L | BS0202080L* |
| | 3,1 (10) | 1045 | BS0201100L | BS0202100L* |
| | 3,7 (12) | 1254 | BS0201120L | BS0202120L* |
| | 4,3 (14) | 1463 | BS0201140L | BS0202140L* |
| | 4,9 (16) | 1627 | BS0201160L | BS0202160L* |
| | 5,5 (18) | 1881 | BS0201180L* | BS0202180L* |
| | 6,1 (20) | 2090 | BS0201200L* | BS0202200L* |

*Bare wire, plug not included

**Crimped ferrule leads

Ordering option: For a single power lead on opposite ends, remove "L" from end of part number.






BS0 Series — Non-Grounded



BS0-G Series — Grounded

BS0-G Series — Grounded

Approval valid only when used in dry, indoor environments   

| Width mm (in) | Length m (ft) | Total Watts | Part No. 120VAC | Part No. 240VAC |
|------------------|------------------|----------------|-----------------|--------------------|
| 25 (1,0) | 0,6 (2) | 104 | BS0101020LG | BS0102020LG |
| 25 (1,0) | 1,2 (4) | 209 | BS0101040LG | BS0102040LG |
| 25 (1,0) | 1,8 (6) | 313 | BS0101060LG | BS0102060LG |
| 25 (1,0) | 2,4 (8) | 418 | BS0101080LG | BS0102080LG |
| 25 (1,0) | 3,1 (10) | 522 | BS0101100LG | BS0102100LG |



IMPORTANT: Temperature controller is required for these products. See options starting on page 145.

Custom Sizes and Designs Available: Contact BriskHeat® or your local distributor for more information.

RKF/RKH XTREMEFLEX® LONG-LENGTH SILICONE RUBBER HEATING TAPES

Features & Benefits

- ▶ Exceptional flexibility and durability
- ▶ Standard lengths up to 61 m (200 ft)
- ▶ Moisture and chemical resistant — IP66 rated
- ▶ Suitable for electrically conductive surfaces

Specifications

Maximum Exposure Temperature: 232°C (450°F)

Minimum Bend Radius: 6 mm (0,25 in)

Power Density:

- RKF Series — 0,2 watts/cm² (1,0 watts/in²)
- RKH Series — 0,4 watts/cm² (2,0 watts/in²)
- Custom — up to 0,7 watts/cm² (4,3 watts/in²)

Voltage: 120 or 240 VAC

Power Cord: Standard 1,5 m (5 ft) power cord with

- 120 VAC: 2-prong plug (NEMA 1-15P)
- 240 VAC: Crimped ferrule leads

IP Rating: IP66

NEW!



**Moisture
& Chemical
Resistant**

CE Models with crimped ferrule leads

UL US (RKH only)



Ordering Information

| Part No. 120 VAC | Part No. 240 VAC | Product Series & Watt Density | Width mm (in) | Length m (ft) | Watts |
|---------------------|---------------------|---|------------------|------------------|-------|
| RKF051200120 | RKF052400120 | RKF series 0,2 watts/cm ² (1,0 watts/in ²) | 13 (0,5) | 3 (10) | 60 |
| RKF051200240 | RKF052400240 | | | 6,1 (20) | 120 |
| RKF051200480 | RKF052400480 | | | 12,2 (40) | 240 |
| RKF051200720 | RKF052400720 | | | 18,3 (60) | 360 |
| RKF051200960 | RKF052400960 | | | 24,4 (80) | 480 |
| RKF051201200 | RKF052401200 | RKH series 0,4 watts/cm ² (2,0 watts/in ²) | 13 (0,5) | 30,5 (100) | 600 |
| RKF051201800 | RKF052401800 | | | 45,7 (150) | 900 |
| RKF051202400 | RKF052402400 | | | 70 (200) | 1200 |
| RKH051200120 | RKH052400120 | | | 3 (10) | 120 |
| RKH051200240 | RKH052400240 | | | 6,1 (20) | 240 |
| RKH051200480 | RKH052400480 | RKH series 0,4 watts/cm ² (2,0 watts/in ²) | 13 (0,5) | 12,2 (40) | 480 |
| RKH051200720 | RKH052400720 | | | 18,3 (60) | 720 |
| RKH051200960 | RKH052400960 | | | 24,4 (80) | 960 |
| RKH051201200 | RKH052401200 | | | 30,5 (100) | 1200 |
| N/A | RKH052401800 | | | 45,7 (150) | 1800 |
| N/A | RKH052402400 | | | 70 (200) | 2400 |

Part Number Matrix for Other Configurations

| | | | | | |
|--|----|-----|------|-----|-----|
| RKF | 05 | 240 | 0240 | 1.0 | 060 |
| Product Series | | | | | |
| Width: (inches) | | | | | |
| Voltage: (up to 240V) | | | | | |
| Length: (up to 2400 in) | | | | | |
| Watt Density: (up to 4,3 watts/in ²) | | | | | |
| Lead Length: (inches) | | | | | |

Accessories

Adhesive Tape - Used for installation.



| Part No. | Description |
|----------|---|
| PSAT36A | Standard Fiberglass Tape Suitable for general purpose applications Size: 12 mm x 33 m (1/2 in x 36 yd) Silicone Adhesive Temp Limit: 200°C (392°F) |
| AAT260 | Extra-Strength Aluminum Tape Enhanced Durability and Adhesion for More Rigorous Applications Size: 51 mm x 55 m (2 in x 180 ft) Acrylic Adhesive Temp Limit: 149°C (300°F) |
| AAT2180 | High Temperature Aluminum Tape Designed for applications above 200°C (392°F) Size: 51 mm x 55 m (2 in x 180 ft) Silicone Adhesive w/Liner Temp Limit: 288°C (550°F) |

Custom Sizes and Designs Available: Contact BriskHeat® or your local distributor for more information.

RKP XTREMEFLEX® SILICONE RUBBER HEATING TAPES WITH PRESET THERMOSTAT

NEW!

Features & Benefits

- ▶ Extremely flexible heating tape with preset thermostat: 21 °C or 50 °C (70 °F or 122 °F)
- ▶ Ideal for freeze protection and process control heating applications
- ▶ Moisture and chemical resistant — IP66 rated
- ▶ Lengths up to 61 m (200 ft)

Specifications

Built-in Controlling Thermostat: 21 °C or 50 °C (70 °F or 122 °F)

Maximum Exposure Temperature: 232 °C (450 °F)

Outer Sheath: Silicone rubber extruded

Inner Construction: Fiberglass knitted and braided construction

Minimum Bend Radius: 6 mm (0,25 in)

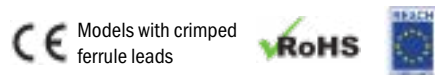
Nominal Thickness: 3 mm (0,125 in)

Power Density: 0,2 watts/cm² (1,0 watts/in²)

Power Cord: 1,5 m (5 ft) long with

- 120 VAC: standard 2-prong plug (NEMA 1-15)
- 240 VAC: crimped ferrule leads

IP Rating: IP66



Plug & Play



Moisture
& Chemical
Resistant

Ordering Information

| Thermostat Setting 21 °C (70 °F) | | Thermostat Setting 49 °C (120 °F) | | Width mm (in) | Length m (ft) | Watts |
|-------------------------------------|---------------------|--------------------------------------|---------------------|------------------|------------------|-------|
| Part No. 120 VAC | Part No. 240 VAC | Part No. 120 VAC | Part No. 240 VAC | | | |
| RKP1A0072 | RKP2A0072 | RKP1B0072 | RKP2B0072 | 12,7 (0,5) | 1,8 (6) | 50 |
| RKP1A0096 | RKP2A0096 | RKP1B0096 | RKP2B0096 | | 2,4 (8) | 55 |
| RKP1A0120 | RKP2A0120 | RKP1B0120 | RKP2B0120 | | 3,1 (10) | 60 |
| RKP1A0240 | RKP2A0240 | RKP1B0240 | RKP2B0240 | 13 (0,5) | 6,1 (20) | 120 |
| RKP1A0480 | RKP2A0480 | RKP1B0480 | RKP2B0480 | | 12,2 (40) | 240 |
| RKP1A0600 | RKP2A0600 | RKP1B0600 | RKP2B0600 | | 15,2 (50) | 300 |
| RKP1A0720 | RKP2A0720 | RKP1B0720 | RKP2B0720 | | 18,3 (60) | 360 |
| RKP1A0900 | RKP2A0900 | RKP1B0900 | RKP2B0900 | | 22,9 (75) | 450 |
| RKP1A0960 | RKP2A0960 | RKP1B0960 | RKP2B0960 | | 24,4 (80) | 480 |
| RKP1A1200 | RKP2A1200 | RKP1B1200 | RKP2B1200 | 13 (0,5) | 30,5 (100) | 600 |
| RKP1A1500 | RKP2A1500 | RKP1B1500 | RKP2B1500 | | 38,1 (125) | 750 |
| N/A | RKP2A1800 | N/A | RKP2B1800 | | 45,7 (150) | 900 |
| N/A | RKP2A2400 | N/A | RKP2B2400 | | 61 (200) | 1200 |

Accessories



| Part No. | Description |
|----------------|--|
| PSAT36A | Standard Fiberglass Tape Suitable for general purpose applications Size: 12 mm x 33 m (1/2 in x 36 yd) Silicone Adhesive Temp Limit: 200 °C (392 °F) |
| AAT2180 | High Temperature Aluminum Tape Designed for applications above 200 °C (392 °F) Size: 51 mm x 55 m (2 in x 180 ft) Silicone Adhesive w/ Liner Temp Limit: 288 °C (550 °F) |

Custom Sizes and Designs Available: Contact BriskHeat® or your local distributor for more information.

XTREMEFLEX® SILICONE RUBBER HEATING TAPES WITH ADJUSTABLE THERMOSTAT CONTROL

Features & Benefits

- ▶ Extremely flexible — Heats a wide range of objects quickly
- ▶ Adjustable thermostat control — Temperatures up to 71 °C (160 °F) or 218 °C (425 °F)
- ▶ Moisture and chemical resistant — IP54 rated
- ▶ Grounded and non-grounded models
- ▶ Can wrap around and heat a wide range of objects — valves, pipes, bearings, pumps, gas tubing, filter housings, actuators, and more
- ▶ Solves a wide range of applications — examples include viscosity control, freeze protection, emergency de-icing, temperature maintenance, supplemental heat, and melting of solids
- ▶ Easy-to-use — simple plug-and-play design
- ▶ Rugged — provides long service life and can be used in a wide variety of environments



Specifications

Maximum Exposure Temperature: 232 °C (450 °F)

Minimum Bend Radius: 6 mm (0,250 in)

Nominal Thickness: 3 mm (0,125 in)

Power Density: 0,9 watts/cm² (6,0 watts/in²)†

Power Cord: 1,8 m (6 ft) long with

- 120 VAC Non-grounded: 2-prong plug (NEMA 1-15P)
- 120 VAC Grounded: 3-prong plug (NEMA 5-15P)
- 240 VAC: Crimped ferrule leads

IP Rating: IP54



Models with crimped ferrule leads



If precise temperature control is required for your application, please contact BriskHeat or your local distributor for application assistance and product solutions.

† Reduced watt density as low as 0,4 watts/cm² (2,4 watts/in²) for longer length heating tapes.



**Moisture
& Chemical
Resistant**



**Suitable for
Electrically
Conductive
Surfaces**



Plug & Play



Easy-to-use adjustable thermostat

XTREMEFLEX® SILICONE RUBBER HEATING TAPES WITH ADJUSTABLE THERMOSTAT CONTROL

NEW!

Ordering Information

HSTAT Series – Non-Grounded

Temperature Range: Up to 218°C (425°F)

- Ideal for higher temperature applications

| Part No. 120 VAC | Part No. 240 VAC | Width mm (in) | Length m (ft) | Total Watts |
|---------------------|---------------------|------------------|------------------|----------------|
| HSTAT051002 | HSTAT052002 | 13 (0,5) | 0,6 (2) | 72 |
| HSTAT051004 | HSTAT052004 | | 1,2 (4) | 144 |
| HSTAT051006 | HSTAT052006 | | 1,8 (6) | 216 |
| HSTAT051008 | HSTAT052008 | | 2,4 (8) | 288 |
| HSTAT051010 | HSTAT052010 | | 3,1 (10) | 360 |
| HSTAT101002 | HSTAT102002 | 25 (1,0) | 0,6 (2) | 144 |
| HSTAT101004 | HSTAT102004 | | 1,2 (4) | 288 |
| HSTAT101006 | HSTAT102006 | | 1,8 (6) | 432 |
| HSTAT101008 | HSTAT102008 | | 2,4 (8) | 576 |
| HSTAT101010 | HSTAT102010 | | 3,1 (10) | 720 |
| HSTAT201002 | HSTAT202002 | 51 (2,0) | 0,6 (2) | 288 |
| HSTAT201004 | HSTAT202004 | | 1,2 (4) | 576 |
| HSTAT201006 | HSTAT202006 | | 1,8 (6) | 864 |
| HSTAT201008 | HSTAT202008 | | 2,4 (8) | 1152 |
| HSTAT201010 | HSTAT202010 | | 3,1 (10) | 1440 |
| HSTAT301002 | HSTAT302002 | 76 (3,0) | 0,6 (2) | 432 |
| HSTAT301004 | HSTAT302004 | | 1,2 (4) | 864 |
| HSTAT301006 | HSTAT302006 | | 1,8 (6) | 1296 |
| HSTAT301008 | HSTAT302008 | | 2,4 (8) | 1440 |
| HSTAT301010 | HSTAT302010 | | 3,1 (10) | 1800 |

HSTAT-G Series – Grounded

Temperature Range: Up to 218°C (425°F)

| Part No. 120 VAC | Part No. 240 VAC | Width mm (in) | Length m (ft) | Total Watts |
|---------------------|---------------------|------------------|------------------|----------------|
| HSTAT101002G | HSTAT102002G | 25 (1,0) | 0,6 (2) | 144 |
| HSTAT101004G | HSTAT102004G | | 1,2 (4) | 288 |
| HSTAT101006G | HSTAT102006G | | 1,8 (6) | 432 |
| HSTAT101008G | HSTAT102008G | | 2,4 (8) | 576 |
| HSTAT101010G | HSTAT102010G | | 3,1 (10) | 720 |

MSTAT Series

Temperature Range: 71°C (Up to 160°F)

- Enhanced precision for lower-temperature applications

| Part No. 120 VAC | Part No. 240 VAC | Width mm (in) | Length m (ft) | Total Watts |
|---------------------|---------------------|------------------|------------------|----------------|
| MSTAT101002 | MSTAT102002 | 25 (1,0) | 0,6 (2) | 144 |
| MSTAT101004 | MSTAT102004 | | 1,2 (4) | 288 |
| MSTAT101006 | MSTAT102006 | | 1,8 (6) | 432 |
| MSTAT101008 | MSTAT102008 | | 2,4 (8) | 576 |
| MSTAT101010 | MSTAT102010 | | 3,1 (10) | 720 |
| MSTAT101015 | MSTAT102015 | | 4,5 (15) | 1080 |
| MSTAT101020 | MSTAT102020 | | 6,1 (20) | 1200 |
| MSTAT101030* | MSTAT102030* | | 9,1 (30) | 1440 |
| MSTAT101040* | MSTAT102040* | | 12,2 (40) | 1440 |
| MSTAT101050* | MSTAT102050* | | 15,2 (50) | 1440 |

*Reduced watt density



Custom Sizes and Designs Available: Contact BriskHeat® or your local distributor for more information.

XTREMEFLEX® SILICONE RUBBER HEATING TAPES WITH TIME PERCENTAGE CONTROL

Features & Benefits

- ▶ Extremely flexible — Heats a wide range of objects quickly
- ▶ Time percentage control — Easily adjusts time heater is on and off: 5 to 100%
- ▶ Moisture and chemical resistant — IP54 rated
- ▶ Ideal for a wide range of temporary heating applications and surfaces: laboratory, valves, facilities maintenance, and more

Specifications

Maximum Exposure Temperature: 232°C (450°F)

Minimum Bend Radius: 6 mm (0,25 in)

Nominal Thickness: 3 mm (0,125 in)

Power Density: 0,9 watts/cm² (6,0 watts/in²)

Power Cord: 1,8 m (6 ft) long with

– 120 VAC Non-grounded: 2-prong plug (NEMA 1-15P)

– 240 VAC: Bare wire leads


IP Rating: IP54

CE Models with bare wire leads



Ordering Information

| Part No. 120 VAC | Part No. 240 VAC | Width mm (in) | Length m (ft) | Total Watts |
|---------------------|---------------------|------------------|------------------|----------------|
| BSAT051002 | BSAT052002 | 13 (0,5) | 0,6 (2) | 72 |
| BSAT051004 | BSAT052004 | | 1,2 (4) | 144 |
| BSAT051006 | BSAT052006 | | 1,8 (6) | 216 |
| BSAT051008 | BSAT052008 | | 2,4 (8) | 288 |
| BSAT051010 | BSAT052010 | | 3,1 (10) | 360 |
| BSAT101002 | BSAT102002 | 25 (1,0) | 0,6 (2) | 144 |
| BSAT101004 | BSAT102004 | | 1,2 (4) | 288 |
| BSAT101006 | BSAT102006 | | 1,8 (6) | 432 |
| BSAT101008 | BSAT102008 | | 2,4 (8) | 576 |
| BSAT101010 | BSAT102010 | | 3,1 (10) | 720 |
| BSAT201002 | BSAT202002 | 51 (2,0) | 0,6 (2) | 288 |
| BSAT201004 | BSAT202004 | | 1,2 (4) | 576 |
| BSAT201006 | BSAT202006 | | 1,8 (6) | 864 |
| BSAT201008 | BSAT202008 | | 2,4 (8) | 1152 |
| BSAT201010 | BSAT202010 | | 3,1 (10) | 1440 |
| BSAT301002 | BSAT302002 | 76 (3,0) | 0,6 (2) | 432 |
| BSAT301004 | BSAT302004 | | 1,2 (4) | 864 |
| BSAT301006 | BSAT302006 | | 1,8 (6) | 1296 |
| BSAT301008 | BSAT302008 | | 2,4 (8) | 1440 |
| BSAT301010 | BSAT302010 | | 3,1 (10) | 1800 |



Plug & Play



Moisture
& Chemical
Resistant



Suitable for
Electrically
Conductive
Surfaces

What is a Time Percentage Control?

The time percentage controller varies the proportion (length) of time the heater is in the “on” or “off” heating mode. The heating application will determine the actual percentage set-point required. The controller does not use a temperature sensor and therefore satisfactory operation requires occasional supervision under changing load conditions.



Adhesive Tape

Provides intimate contact with surface to be heated. A heating tape essential!



| Part No. | Description |
|----------------|---|
| PSAT36A | Standard Fiberglass Tape Suitable for general purpose applications Size: 12 mm x 33 m (1/2 in x 36 yd) Silicone Adhesive Temp Limit: 204°C (400°F) |
| AAT260 | Extra-Strength Aluminum Tape Enhanced Durability and Adhesion for More Rigorous Applications Size: 51 mm x 55 m (2 in x 180 ft) Acrylic Adhesive Temp Limit: 176°C (350°F) |
| AAT2180 | High Temperature Aluminum Tape Designed for applications above 200°C (392°F) Size: 51 mm x 55 m (2 in x 180 ft) Silicone Adhesive w/ Liner Temp Limit: 288°C (550°F) |

Custom Sizes and Designs Available: Contact BriskHeat® or your local distributor for more information.

CTL XTREMEFLEX® CUT-TO-LENGTH SILICONE RUBBER HEATING TAPES

Features & Benefits

- ▶ Exceptional flexibility — well suited for pipeline tracing
- ▶ Can be cut-to-length at job site
- ▶ Moisture and chemical resistant — IP54 rated
- ▶ Rapid thermal response

Specifications

Maximum Exposure Temperature: 232 °C (450 °F)

Outer Sheath: Silicone rubber extruded

Inner Construction: Fiberglass knitted and braided construction

Minimum Bend Radius: 6 mm (0,25 in)

Nominal Thickness: 3 mm (0,125 in)

IP Rating : IP54



What is cut-to-length heating tape?

Cut-to-length heating tape is a series heating element design; wattages and amperages vary with the tape length. Contact BriskHeat to determine the actual wattage output for your given application.

Ordering Information

Cut-To-Length Heating Tape

| Part No. | Ohms Per m (ft) | Volts | Min m (ft) | Max m (ft) | Width mm (in) |
|----------|-----------------|---------|------------|------------|---------------|
| Call | 0,328 (0,10) | 120 VAC | 17 (57) | 67 (220) | 1 (25) |
| | | 240 VAC | 35 (114) | 134 (440) | |
| Call | 2,953 (0,90) | 120 VAC | 6 (19) | 23 (74) | 1 (25) |
| | | 240 VAC | 12 (38) | 45 (146) | |
| Call | 32,808 (10,00) | 120 VAC | 2 (6) | 7 (22) | 1 (25) |
| | | 240 VAC | 4 (12) | 13 (44) | |

Contact your Representative for ordering specifications.

Cut-To-Length Termination Kits

| Part No. | Type | Description | Usage |
|----------|------------|---|---|
| CTLLK | Lead Kit | Crimp-on wire terminals | Connects main power supply to heating tape. |
| | | Heavy-Duty joint cover | |
| CTLEK | End Kit | 2,4 m (8 ft) 6 AWG high temperature leads covered with insulating sleeve | Terminates the end of the heating tape. |
| | | Heavy-Duty joint cover | |
| CTLTK | Tee Kit | Crimp-on wire terminals | Joins three segments of heating tape. |
| | | Heavy-Duty joint covers | |
| CTLJK | Jumper Kit | 0,3 m (1 ft) 16 AWG high-temperature leads covered with insulating sleeve | Makes a splice/jumper combining two segments of heating tape. |
| | | 1 end kit | |
| CTLJK | Jumper Kit | Heavy-Duty joint cover | |
| | | 0,6 m (2 ft) 16 AWG high-temperature leads covered with insulating sleeve | |

IMPORTANT: Temperature controller is required for this product. See options starting on page 145.

NOTE: Cut-to-length termination kits require RTV adhesive and adhesive tape.

Adhesive Tape

Provides intimate contact with surface to be heated. A heating tape essential!



| Part No. | Description |
|----------|--|
| PSAT36A | Standard Fiberglass Tape Suitable for general purpose applications Size: 12 mm x 33 m (1/2 in x 36 yd) Silicone Adhesive Temp Limit: 204 °C (400 °F) |
| AAT2180 | High Temperature Aluminum Tape Designed for applications above 204 °C (392 °F) Size: 51 mm x 55 m (2 in x 180 ft) Silicone Adhesive w/Liner Temp Limit: 288 °C (550 °F) |

RTV Sealant

Silicone sealant used to seal connection kit.

| Part No. | Description |
|----------|---------------|
| RTV3.0 | 89 ml (3 oz.) |



XTREMEFLEX® INSULATED CLOTH HEATING TAPES

Features & Benefits


- ▶ Exceptional flexibility for a wide range of applications
- ▶ Rapid thermal response
- ▶ Wide range of sizes and watt densities to choose from
- ▶ Grounded and non-grounded models
- ▶ Includes high-temperature tie downs for easy installation
- ▶ Versatile — Can wrap around and heat a wide range of objects — laboratory apparatus, glassware, pipes, weldments, etc.
- ▶ Solves a wide range of applications — examples include viscosity control, laboratory, temperature maintenance, and melting of solids
- ▶ Easy-to-use
- ▶ Suitable for high temperatures



**High-Temperature, Extra-Heavy
Insulated & Grounded
Flexible Heating Tape (BIHE) —
CE Approved - page 74**

XTREMEFLEX® HEAVY INSULATED CLOTH HEATING TAPES

Specifications and Selection Guide

| Series | Type | Maximum Exposure Temperature | Construction | Watt Density watts/cm ² (watts/in ²) | IP Rating | Lead Length m (ft) | Plug Type | Page |
|--------------|---|---|--------------|---|-----------|-----------------------|--|------|
| B00 | Non-grounded | Single Install: Up to 500°C (932°F) Removable/Reusable: Up to 300°C (572°F) | Fiberglass | 1,3 (8,6) | IP50 | 0,6 (2) | 120 VAC: Separable 2-prong plug 240 VAC: Bare wire or crimped ferrule leads | 72 |
| BW0 | Non-grounded | Single Install: Up to 500°C (932°F) Removable/Reusable: Up to 300°C (572°F) | Samox® | 2,0 (13,1) | IP50 | 0,6 (2) | 120 VAC: Separable 2-prong plug 240 VAC: Bare wire or crimped ferrule leads | 72 |
| BIH | Non-grounded | Single Install: Up to 500°C (932°F) Removable/Reusable: Up to 300°C (572°F) | Fiberglass | Standard: 1,3 (8,6) Wide †: 0,8 (5,1) | IP50 | 0,6 (2) | 120 VAC: Separable 2-prong plug 240 VAC: Bare wire or crimped ferrule leads | 73 |
| BWH | Non-grounded, high-watt density | Single Install: Up to 500°C (932°F) Removable/Reusable: Up to 300°C (572°F) | Samox® | Standard: 2,0 (13,1) Wide †: 0,8 (5,1) | IP50 | 0,6 (2) | 120 VAC: Separable 2-prong plug 240 VAC: Bare wire or crimped ferrule leads | 73 |
| BIH-G | Grounded | Up to 250°C (482°F) | Fiberglass | 1,5 (9,6) | IP50 | 0,6 (2) | Bare wire leads | 73 |
| BWH-D | Dual element – increased flexibility | Single Install: Up to 500°C (932°F) Removable/Reusable: Up to 300°C (572°F) | Samox® | 2,0 (13,1) | IP50 | 0,6 (2) | 120 VAC: 2-prong plug (NEMA1-15P) 240 VAC: Bare wire leads | 74 |
| BIHE | High temperature, extra heavy insulated, grounded  approved | Single Install: Up to 760°C (1400°F) Removable/Reusable: Up to 450°C (842°F) | Samox® | 0,6 (3,8) 1,2 (7,6) 2,0 (12,7) | IP50 | 1,5 (5) | Crimped ferrule leads | 74 |

† 44 mm (1,75 in) wide tape or greater



All Heavy Insulated Cloth Heating Tapes

Custom Sizes and Designs Available: Contact BriskHeat® or your local distributor for more information.

EASY WAYS TO ORDER

1. Contact your local distributor. Check BriskHeat.com to locate a local distributor.
2. Call BriskHeat® at 800-848-7673 or 614-294-3376. We have a staff of application specialists to solve your unique needs.
3. Order online at BriskHeat.com - 24/7.

PAYMENT TERMS

Credit Card Options



Net 30 Option

Net 30 Terms are available to qualified companies. Please contact your Account Manager for additional details.

B00/BW0 XTREMEFLEX® STANDARD INSULATED CLOTH HEATING TAPES

Features & Benefits

- ▶ Excellent flexibility
- ▶ Rapid thermal response
- ▶ Suitable for non-conductive electrical surfaces only (i.e. glass)
- ▶ Choice of power leads on same end or opposite ends
- ▶ Includes high-temperature tie-downs for easy installation

Specifications

Maximum Exposure Temperature:

- Single Install: Up to 500°C (932°F)
- Removable/Reusable: Up to 300°C (572°F)

Construction:

- B00 series: fiberglass knitted and braided
- BW0 series: Samox® knitted and braided

Power Density:

- B00 series: 1,3 watts/cm² (8,6 watts/in²)
- BW0 series: 2,0 watts/cm² (13,1 watts/in²)

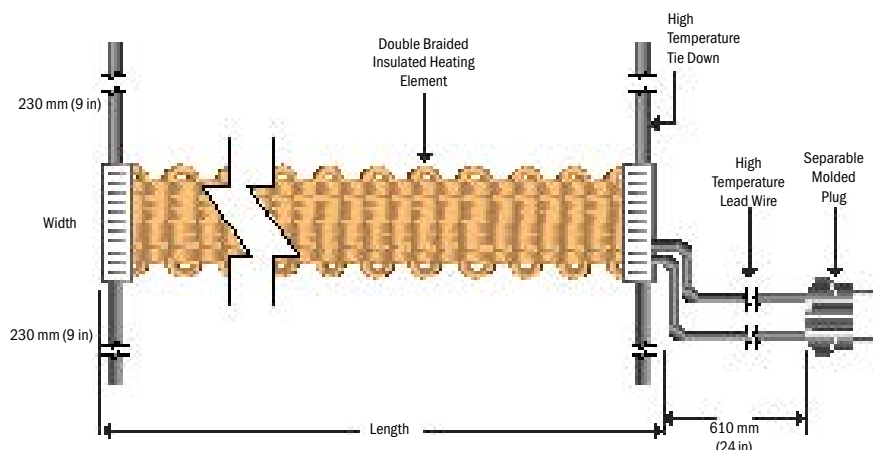
Voltage: 120 or 240 VAC

Minimum Bend Radius: 3 mm (0,13 in)

Power Leads: 0,6 m (2 ft) long with

- 120 VAC: Separable 2-prong plug
- 240 VAC: Bare wire leads

IP Rating: IP5X



Ordering Information

B00 Series – 1,3 watts/cm² (8,6 watts/in²) watt density

Power Leads on Same End

| Part No. 120 VAC | Part No. 240 VAC | Width mm (in) | Length m (ft) | Total Watts |
|---------------------|---------------------|------------------|------------------|----------------|
| B00051020L | B00052020L | 13 (0,5) | 0,6 (2) | 105 |
| B00051040L | B00052040L | | 1,2 (4) | 210 |
| B00051060L | B00052060L | | 1,8 (6) | 310 |
| B00051080L | B00052080L | | 2,4 (8) | 420 |
| B00051100L | B00052100L | | 3,1 (10) | 520 |
| B00101020L | B00102020L | 25 (1,0) | 0,6 (2) | 210 |
| B00101040L | B00102040L | | 1,2 (4) | 420 |
| B00101060L | B00102060L | | 1,8 (6) | 620 |
| B00101080L | B00102080L | | 2,4 (8) | 830 |
| N/A | B00102100L | | 3,1 (10) | 1045 |

BW0 Series – 2,0 watts/cm² (13,1 watts/in²) watt density

Power Leads on Same End

| Part No. 120 VAC | Part No. 240 VAC | Width mm (in) | Length m (ft) | Total Watts |
|---------------------|---------------------|------------------|------------------|----------------|
| BW0051020L | BW0052020L | 13 (0,5) | 0,6 (2) | 160 |
| BW0051040L | BW0052040L | | 1,2 (4) | 310 |
| BW0051060L | BW0052060L | | 1,8 (6) | 470 |
| BW0051080L | BW0052080L | | 2,4 (8) | 620 |
| N/A | BW0052100L | | 3,1 (10) | 780 |
| N/A | BW0052120L | 25 (1,0) | 3,7 (12) | 940 |
| BW0101020L | BW0102020L | | 0,6 (2) | 310 |
| BW0101040L | BW0102040L | | 1,2 (4) | 620 |
| N/A | BW0102060L | | 1,8 (6) | 940 |
| N/A | BW0102080L | | 2,4 (8) | 1250 |

Ordering option: For a single power lead on opposite ends, remove "L" from end of part number

IMPORTANT: Temperature controller is required for this product. See options starting on page 145.

BIH/BWH/BIH-G/BWH-D/BIHE SERIES XTREMEFLEX® HEAVY INSULATED CLOTH HEATING TAPES

Ordering Information

BIH Series: Non-Grounded 1,3 watts/cm² (8,6 watts/in²)

Single Install: Up to 500°C (932°F) Removable/Reusable: Up to 300°C (572°F) Power Leads on Same End

| Part No. 120 VAC | Part No. 240 VAC | Width mm (in) | Length m (ft) | Total Watts |
|---------------------|---------------------|------------------|------------------|----------------|
| BIH051020L | BIH052020L** | 13 (0,50) | 0,6 (2) | 105 |
| BIH051040L | BIH052040L** | | 1,2 (4) | 210 |
| BIH051060L | BIH052060L** | | 1,8 (6) | 310 |
| BIH051080L | BIH052080L** | | 2,4 (8) | 420 |
| BIH051100L | BIH052100L** | | 3,1 (10) | 520 |
| BIH051120L | BIH052120L** | | 3,7 (12) | 620 |
| BIH101010L | N/A | 25 (1,00) | 0,3 (1) | 105 |
| BIH101020L | BIH102020L** | | 0,6 (2) | 210 |
| BIH101040L | BIH102040L** | | 1,2 (4) | 420 |
| BIH101060L | BIH102060L** | | 1,8 (6) | 620 |
| BIH101080L | BIH102080L** | | 2,4 (8) | 830 |
| BIH101100L | BIH102100L** | | 3,1 (10) | 1040 |
| BIH171020L | BIH172020L* | 44 (1,75) | 0,6 (2) | 209 |
| BIH171040L | BIH172040L* | | 1,2 (4) | 418 |
| BIH171060L | BIH172060L* | | 1,8 (6) | 627 |
| BIH171080L | BIH172080L* | | 2,4 (8) | 836 |
| BIH171100L | BIH172100L* | | 3,1 (10) | 1045 |
| BIH251020L | BIH252020L* | 64 (2,50) | 0,6 (2) | 313 |
| BIH251040L | BIH252040L* | | 1,2 (4) | 627 |
| BIH251060L | BIH252060L* | | 1,8 (6) | 940 |
| BIH251080L | BIH252080L* | | 2,4 (8) | 1254 |
| BIH251100L | BIH252100L* | | 3,1 (10) | 1567 |
| BIH321020L | BIH322020L* | 83 (3,25) | 0,6 (2) | 418 |
| BIH321040L | BIH322040L* | | 1,2 (4) | 836 |
| BIH321060L | BIH322060L* | | 1,8 (6) | 1254 |
| BIH321080L* | BIH322080L* | | 2,4 (8) | 1672 |
| BIH321100L* | BIH322100L* | | 3,1 (10) | 2090 |

*Bare wire, plug not included

**Ferrule crimp wire termination

Ordering option: For a single power lead on opposite ends, remove "L" from end of part number. (BIH and BWH series)

BIH-G Series: Grounded

Up to 250°C (482°F)

| Part No. 120 VAC | Part No. 240 VAC | Width mm (in) | Length m (ft) | Total Watts |
|---------------------|---------------------|------------------|------------------|----------------|
| BIH101020LG | BIH102020LG | 25 (1,0) | 0,6 (2) | 230 |
| BIH101040LG | BIH102040LG | 25 (1,0) | 1,2 (4) | 230 |
| BIH101060LG | BIH102060LG | 25 (1,0) | 1,8 (6) | 690 |
| BIH101080LG | BIH102080LG | 25 (1,0) | 2,4 (8) | 920 |
| BIH101100LG | BIH102100LG | 25 (1,0) | 3,1 (10) | 1150 |



Suitable for Electrically Conductive Surfaces



BIH & BWH Series

BWH Series: Non-Grounded 2,0 watts/cm² (13,1 watts/in²)

Single Install: Up to 500°C (932°F) Removable/Reusable: Up to 300°C (572°F) Power Leads on Same End

| Part No. 120 VAC | Part No. 240 VAC | Width mm (in) | Length m (ft) | Total Watts |
|---------------------|---------------------|------------------|------------------|----------------|
| BWH051020L | BWH052020L** | 0,50 (13) | 0,6 (2) | 156 |
| BWH051040L | BWH052040L** | | 1,2 (4) | 313 |
| BWH051060L | BWH052060L** | | 1,8 (6) | 470 |
| BWH051080L | BWH052080L** | | 2,4 (8) | 627 |
| N/A | BWH052100L** | | 3,1 (10) | 783 |
| N/A | BWH052120L** | | 3,7 (12) | 940 |
| BWH101020L | BWH102020L** | 1,00 (25) | 0,6 (2) | 313 |
| BWH101040L | BWH102040L** | | 1,2 (4) | 627 |
| BWH101060L | BWH102060L** | | 1,8 (6) | 940 |
| BWH101080L | BWH102080L** | | 2,4 (8) | 1254 |
| N/A | BWH102100L** | | 3,1 (10) | 1570 |
| BWH171020L | BWH172020L* | 1,75 (44) | 0,6 (2) | 313 |
| BWH171040L | BWH172040L* | | 1,2 (4) | 627 |
| BWH171060L | BWH172060L* | | 1,8 (6) | 940 |
| BWH171080L | BWH172080L* | | 2,4 (8) | 1254 |
| BWH171100L | BWH172100L* | | 3,1 (10) | 1570 |
| BWH251020L | BWH252020L* | 2,50 (64) | 0,6 (2) | 470 |
| BWH251040L | BWH252040L* | | 1,2 (4) | 940 |
| BWH251060L | BWH252060L* | | 1,8 (6) | 1411 |
| BWH251080L* | BWH252080L* | | 2,4 (8) | 1881 |
| N/A | BWH252100L* | | 3,1 (10) | 2351 |
| BWH321020L | BWH322020L* | 3,25 (83) | 0,6 (2) | 627 |
| BWH321040L | BWH322040L* | | 1,2 (4) | 1254 |
| BWH321060L* | BWH322060L* | | 1,8 (6) | 1881 |
| BWH321080L* | BWH322080L* | | 2,4 (8) | 2508 |
| BWH321100L* | BWH322100L* | | 3,1 (10) | 3135 |



BIH-G Series – Grounded

IMPORTANT: Temperature controller is required for these products. See options starting on page 145.

Custom Sizes and Designs Available: Contact BriskHeat® or your local distributor for more information.

BIH/BWH/BIH-G/BWH-D/BIHE SERIES XTREMEFLEX® HEAVY INSULATED CLOTH HEATING TAPES



**Suitable for
Electrically
Conductive
Surfaces**

Ordering Information

BWH-D Series Dual Element

- Dual element for increased flexibility
- Single install:
Up to 500°C (932°F)
- Removable/Reusable:
Up to 300°C (572°F)



BWH-D Series — Dual Element

| Part No. 120 VAC | Part No. 240 VAC | Width mm (in) | Length m (ft) | Total Watts |
|---------------------|---------------------|------------------|------------------|----------------|
| BWH051020LD | BWH052020LD* | | 0,6 (2) | 156 |
| BWH051040LD | BWH052040LD* | | 1,2 (4) | 312 |
| BWH051060LD | BWH052060LD* | 13 (0,5) | 1,8 (6) | 468 |
| BWH051080LD | BWH052080LD* | | 2,4 (8) | 624 |
| BWH051100LD | BWH052100LD* | | 3,1 (10) | 780 |
| BWH101020LD | BWH102020LD* | | 0,6 (2) | 312 |
| BWH101040LD | BWH102040LD* | | 1,2 (4) | 624 |
| BWH101060LD | BWH102060LD* | 25 (1,0) | 1,8 (6) | 936 |
| BWH101080LD | BWH102080LD* | | 2,4 (8) | 1248 |

*Bare wire, plug not included

BIHE Series Grounded

- High temperature, extra-heavy insulated
- Single Install: Up to 760°C (1400°F)
- Removable/Reusable:
Up to 450°C (842°F)



BIHE Series — High Temperature, Grounded



| Part No. 3.8 watts/in² (0.6 watts/cm²) | Part No. 7.6 watts/in² (1.2 watts/cm²) | Part No. 12.7 watts/in² (2.0 watts/cm²) | Width mm (in) | Volts | Length m (ft) |
|--|--|---|------------------|-------|------------------|
| BIHE25210150L | BIHE25210300L | BIHE25210500L | | | 1,0 (3,3) |
| BIHE25215150L | BIHE25215300L | BIHE25215500L | | | 1,5 (4,9) |
| BIHE25220150L | BIHE25220300L | BIHE25220500L | | | 2,0 (6,6) |
| BIHE25225150L | BIHE25225300L | N/A | 1,0 (25) | 240 | 2,5 (8,2) |
| BIHE25230150L | BIHE25230300L | BIHE25230500L** | | | 3,0 (9,8) |
| BIHE25235150L | BIHE25235300L** | BIHE25235500L** | | | 3,5 (11,5) |

**Maximum exposure temperature up to 450°C (842°F)

IMPORTANT: Temperature controller is required for these products. See options starting on page 145.

Accessories

| Part No. | Description |
|----------|--|
| PSAT36A | Standard Fiberglass Tape Suitable for general purpose applications Size: 12 mm x 33 m (1/2 in x 36 yd) Silicone Adhesive Temp Limit: 204°C (400°F) |
| AAT2180 | High Temperature Aluminum Tape Designed for applications above 392°F (200°C) Size: 51 mm x 55 m (2 in x 180 ft) Silicone Adhesive w/Liner Temp Limit: 288°C (550°F) |



Custom Sizes and Designs Available: Contact BriskHeat® or your local distributor for more information.



Bundles that include a temperature controller and heater are available for a wide variety of heating tapes and cords. See options starting on page 145.

RH PLASTIC BENDING STRIP HEATERS

Features & Benefits

- ▶ Heating element used for plastic acrylic bending applications
- ▶ Provides radiant line of heat for controlled bending
- ▶ Multi-stranded resistance wire heating element provides exceptional flexibility and durability
- ▶ Quickly softens acrylic and plastic sheets for easy bending
- ▶ Ideal for plastic photo frames, sneeze guards, arts and crafts, custom workshop fabricating, and more
- ▶ Radiant heat — heater never comes in contact with plastic
- ▶ Easy-to-use — designed for production use and for hobbyists

Specifications

Maximum Application Temperature: Up to 482°C (900°F)

Construction: Fiberglass knitted and braided

Power Density: 1,3 watts/cm² (8,6 watts/in²)

Voltage: 120 VAC

Minimum Bend Radius: 3 mm (0,13 in)

Power Leads: 0,6 m (2 ft) long with separable 2-prong plug

IP Rating: IP5X

NOTE: Suitable for non-conductive surfaces only



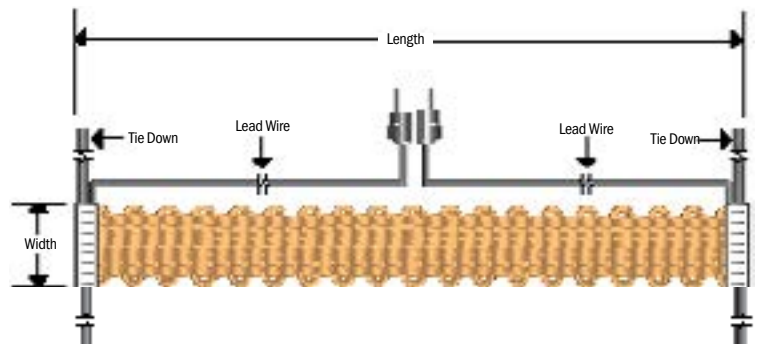
Ordering Information

RH Series — Plastic Bending Strip Heaters

Includes heating element and instructions for building a complete plastic bending set-up. Other materials are required.

| Part No. 120 VAC | Width mm (in) | Length m (ft) | Total Watts |
|---------------------|------------------|------------------|----------------|
| RH24 | | 0,6 (2) | 105 |
| RH36 | 13 (0,5) | 0,9 (3) | 157 |
| RH48 | | 1,2 (4) | 209 |

Custom Sizes and Designs Available: Contact BriskHeat® or your local distributor for more information.



Recommended Controllers

Temperature controller or close supervision is required for safe operation.



TPO Portable Time Percentage Controller
— See page 179 for more details.



SDC Digital Benchtop On/Off Controller — See page 161 for more details.



NEW LYNX® PID Temperature Control Sets —
See page 155 for more details.

HTC/HWC/HTCE XTREMEFLEX® HEATING CORDS

Features & Benefits

- ▶ Designed for use on small tubes, vessels, or any application where space is limited
- ▶ Exceptional flexibility — can be wrapped around objects as small as 3 mm (1/8 in) diameter
- ▶ Rapid thermal response
- ▶ Grounded and non-grounded models
- ▶ Includes high-temperature tie downs for easy installation
- ▶ Versatile — Can wrap around and heat a wide range of objects — laboratory apparatus, glassware, pipes, weldments, etc.
- ▶ Solves a wide range of applications — examples include viscosity control, laboratory, temperature maintenance, and melting of solids
- ▶ Easy-to-use
- ▶ Suitable for high temperatures



Suitable for
Electrically
Conductive
Surfaces



HTCE Series — High-temperature grounded, CE approved



HTC Series



HWC Series

NEW!



All Heating Cords

Specifications

| Series | Type | Maximum Exposure Temperature | Construction | Heater Diameter mm (in) | Watt Density watts/m (watts/ft) | Minimum Bend Radius mm (in) | IP Rating | Grounded | Lead Length m (ft) | Plug Type |
|--------|---|---|--------------|-------------------------|---------------------------------|-----------------------------|-----------|----------|---------------------|---|
| HTC | Non-grounded | Single Install: Up to 500°C (932°F) Removable/Reusable: Up to 300°C (572°F) | Fiberglass | 4,8 (0,19) | 68 (21) | 3 (0,125) | IP50 | | 0,6 (2) | 120 VAC: Separable 2-prong plug 240 VAC: Crimped ferrule leads |
| HWC | Non-grounded, high-watt density | Single Install: Up to 500°C (932°F) Removable/Reusable: Up to 300°C (572°F) | Samox® | 4,8 (0,19) | 196 (60) | 3 (0,125) | IP50 | | 0,6 to 1,8 (2 to 6) | 120 VAC: Separable 2-prong plug 240 VAC: Crimped ferrule leads |
| HTCE | High temperature, grounded CE approved | Single Install: Up to 760°C (1400°F) Removable/Reusable: Up to 450°C (842°F) | Samox® | 6,6 (0,26) | 60 (18) | 4,7 (0,19) | IP50 | ✓ | 1,5 (5) | Crimp ferrule leads |

HTC/HWC/HTCE XTREMEFLEX® HEATING CORDS

Ordering Information

HTC Series: 68 watts/m (21 watts/ft)

| Part No. 120 VAC | Part No. 240 VAC | Cord Length m (ft) | Total Watts | Lead Length m (ft) |
|---------------------|---------------------|-----------------------|-------------|-----------------------|
| HTC451007 | N/A | 0,15 (0,5) | 17 | 0,6 (2) |
| HTC451006 | N/A | 0,3 (1) | 22 | 0,6 (2) |
| HTC451005 | N/A | 0,6 (2) | 43 | 0,6 (2) |
| HTC451001 | N/A | 0,9 (3) | 64 | 0,6 (2) |
| HTC451008 | N/A | 1,2 (4) | 82 | 0,6 (2) |
| HTC451002 | HTC452002 | 1,8 (6) | 135 | 0,6 (2) |
| HTC451009 | N/A | 2,4 (8) | 170 | 0,6 (2) |
| HTC451003 | HTC452003 | 3,7 (12) | 260 | 0,6 (2) |

HWC Series: 196 watts/m (60 watts/ft)

| Part No. 120 VAC | Part No. 240 VAC | Cord Length m (ft) | Total Watts | Lead Length m (ft) |
|---------------------|---------------------|-----------------------|-------------|-----------------------|
| HWC1040 | N/A | 1,2 (4) | 266 | 0,6 (2) |
| HWC1060 | N/A | 1,8 (6) | 350 | 0,6 (2) |
| HWC1120 | HWC2120 | 3,7 (12) | 750 | 1,8 (6) |
| HWC1180 | HWC2180 | 5,5 (18) | 1000 | 1,8 (6) |
| HWC1240 | HWC2240 | 7,3 (24) | 1440 | 1,8 (6) |

HTCE Series: High temperature, Grounded, CE approved

60 watts/m (18 watts/ft)

| Part No. 240 VAC | Cord Length m (ft) | Total Watts |
|---------------------|-----------------------|-------------|
| HTCE225060L | 2,5 (8,2) | 150 |
| HTCE230060L | 3 (9,8) | 180 |
| HTCE235060L | 3,5 (11,5) | 210 |

120 watts/m (37 watts/ft)

| Part No. 240 VAC | Cord Length m (ft) | Total Watts |
|---------------------|-----------------------|-------------|
| HTCE220120L | 2 (6,6) | 240 |
| HTCE225120L | 2,5 (8,2) | 300 |
| HTCE230120L | 3 (9,8) | 360 |
| HTCE235120L | 3,5 (11,5) | 420 |

NEW!

Accessories

| Part No. | Description |
|----------|--|
| PSAT36A | Standard Fiberglass Tape Suitable for general purpose applications Size: 12 mm x 33 m (1/2 in x 36 yd) Silicone Adhesive Temp Limit: 204°C (400°F) |
| AAT2180 | High Temperature Aluminum Tape Designed for applications above 200°C (392°F) Size: 51 mm x 55 m (2 in x 180 ft) Silicone Adhesive w/Liner Temp Limit: 288°C (550°F) |



IMPORTANT: Temperature controller is required for these products. See options starting on page 145.

Custom Sizes and Designs Available: Contact BriskHeat® or your local distributor for more information.

TEMPERATURE CONTROLLERS & ACCESSORIES FOR HEATING TAPES

Temperature Controllers

SDX Digital PID Benchtop Temperature Controller



- Advanced PID control
- Plug & play
- More information on page 160

SDC/SDCE Digital On/Off Benchtop Temperature Controller



- On/off control
- Plug & play
- More information starting on page 161

LYNX Temperature Control Sets



- Compact PID controller
- Can be used individually or linked together as a system
- Plug & play
- More information on page 155

TPO Time Percentage Dial Controller



- Adjusts the proportion of time a heater is on or off
- Plug & play
- More information on page 179

Full selection of temperature controllers starting on page 145.

Adhesive Tape

Provides intimate contact with surface to be heated.
A heating tape essential!



| Part No. | Description |
|----------------|---|
| PSAT36A | Standard Fiberglass Tape Suitable for general purpose applications Size: 13 mm x 38 m (0,5 in x 108 ft) Temp Limit: 200°C (392°F) |
| AAT25 | Standard Aluminum Tape Suitable for general purpose applications Size: 64 mm x 55 m (2,5 in x 180 ft) Acrylic Adhesive w/Liner Temp Limit: 152°C (305°F) NEW! |
| AAT260 | Extra-Strength Aluminum Tape Enhanced Durability and Adhesion for More Rigorous Applications Size: 51 mm x 55 m (2 in x 180 ft) Acrylic Adhesive Temp Limit: 149°C (300°F) |
| AAT2180 | High Temperature Aluminum Tape Designed for applications above 200°C (392°F) Size: 51 mm x 55 m (2 in x 180 ft) Silicone Adhesive w/Liner Temp Limit: 288°C (550°F) |

NOTE: Tape with acrylic adhesive should not be used with silicone heaters.

Power Plugs

Choose a power plug for your heater that mates with your temperature control device.
Complete selection found on page 180

| Part No. | Description | Voltage (VAC) | Amps | |
|------------------|--|---------------|--------------|--|
| 10113 | NEMA 5-15P 2 pin, 3 wire (grounded) | 125 | 15 | |
| 10478 | NEMA 6-15P 2 pin, 3 wire (grounded) | 250 | 15 | |
| 20978-03M | 3 position Harting HAN Q2/0 | 600 | 15 | |
| 11670-04 | IEC 14 2 pin, 3 wire | 125/250 | 10 @ 250 VAC | |
| 41289-05 | Schuko CEE 7/7 2 pin, 3 wire | 250 | 15 | |
| 41289-02 | UK Type G 2 pin, 3 wire | 250 | 15 | |

Custom Sizes and Designs Available: Contact BriskHeat® or your local distributor for more information.

“ Edwards Fiberglass Inc. has had the pleasure to work with BriskHeat for at least the last 15 years. Briskheat has shown exceptional knowledge in their products, availability when needed, and pricing is very competitive. BriskHeat also stands behind their product 100%. ”

~ Shane Edwards
President/CEO of Edwards Fiberglass

SILICONE & SPECIALTY **HEATING** BLANKETS

































BriskHeat

HEATING BLANKET SELECTION GUIDE

| Heat Blanket Series | Voltage | Power Density | Standard Power Cord/Leads | Nominal Thickness |
|--|------------------------------|--|--|--|
| SRL/SRP | 120, 208, 240, 277, 480, 600 | SRL: 0,39W/cm ² (2,5 W/in ²) SRP: 0,19 W/cm ² (1,25 W/in ²) | 122 cm (48 in) silicone power cord, bare wire, grounded | 4,8 mm (3/16 in) |
| SRL-ADJ/SRP-ADJ (inc. adjustable thermostat) | 120, 240 | SRL: 0,39W/cm ² (2,5 W/in ²) SRP: 0,19 W/cm ² (1,25 W/in ²) | 1,8 m (6 ft) silicone power cord, 120V 3-prong plug, grounded, NEMA 5-15 Plug, 240V - crimped ferrule lead | 4,8 mm (3/16 in) |
| SRM-ADJ/SRM-ADJB (inc. adjustable thermostat) | 120, 240 | 0,39 W/cm ² (2,5 W/in ²) | 1,8 m (6 ft) silicone power cord, bare wire on ADJ, NEMA 5-15 plug on ADJB, grounded | 4,8 mm (3/16 in) |
| SRW | 120, 240 | 0,78 W/cm ² (5 W/in ²) | 25 cm (10 in) PFA extruded 22 AWG, bare wire, ungrounded | 1,5 mm (0,06 in) |
| SRX | 120, 240 or 12 or 24 VDC | 0,39 W/cm ² (2,5 W/in ²) | 30 cm (12 in) silicone power cord, bare wire, grounded; conduit connection | 4,8 mm (3/16 in) |
| SR | 120, 240 | 0,78 W/cm ² (5 W/in ²) | 1,8 m (6 ft) silicone power cord, optional plug, ungrounded | 6,3 mm (1/4 in) |
| FGH | 120, 240 | 1,1 W/cm ² (7 W/in ²) | 1,8 m (6 ft) fiberglass power cord, bare wire or choice of plug, ungrounded | 25,4 mm (1 in) |
| SXH | 120, 240 | 2,0 W/cm ² (13 W/in ²) | 1,8 m (6 ft) fiberglass power cord, bare wire or choice of plug, ungrounded | 25,4 mm (1 in) |
| Etched Foil | As specified | Up to 7,7 W/cm ² (50 W/in ²) | Various cord materials, weld pads, or contacts | Polyimide film: 0,15 mm (0,006 in) Silicone rubber: 0,03 in (0,76 mm) |
| Aluminum Foil | 120, 240 | 0,47 W/cm ² (3 W/in ²) | 46 cm (18 in) fiberglass, with bare wire | 4,7 mm (0,19 in) |

Custom options available, BriskHeat can design a heater for your application. See page 95 for details.

HEATING BLANKET SELECTION GUIDE

| IP Rating | Maximum Application Temperature | Exposure Temperature | Agency Approvals | Available Options (custom sizes almost always available) | Page No. |
|--------------------------|---|--|--|---|----------|
| IP56 | 232°C (450°F) | -51°C to 232°C (-60°F to 450°F) |  (up to 358°F (181°C))   | Pressure-sensitive adhesive; holes/cutouts; thermostats/high-limits; insulation | 84 |
| IP54 | SRL: 218°C (425°F) SRP: 71°C (160°F) | -51°C to 232°C (-60°F to 450°F) |  (up to 358°F (181°C))   | Pressure-sensitive adhesive; holes/cutouts; thermostats/high-limits; insulation | 86 |
| IP54 | 71°C (160°F) | -51°C to 200°C (-60°F to 392°F) |     (cCSAus and CE on ADJ versions only) | Pressure-sensitive adhesive; holes/cutouts; thermostats/high-limits; insulation | 87 |
| - | 232°C (450°F) | -51°C to 232°C (-60°F to 450°F) |  (without thermostat or ground mesh)   | Pressure-sensitive adhesive; holes/cutouts; thermostats/high-limit; grounded; insulation | 88 |
| IP54 | T3: 144°C (292°F) T4A: 70°C (158°F) | -51°C to 204°C (-60°F to 400°F) |  <small>IPFV55</small> <small>(CID2 Gr A, B, C, D; CID2 Gr F, G)</small>    | Pressure-sensitive adhesive; holes/cutouts; thermostats/high-limits; insulation | 90 |
| IP54 | 232°C (450°F) | -51°C to 232°C (-60°F to 450°F) |  depends on plug   | Pressure-sensitive adhesive; holes/cutouts; built-in thermocouples | 91 |
| - | 427°C (800°F) | 427°C (800°F) |  depends on plug   | Choice of power plugs; plug options compatible with competitors products | 96 |
| - | 593°C (1100°F) | 593°C (1100°F) |  depends on plug   | Choice of power plugs; plug options compatible with competitors products | 96 |
| IP50 (IP65 available) | Polyimide film: 260°C (500°F) Silicone rubber: 200°C (392°F) | -57°C (-70°F) to max application temperature |   <small>(upon request)</small> | Pressure-sensitive adhesive; integrated components; multi-zone and distributive wattage; other base materials (silicone, polyester, mica) | 97 |
| IP50 (IP65 available) | 149°C (300°F) | -40°C (-40°F) to 149°C (300°F) |   | Pressure-sensitive adhesive; semi-rigid aluminum backing plate (0,6 mm (0,025 in) thick) | 98 |

INTRODUCTION TO HEATING BLANKETS

Many industrial heating applications require heaters with the ability to resist moisture, chemicals, and abusive environments. These same applications also require rapid heat up, steady temperature maintenance, and uniform heat distribution. For conditions such as these, BriskHeat® Silicone Rubber Heating Blankets are the best products available. Cloth heating blankets are used for higher temperature applications where moisture resistance is not a concern.

Uniform Heat Distribution

- Silicone rubber up to 232°C (450°F)
- Cloth up to 593°C (1100°F)

Suitable for a Large Range of Environments

- Moisture and chemical resistant options
- Hazardous-area-approved model option

Exceptional Durability

- Multi-stranded resistance wire
- Industrial strength silicone rubber

Variety of Standard Sizes and Custom Options

- Laser cut accurate holes and cutouts
- Built-in thermostats
- Large selection of plugs

See page 94 for more custom options.

Special Purpose Heating Blankets

- Aluminum foil heaters are a low-cost alternative to silicone. Many of the same features are available.
- Etched foil heaters are ideal for OEM applications, offer watt densities up to 7,7 W/cm² (50 W/in²) and thicknesses as thin as 0,15 mm (0,006 in).

Wide Range of Applications

- Viscosity and temperature control
- Freeze protection
- Storage tanks
- Hoppers
- Enclosures/control panels
- Silos
- Conveyors
- Presses
- Vats
- Tank trucks
- Low-temperature ovens
- Battery warming
- Medical device heating
- Composite curing



**Moisture
& Chemical
Resistant**



EXAMPLES OF SILICONE RUBBER HEATING BLANKET APPLICATIONS



Storage Tanks

Viscosity control and freeze protection for: Petroleum products, caustic liquids, water, molasses, most stored liquids



Tank Trucks

Freeze protection and viscosity control for: Milks, asphalts, molasses, most transported liquids



Low-Temperature Ovens

Process temperature control for: Curing, shrinking, baking



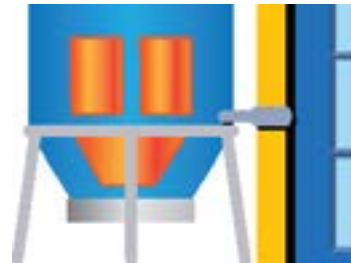
Process Vats and Dip Tanks

Heat raising and maintenance for: Plating, degreasing, rinsing



Melt Pots

Viscosity and temperature control for: Waxes, adhesives, coatings, gums



Dust Collectors

Condensation control for: Sawdust, sands, grains, particulates




Conveyors

Freeze protection for: Coal, ash, gravel



Water and Feed Troughs

Freeze protection for: Water, livestock feeds



Hoppers

Freeze protection for: Coal, ash, gravel



IBC/TOTE Tank

Viscosity control and freeze protection for: Petroleum products, caustic liquids, water, molasses, most stored liquids

Plus, thousands of other solutions.

SRL/SRP HEAVY-DUTY SILICONE RUBBER HEATING BLANKETS

Moisture
& Chemical
Resistant

Features & Benefits

- ▶ Easy-to-apply industrial strength pressure-sensitive adhesive backing option
- ▶ Optional, high-limit safety thermostat to protect heater and contents being heated
- ▶ Exceptional durability, and suitable for a large range of surfaces like tanks, hoppers, conveyors, silos, etc.
- ▶ Moisture, chemical, and radiation resistant
- ▶ Heating element is laminated between two layers of 20 mil fiberglass reinforced silicone rubber for extra strength

Specifications**Power Density:**

- SRL Series: 0,39 W/cm² (2,50 W/in²)* for metal surfaces
- SRP Series: 0,19 W/cm² (1,25 W/in²) for plastic surfaces

Voltage: 120 VAC to 600 VAC single phase

Exposure Temperature: -51 °C to 232 °C (-60 °F to 450 °F)

Nominal Thickness: 4,8 mm (3/16 in)

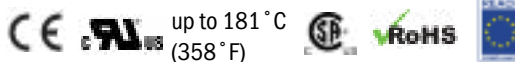
Bend Radius: 51-76 mm (2-3 in)

Dielectric Strength: Over 2000 volts

Silicone Rubber Density: 1560 g/m² (46 oz/yd²)

Power Cord: 1219 mm (48 in) high-temperature silicone cord

IP Rating: IP56



*Consult factory if SRL series will be used on a plastic surface.

SRL/SRP HEAVY-DUTY SILICONE RUBBER HEATING BLANKETS

Ordering Information

Standard Sizes and Wattages

| Size | | Total Watts | |
|---------------|----------------|---|--|
| Width mm (in) | Length mm (in) | SRL Series: 0,39 W/cm ² (2,5 watts/in ²) | SRP Series: 0,19 W/cm ² (1,25 watts/in ²) |
| 152 (6) | 305 (12) | 180 | 90 |
| 152 (6) | 610 (24) | 360 | 180 |
| 152 (6) | 914 (36) | 540 | 270 |
| 305 (12) | 305 (12) | 360 | 180 |
| 305 (12) | 610 (24) | 720 | 360 |
| 305 (12) | 914 (36) | 1080 | 540 |
| 457 (18) | 457 (18) | 810 | 405 |
| 457 (18) | 914 (36) | 1620 | 810 |
| 610 (24) | 610 (24) | 1440 | 720 |
| 610 (24) | 914 (36) | 2160 | 1080 |

Note: Plug not included.

About High-Limit Safety Thermostat

BriskHeat® offers an optional high-limit safety thermostat to protect both the heater and the product being heated from damage if the main controlling device fails.

New Custom Shapes Option

Custom sizes and designs available: Contact BriskHeat® or your local distributor for more information.

Part Number Matrix

| SRL | 06 | 12 | 1 | P | H150 | -096 |
|-----|----|----|---|---|------|------|
|-----|----|----|---|---|------|------|

Product Series:

SRL - (2.5 W/in²)
SRP - (1.25 W/in²)

Width (inches):

Length (inches):

Voltage:

1 - (120 V), 2 - (240 V), 3 - (277 V),
4 - (480 V), 5 - (208 V), 6 - (600 V)

Pressure Sensitive Adhesive:

P - (with PSA), Blank - (without PSA)

High-Limit Safety Thermostat Option:

H150 - (66°C/150°F) [recommended for plastic surfaces]

H450 - (232°C/450°F) [recommended for metal or temperature resistant surfaces]

Blank - no high-limit


Lead Length Adjustment Option:

Additional lead lengths in 6 in increments

Example: 096 - (96 in), blank - (standard 48 in)

Accessories

| Part No. | Description |
|----------|---|
| PSAT36A | Standard Fiberglass Tape Suitable for general purpose applications Size: 13 mm x 38 m (0,5 in x 108 ft) Silicone adhesive Temp Limit: 200°C (392°F) |
| | |
| AAT2180 | High Temperature Aluminum Tape Designed for applications above 200°C (392°F) Size: 51 mm x 55 m (2 in x 180 ft) Silicone Adhesive w/Liner Temp Limit: 288°C (550°F) |



IMPORTANT: Temperature controller is required for this product. See options starting on page 145.

SRL/SRP/SRM HEAVY-DUTY SILICONE RUBBER HEATING BLANKETS WITH CONTROL**NEW
OPTIONS****Moisture
& Chemical
Resistant****Plug & Play****Features & Benefits**

- ▶ Easy-to-apply industrial strength pressure-sensitive adhesive backing option
- ▶ Heating element is laminated between two layers of 20 mil fiberglass-reinforced silicone rubber
- ▶ Built-in temperature control for plug-and-play operation
- ▶ 360° grounded heating element for enhanced safety
- ▶ Exceptional durability for a wide range of industrial uses
- ▶ Moisture, chemical, and radiation resistant



(See ordering options for details)

Specifications**Power Density:**

- SRL Series: 0,39 W/cm² (2,50 W/in²)* for metal surfaces
- SRP Series: 0,19 W/cm² (1,25 W/in²) for plastic surfaces
- SRM Series: 0,39 W/cm² (2,50 W/in²) for metal surfaces

Adjustable Thermostat:

- SRL Series: Up to 218°C (425°F)[†]
- SRP Series: Up to 71°C (160°F)[†]
- SRM Series: Up to 71°C (160°F)[†]

Voltage: 120 or 240 VAC single phase**Exposure Temperature:**

- SRL Series: -51°C to 232°C (-60°F to 450°F)
- SRP Series: -51°C to 232°C (-60°F to 450°F)
- SRM Series: -51°C to 232°C (-60°F to 450°F)


Nominal Thickness: 4,8 mm (3/16 in)**Dielectric Strength:** Over 2000 volts**Silicone Rubber Density:** 1560 g/m² (46,0 oz/yd²)**Bend Radius:** 51-76 mm (2-3 in)**Power Cord:** 1,8 m (6 ft) long

- 120 VAC with standard 3-prong plug (NEMA 5-15)
- 240 VAC with standard 3-prong plug (NEMA 6-15)

* Consult factory if SRL series will be used on a plastic surface.

[†] If precise temperature control is required for your application, please contact BriskHeat or your local distributor for application assistance and product solutions.

SRL/SRP/SRM HEAVY-DUTY SILICONE RUBBER HEATING BLANKETS WITH CONTROL



Ordering Information Standard Sizes and Wattages

| Size | | Total Watts | | |
|------------------|-------------------|--|---|--|
| Width mm (in) | Length mm (in) | SRL Series 0,39 watts/cm ² (2,5 watts/in ²) | SRP Series 0,19 watts/cm ² (1,25 watts/in ²) | SRM Series 0,39 watts/mm ² (2,5 watts/in ²) |
| 152 (6) | 305 (12) | 180 | 90 | 180 |
| 152 (6) | 610 (24) | 360 | 180 | 360 |
| 152 (6) | 914 (36) | 540 | 270 | 540 |
| 305 (12) | 305 (12) | 360 | 180 | 360 |
| 305 (12) | 610 (24) | 720 | 360 | 720 |
| 305 (12) | 914 (36) | 1080 | 540 | 1080 |
| 457 (18) | 457 (18) | 810 | 405 | 810 |
| 457 (18) | 914 (36) | 1472* | 810 | 1472* |
| 610 (24) | 610 (24) | 1440 | 720 | 1440 |
| 610 (24) | 914 (36) | N/A | 1080 | 1440 |

*2.27 W/in² (0.0035 W/mm²)

Part Number Matrix

| SRL/SRP/SRM | 06 | 12 | 1 | P | ADJB |
|-------------|----|----|---|---|------|
|-------------|----|----|---|---|------|

Product Series:

SRP - (1,25 W/in²), SRL - (2,5 W/in²), SRM - (2,5 W/in²)

Width (inches):

Length (inches):

Voltage:

1 - (120 V), 2 - (240 V)

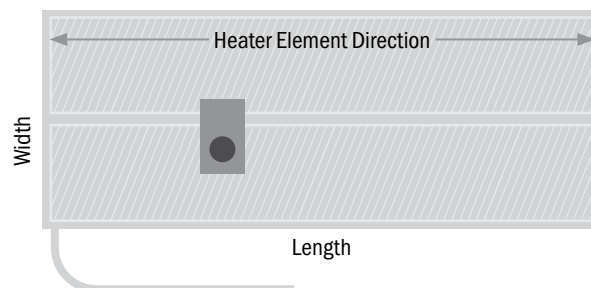
Pressure Sensitive Adhesive:

P - (with PSA), Blank - (without PSA)

Ordering Options:


ADJB - With NEMA 5-15 Plug

ADJ - No Plug, Ferrule Crimped Wire Terminations (CSA and CE Approved)



Accessories

| Part No. | Description |
|----------------|--|
| AAT260 | Extra-Strength Aluminum Tape Enhanced Durability and Adhesion for More Rigorous Applications Size: 51 mm x 55 m (2 in x 180 ft) Acrylic Adhesive Temp Limit: 149°C (300°F) |
| AAT2180 | High-Temperature Aluminum Tape Designed for applications above 200°C (392°F) Size: 51 mm x 55 m (2 in x 180 ft) Silicone Adhesive w/Liner Temp Limit: 288°C (550°F) |



Ideal for

- Tanks
- Vessels
- Hoppers
- Silos
- Conveyors
- Vats
- Any large surface

Custom sizes and designs available: Contact BriskHeat® or your local distributor for more information.

800-848-7673 | 614-294-3376 | BriskHeat.com | bhtsales1@briskheat.com

SRW STANDARD-DUTY SILICONE RUBBER HEATING BLANKETS

Features & Benefits

- ▶ Economical solution
- ▶ Thin, low-profile design
- ▶ Good flexibility
- ▶ Heating element laminated between two layers of fiberglass-reinforced silicone rubber
- ▶ Suitable for a large range of surfaces like tanks, hoppers, conveyers, silos, vessels, etc.
- ▶ Moisture resistant



Moisture
Resistant



Specifications

Power Density: 0,78 W/cm² (5,0 W/in²)

Voltage: 120 or 240 VAC

Wattage: +5%/-10%

Exposure Temperature: -51°C to 232°C (-60°F to 450°F)

Nominal Thickness: 1,5 mm (0,06 in)

Minimum Bend Radius: 89 mm (3,5 in)

Power Leads: 25 cm (10 in) PFA extruded 22 AWG leads with bare wire (no plug); Other lengths offered.

Built-in Preset (on/off) Thermostat Options*:

- -2°C/13°C (28°F/55°F)
- 28°C/43°C (82°F/109°F)
- 64°C/79°C (147°F/174°F)
- 78°C/90°C (172°F/194°F)
- 135°C/150°C (275°F/302°F)

Built-in Adjustable Thermostat Options*:

Adjustable from -4°C to 166°C (25°F to 330°F)



Custom Options

Power Density: 0,08 W/cm² to 3,9 W/cm²
(0,5 W/in² to 25 W/in²)

Voltage: 120 or 240 VAC (12 VDC to 480 custom)

Lead Terminations: Insulated terminals, standard plugs, mini connectors, twist lock plugs, bare wire

Lead Protection: Heat shrink, silicone sleeve, SS braid, SS conduit

Mounting: Easy-to-apply industrial strength pressure sensitive adhesive backing, boot hooks and lace, D-rings, springs and grommets, snap fasteners, high-temp rubber rings, hook and loop (like Velcro®)

Insulation: Closed cell silicone rubber sponge bonded to the heater for added efficiency: 1,6, 3,2, 6,4, 9,5, 12,7 mm (1/16, 1/8, 1/4, or 1/2 in) Rated to 232°C (450°F)

Custom Configurations

- Holes and cutouts
- Unique shapes and sizes
- Lead exit locations
- Built-in thermocouples
- Ground braid mesh*
- Dual voltage
- Three-phase
- Lead caps

* SRW blankets with thermostats or ground mesh are not UL recognized.

SRW STANDARD-DUTY SILICONE RUBBER HEATING BLANKETS**Ordering Information**

| 120 VAC | 240 VAC | Width mm (in) | Length mm (in) | Watts | 120 VAC | 240 VAC | Width mm (in) | Length mm (in) | Watts |
|----------------------|----------------------|------------------|-------------------|-------|----------------------|----------------------|------------------|-------------------|-------|
| SRW010-030A010A00-UR | N/A | 25 (1) | 76 (3) | 15 | SRW030-350A010A00-UR | N/A | 76 (3) | 889 (35) | 525 |
| SRW010-040A010A00-UR | N/A | 25 (1) | 102 (4) | 20 | SRW030-400A010A00-UR | SRW030-400D010A00-UR | 76 (3) | 1016 (40) | 600 |
| SRW010-050A010A00-UR | N/A | 25 (1) | 127 (5) | 25 | SRW040-040A010A00-UR | N/A | 102 (4) | 102 (4) | 80 |
| SRW010-100A010A00-UR | SRW010-100B010A00-UR | 25 (1) | 254 (10) | 50 | SRW040-050A010A00-UR | SRW040-050B010A00-UR | 102 (4) | 127 (5) | 100 |
| SRW010-150A010A00-UR | SRW010-150B010A00-UR | 25 (1) | 381 (15) | 75 | SRW040-100A010A00-UR | SRW040-100B010A00-UR | 102 (4) | 254 (10) | 200 |
| SRW010-200A010A00-UR | SRW010-200B010A00-UR | 25 (1) | 508 (20) | 100 | SRW040-150A010A00-UR | SRW040-150B010A00-UR | 102 (4) | 381 (15) | 300 |
| SRW010-250A010A00-UR | SRW010-250B010A00-UR | 25 (1) | 635 (25) | 125 | SRW040-200A010A00-UR | SRW040-200B010A00-UR | 102 (4) | 508 (20) | 400 |
| SRW010-300A010A00-UR | SRW010-300B010A00-UR | 25 (1) | 762 (30) | 150 | SRW040-250A010A00-UR | SRW040-250E010A00-UR | 102 (4) | 635 (25) | 500 |
| SRW010-350A010A00-UR | SRW010-350B010A00-UR | 25 (1) | 889 (35) | 175 | SRW040-300A010A00-UR | SRW040-300C010A00-UR | 102 (4) | 762 (30) | 600 |
| SRW010-400A010A00-UR | SRW010-400B010A00-UR | 25 (1) | 1016 (40) | 200 | SRW040-350A010A00-UR | SRW040-350C010A00-UR | 102 (4) | 889 (35) | 700 |
| SRW010-800A010A00-UR | N/A | 25 (1) | 2032 (80) | 400 | SRW040-400A010A00-UR | N/A | 102 (4) | 1016 (40) | 800 |
| SRW020-020A010A00-UR | N/A | 51 (2) | 51 (2) | 20 | SRW050-050A010A00-UR | SRW050-050B010A00-UR | 127 (5) | 127 (5) | 125 |
| SRW020-050A010A00-UR | SRW020-050B010A00-UR | 51 (2) | 127 (5) | 50 | SRW050-100A010A00-UR | SRW050-100B010A00-UR | 127 (5) | 254 (10) | 250 |
| SRW020-100A010A00-UR | SRW020-100B010A00-UR | 51 (2) | 254 (10) | 100 | SRW050-150A010A00-UR | SRW050-150B010A00-UR | 127 (5) | 381 (15) | 375 |
| SRW020-150A010A00-UR | SRW020-150B010A00-UR | 51 (2) | 381 (15) | 150 | SRW050-200A010A00-UR | SRW050-200B010A00-UR | 127 (5) | 508 (20) | 500 |
| SRW020-200A010A00-UR | SRW020-200B010A00-UR | 51 (2) | 508 (20) | 200 | SRW050-250A010A00-UR | SRW050-250C010A00-UR | 127 (5) | 635 (25) | 625 |
| SRW020-250A010A00-UR | SRW020-250C010A00-UR | 51 (2) | 508 (20) | 250 | SRW050-300A010A00-UR | SRW050-300E010A00-UR | 127 (5) | 762 (30) | 750 |
| SRW020-300A010A00-UR | SRW020-300F010A00-UR | 51 (2) | 762 (30) | 300 | SRW050-350A010A00-UR | SRW050-350C010A00-UR | 127 (5) | 889 (35) | 875 |
| SRW020-350A010A00-UR | N/A | 51 (2) | 889 (35) | 350 | SRW050-400A010A00-UR | SRW050-400C010A00-UR | 127 (5) | 1016 (40) | 1000 |
| SRW020-400A010A00-UR | N/A | 51 (2) | 1016 (40) | 400 | SRW060-050A010A00-UR | SRW060-050B010A00-UR | 152 (6) | 127 (5) | 150 |
| SRW030-030A010A00-UR | N/A | 76 (3) | 76 (3) | 45 | SRW060-100A010A00-UR | SRW060-100B010A00-UR | 152 (6) | 254 (10) | 300 |
| SRW030-050A010A00-UR | SRW030-050B010A00-UR | 76 (3) | 127 (5) | 75 | SRW060-150A010A00-UR | SRW060-150B010A00-UR | 152 (6) | 381 (15) | 450 |
| SRW030-100A010A00-UR | SRW030-100B010A00-UR | 76 (3) | 254 (10) | 150 | SRW060-200A010A00-UR | SRW060-200B010A00-UR | 152 (6) | 508 (20) | 600 |
| SRW030-150A010A00-UR | SRW030-150B010A00-UR | 76 (3) | 381 (15) | 225 | SRW060-250A010A00-UR | N/A | 152 (6) | 635 (25) | 750 |
| SRW030-200A010A00-UR | SRW030-200B010A00-UR | 76 (3) | 508 (20) | 300 | SRW060-300A010A00-UR | N/A | 152 (6) | 762 (30) | 900 |
| SRW030-250A010A00-UR | N/A | 76 (3) | 635 (25) | 375 | SRW060-350A010A00-UR | SRW060-350D010A00-UR | 152 (6) | 889 (35) | 1050 |
| SRW030-300A010A00-UR | SRW030-300C010A00-UR | 76 (3) | 762 (30) | 450 | SRW060-400A010A00-UR | SRW060-400D010A00-UR | 152 (6) | 1016 (40) | 1200 |

These heaters can be customized with the following options

- Standard PFA leads of varying lengths
- Pressure-sensitive adhesive
- Silicone rubber leads
- Built-in preset thermostats
- 1,8 m (6 ft) SJO cord set

Note: Custom heater part numbers will be generated during quoting process.

Custom sizes and designs available: Contact BriskHeat® or your local distributor for more information.

IMPORTANT: Temperature controller is required for this product. See options starting on page 145.

SRX HAZARDOUS-AREA SILICONE RUBBER HEATING BLANKETS

Features & Benefits

- ▶ Hazardous-area rated
- ▶ High-limit thermostat designed to keep blanket below NEC Article 500 T-Rating
- ▶ Easy-to-apply, industrial strength pressure sensitive adhesive backing option
- ▶ Patented grounded heating element meets NEC 427.23
- ▶ Heating element is laminated between two layers of 20 mil and two layers 27 mil fiberglass reinforced silicone rubber
- ▶ Exceptional durability and suitable for a large range of metal surfaces like tanks, hoppers, conveyors, silos, etc.
- ▶ Moisture, chemical, and radiation resistant

Specifications

Power Density: 0,39 W/cm² (2,50 W/in²)

Voltage: 120 or 240 VAC, 12 or 24 VDC

Exposure Temperature: -51°C to 204°C (-60°F to 400°F)

Nominal Thickness: 4,8 mm (3/16 in)

Dielectric Strength: Over 2000 volts

Silicone Rubber Density: 3526 g/m² (104 oz/yd²)

Power Cord: 305 mm (12 in) long high-temperature leads with silicone rubber protective sheath

Conduit Connection: Female 3/4-14 NPSM conduit fitting

IP Rating: IP54

| T Rating | NEC Temperature | Actual High Limit Thermostat |
|-----------|-----------------|------------------------------|
| T3 | 200°C (392°F) | 144°C (292°F) |
| T4A (SRX) | 135°C (275°F) | 70°C (158°F) |




Class I Division 2 Groups A, B, C, and D

Class II Division 2 Groups F and G

Requires conduit installation for hazloc installations.

IMPORTANT: Temperature controller is required for this product. See options starting on page 145.



Ordering Information

Standard Sizes and Wattage

| Width mm (in) | Length mm (in) | Total Watts |
|------------------|-------------------|-------------|
| 152 (6) | 305 (12) | 180 |
| 152 (6) | 610 (24) | 360 |
| 305 (12) | 305 (12) | 360 |
| 305 (12) | 610 (24) | 720 |
| 610 (24) | 610 (24) | 1440 |

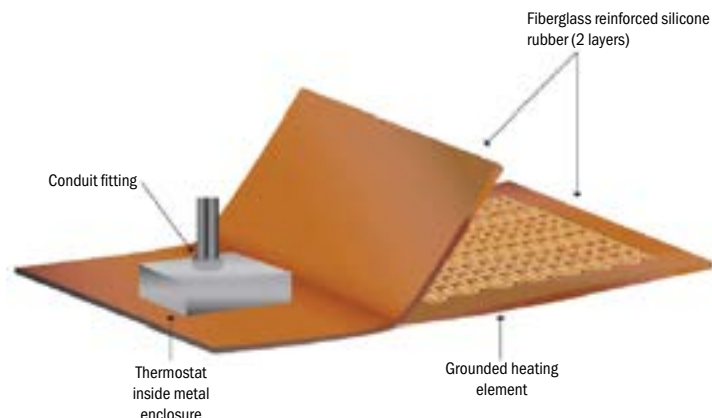
Note: Plug not included



**Moisture
& Chemical
Resistant**

Part Number Matrix

| | SRX | 06 | 12 | 180 | 1 | P | T3 |
|--|-----|----|----|-----|---|---|----|
| Product Series: | | | | | | | |
| SRX- (FM) | | | | | | | |
| Width (inches): | | | | | | | |
| Length (inches): | | | | | | | |
| Wattage: | | | | | | | |
| Voltage: 1- (120), 2- (240), A- (24VDC), B- (12VDC) | | | | | | | |
| Pressure Sensitive Adhesive: | | | | | | | |
| P- (with), blank- (without) | | | | | | | |
| T-Rating: | | | | | | | |
| T3- (T3), T4A - (T4A) | | | | | | | |



SR EXTRA-FLEXIBLE SILICONE RUBBER HEATING BLANKETS

Features & Benefits

- ▶ For use in applications that require tight flexibility up to 6 mm (1/4 in) radius
- ▶ Easy-to-apply industrial strength pressure sensitive backing option
- ▶ Rapid heat-up
- ▶ 2-year warranty

Specifications

Power Density: 0,78 W/cm² (5 W/in²)

Voltage: 120 or 240 VAC

Maximum Exposure Temperature:
-51°C to 232°C (-60°F to 450°F)

Nominal Thickness: 6,3 mm (1/4 in)

Power Cord: 1,8 mm (6 ft) high-temperature silicone cord

IP Rating: IP54



**Moisture
& Chemical
Resistant**

Ordering Information

Part Number Matrix

| SR | 5 | 120 | 06X12 | C |
|----|---|-----|-------|---|
|----|---|-----|-------|---|

Product Series: _____

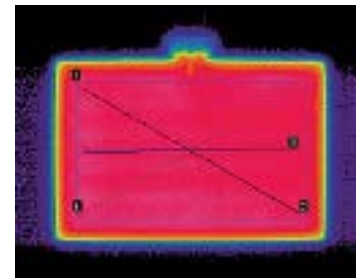
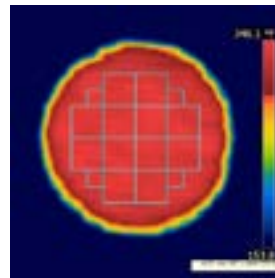
Power Density: _____
5-(5 watts/in²)

Voltage: _____
120-(120VAC), 240 (240VAC)

Dimensions: _____
Rectangular, 06X12-(6 in x 12 in)
Round, 12D-(12 in diameter)

Power Plug: _____
See page 180 for options.

Contact BriskHeat about Boeing approved heaters and custom options.



Standard Sizes and Wattage

Rectangular

| Width mm (in) | Length mm (in) | Total Watts |
|---------------|----------------|-------------|
| 152 (6) | 152 (6) | 180 |
| 152 (6) | 305 (12) | 360 |
| 152 (6) | 610 (24) | 720 |
| 203 (8) | 203 (8) | 320 |
| 254 (10) | 254 (10) | 500 |
| 305 (12) | 305 (12) | 720 |
| 305 (12) | 610 (24) | 1440 |
| 406 (16) | 406 (16) | 1280 |
| 457 (18) | 457 (18) | 1620 |
| 610 (24) | 610 (24) | 2880 |

Round

| Diameter mm (in) | Total Watts |
|------------------|-------------|
| 152 (6) | 140 |
| 203 (8) | 250 |
| 254 (10) | 395 |
| 305 (12) | 565 |
| 356 (14) | 770 |
| 406 (16) | 1005 |

Custom designs and temperature uniformity testing available upon request

- Cutouts
- Holes
- Notches
- Uniformity testing
- Unique shapes and sizes
- Lead exit locations
- Built-in thermocouples

CE **RoHS**
(with CE approved plug)



IMPORTANT: Temperature controller is required for this product. See options starting on page 145.

TSREH ENCLOSURE HEATERS

Features & Benefits

- ▶ Ambient-sensing thermostat for most models
- ▶ Prevents condensation or freezing of electronics located within enclosures and control panels
- ▶ Heater vulcanized to an aluminum mounting plate for easy installation
- ▶ Moisture, chemical, and radiation resistant



**Moisture
& Chemical
Resistant**



Specifications

Voltage: 120 or 240 VAC (other voltages available upon request)

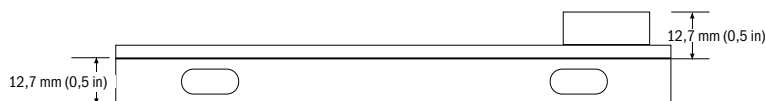
Maximum Exposure Temperature: -57°C to 200°C (-70°F to 392°F)

Nominal Thickness:

- Aluminum Bracket Thickness: 2,3 mm (0,090 in)
- Aluminum Bracket and Heater Thickness: 3,6 mm (0,140 in)
- Thickness (with Thermostat and Flange): 25,4 mm (1,0 in)

Mounting Holes: Two 4 mm x 6 mm (0,156 in x 0,250 in)
oval shaped mounting holes

Power Leads: 1219 mm (48 in) PFA extruded leads with bare wire (no plug)



Ordering Information

| Part No. 120 VAC | Part No. 240 VAC | Width* mm (in) | Length mm (in) | Mounting Holes Center mm (in) | Total Watts | Thermostat | |
|---------------------|---------------------|-------------------|-------------------|----------------------------------|----------------|--------------|--------------|
| | | | | | | Opens | Closes |
| TSREH600 | TSREH2600 | 64 (2,5) | 152 (6) | 102 (4) | 60 | without | thermostat |
| TSREH640 | TSREH2640 | 64 (2,5) | 152 (6) | 102 (4) | 60 | 16°C (60°F) | 4°C (40°F) |
| TSREH6110 | | 64 (2,5) | 152 (6) | 102 (4) | 60 | 60°C (140°F) | 43°C (110°F) |
| TSREH6150 | | 64 (2,5) | 152 (6) | 102 (4) | 60 | 82°C (180°F) | 66°C (150°F) |
| TSREH1200 | TSREH21200 | 64 (2,5) | 305 (12) | 229 (9) | 120 | without | thermostat |
| TSREH1240 | TSREH21240 | 64 (2,5) | 305 (12) | 229 (9) | 120 | 15°C (60°F) | 4°C (40°F) |
| TSREH12110 | | 64 (2,5) | 305 (12) | 229 (9) | 120 | 60°C (140°F) | 43°C (110°F) |
| TSREH12150 | | 64 (2,5) | 305 (12) | 229 (9) | 120 | 82°C (180°F) | 66°C (150°F) |

Other sizes and thermostat settings are available upon request

*Dimensions listed are for heater and bracket; actual heater width is 51 mm (2,0 in).

IMPORTANT: Temperature controller is required for this product. See options starting on page 145.


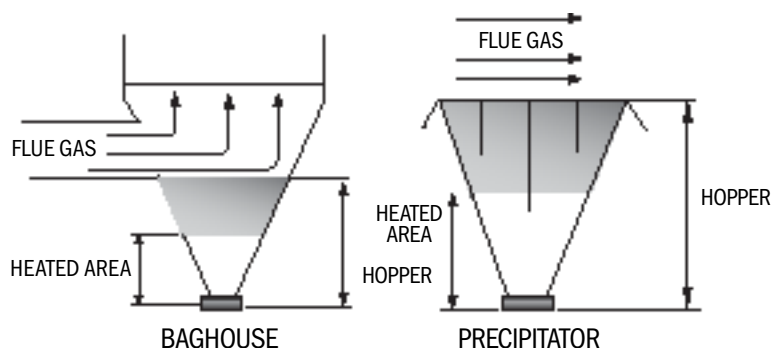
INTRODUCTION TO HOPPER HEATING SOLUTIONS

Eliminate Bridging, Pluggage, Condensation, and Corrosion

Features & Benefits

BriskHeat® Hopper Surface Heating Systems maintain elevated temperatures above moisture and acid dew points using a proven combination of:

- ▶ Modular hopper surface heaters
- ▶ Flexible heating tapes for throats, poke tubes, and manways
- ▶ Temperature control and installation hardware
- ▶ Easiest and lowest cost-of-installation
- ▶ Most cost-effective and energy-efficient heat possible across a large surface area



Metal Clad



Benefits

- Higher maximum exposure temperature: Up to 538°C (1000°F)
- Minimal surface preparation time

Silicone Rubber


Benefits

- Lowest profile and best surface contact
- No welding or mechanical attachments necessary
- Hazardous area-rated model available
- Agency approvals available

SILICONE RUBBER HOPPER/CUSTOM HEATER OPTIONS

Features & Benefits

- ▶ Eliminate bridging, pluggage, condensation and corrosion
- ▶ Hazardous area-rated model available
- ▶ Patented grounded heating element
- ▶ Temperatures up to 232 °C (450 °F)
- ▶ Lowest profile and best surface contact
- ▶ Moisture, chemical, and radiation resistant
- ▶ Heating element is laminated between two layers of 20 mil fiberglass reinforced silicone rubber for added strength and rigidity



**Moisture
& Chemical
Resistant**



**Temperatures
Up to
232 °C (450 °F)**

Specifications

Power Density: Engineered to meet your application

Voltage: 120, 208, 240, 277, 480, or 600 VAC

Exposure Temperature: -51 °C to 232 °C (-60 °F to 450 °F)

Dielectric Strength: Over 2000 volts

Silicone Rubber Density: 736 grams/m² (21,7 oz/yd²)

IP Rating: IP54


Custom Options

- Built-in thermostats, sensors, or high limits
- Closed-cell silicone sponge insulation in 1/8, 3/16, 1/4, 3/8, or 1/2 in thicknesses for applications up to 232 °C (450 °F)
- Cut profiles, holes, and cutouts
- Attachment options such as PSA, hook & lace, hook & loop, and snaps
- Watt densities up to 3,9 w/cm² (25 w/in²)
- Custom lead lengths and plug types

*Approval based on design options.

Heating Tapes For Hopper Heating Systems

Extremely flexible heating tapes easily install around challenging components like throats, poke tubes, and manways.



Up To 181 °C (358 °F)

See Heating Tape options starting on page 60.

MCH METAL CLAD HOPPER HEATERS

Features & Benefits

- ▶ System of modular heaters meet your heat-up and total wattage requirements
- ▶ Ideal for Electrostatic Precipitator (ESP) hoppers, baghouse hoppers, and material and dust-collector hoppers
- ▶ Easy stud-welding installation
- ▶ Simple, one-piece stainless steel design
- ▶ Exceptional durability
- ▶ 5-year warranty

Specifications

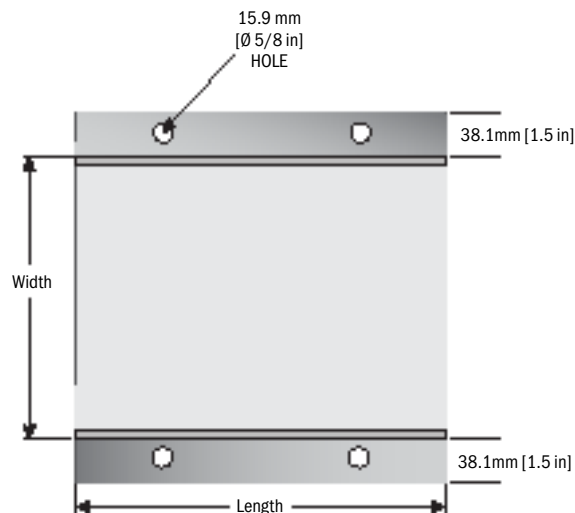
Maximum Exposure Temperature: 538°C (1000°F)

Power Density: 0,12 W/cm² (0,75 W/in²) to 0,46 W/cm² (3,0 W/in²) patented grounded heating element; meets NEC 427,23

Voltage: 120, 208, 240, 277, 480, or 600 VAC single-phase

Dielectric Strength: Over 2000 volts

Power Leads: 3,6 m (12 ft) long, moisture resistant, high temperature, stainless-steel overbraid, with bare-wire connection



Ordering Information

Contact BriskHeat® or your local representative for a quotation and application assistance.



Stainless Steel Protective Shell

- Superior rigidity enhances heater-to-surface contact
- Corrosion and rust resistant

Modular Blanket

- High-temperature construction
- Energy-efficient 19 mm (3/4 in) thick fiberglass insulation

Multi-Stranded Heating Element

- Maximum uniformity, durability, and safety
- BriskHeat® exclusive core technology
- High wattage improves heat-up time
- Corrosion and rust resistant



Modular Heater Size Chart

| Width mm (in) | Length mm (in) | Number of Stud Holes |
|---------------|----------------|----------------------|
| 76 (3) | 305 (12) | 2 |
| 152 (6) | 305 (12) | 2 |
| 305 (12) | 305 (12) | 4 |
| 305 (12) | 610 (24) | 4 |
| 305 (12) | 914 (36) | 6 |
| 305 (12) | 1220 (48) | 6 |

Note: For installation add 3 in (76 mm) to heater width.

Stud Welding Kits

| Part No. | Type | Number of Studs per Kit |
|----------|----------------------|-------------------------|
| MCHARC2 | Arc Stud | 2 |
| MCHARC6 | | 6 |
| MCHARC12 | | 12 |
| MCHCD2 | Capacitive Discharge | 2 |
| MCHCD6 | | 6 |
| MCHCD12 | | 12 |

IMPORTANT: Temperature controller is required for this product. See options starting on page 145.

FGH/SXH HIGH-TEMPERATURE HEATING BLANKETS

Features & Benefits

- ▶ Great for dry-area applications that require temperatures up to 593 °C (1100 °F)
- ▶ Energy-efficient heating element with 25,4 mm (1 in) layer of high-density fiberglass insulation
- ▶ Abrasion-resistant fiberglass cloth (FGH) or Samox® cloth (SXH)
- ▶ Flexible up to 25,4 mm (1 in) bend radius
- ▶ Excellent temperature uniformity

Specifications

Exposure Temperature:

- FGH series: 427 °C (800 °F)
- SXH series: 593 °C (1100 °F)

Power Density:

- FGH series: 1,1 W/cm² (7 W/in²)
- SXH series: 2,0 W/cm² (13 W/in²)

Voltage: 120 or 240 VAC

Dielectric Strength: Over 2000 volts

Nominal Thickness: 25,4 mm (1 in)

Power Cord: 1,8 m (6 ft) long fiberglass power cord with choice of power plug. See page 180 for choices.



Temperatures
Up to
593 °C (1100 °F)

Custom sizes and designs available: Contact BriskHeat® or your local distributor for more information.

Standard Sizes and Wattage

FGH series

| Width mm (in) | Length mm (in) | Total Watts |
|---------------|----------------|-------------|
| 152 (6) | 152 (6) | 255 |
| 152 (6) | 305 (12) | 504 |
| 152 (6) | 610 (24) | 1008 |
| 203 (8) | 203 (8) | 448 |
| 254 (10) | 254 (10) | 700 |
| 305 (12) | 305 (12) | 1008 |
| 305 (12) | 610 (24) | 2016 |
| 406 (16) | 406 (16) | 1792 |
| 457 (18) | 457 (18) | 2268 |
| 610 (24) | 610 (24) | 4032* |

SXH series

| Width mm (in) | Length mm (in) | Total Watts |
|---------------|----------------|-------------|
| 152 (6) | 152 (6) | 468 |
| 152 (6) | 305 (12) | 936 |
| 152 (6) | 610 (24) | 1872 |
| 203 (8) | 203 (8) | 832 |
| 254 (10) | 254 (10) | 1300 |
| 305 (12) | 305 (12) | 1872 |
| 305 (12) | 610 (24) | 3744* |
| 406 (16) | 406 (16) | 3328 |
| 457 (18) | 457 (18) | 4212* |

* Not available in 120 VAC due to high amperage requirements.



Ordering Information

Part Number Matrix

Product Series

FGH-(800 °F), SXH-(1100 °F)

Dimensions, 06X12-(6 in x 12 in)

Voltage, 1-(120 VAC), 2-(240 VAC)

Power Plug

See page 180 for choices

| | | | |
|-----|-------|---|---|
| FGH | 06X12 | 1 | C |
|-----|-------|---|---|

IMPORTANT: Temperature controller is required for this product. See options starting on page 145.



We use BriskHeat silicone rubber heating blankets in a variety of custom sizes to heat several of our production wax tanks. They are easily installed, easily maintained, and last a reasonably long time.



~ Keith Weller

Site Supervisor with Desert Whale Jojoba/Lip Chemicals

ETCHED FOIL HEATERS

Features & Benefits

- ▶ Ultra-thin profile
- ▶ High-watt densities
- ▶ Uniform heat distribution
- ▶ Very fast thermal response time
- ▶ Wide variety of options to meet your specific requirements
 - Trace spacing as close as 0,17 mm (0,007 in)
 - Design multiple circuits in same heater
 - Pressure-sensitive adhesive (PSA) backing, epoxies, or pre-attached to your plates and objects attachment options
 - Integrated sensors, fuses, and control devices
 - Turnkey systems with temperature control
 - Available in any shape, cutout, and size (including complex shapes)
 - Kapton, polyimide film, and silicone rubber outer materials to meet your environment and needs

Specifications

Sizes: Up to 560 mm x 710 mm (22 in x 28 in) in any shape or cutout

Power Density: Up to 7,7 W/cm² (50 W/in²)

Minimum Exposure Temperature: -57°C (-70°F)

Nominal Thickness:

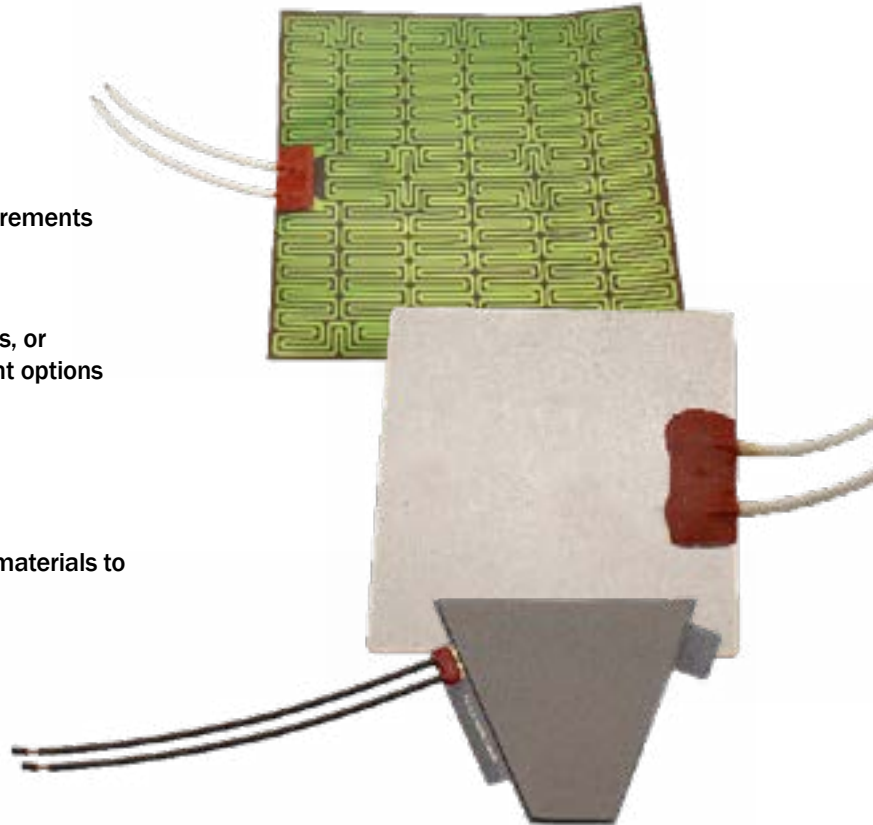
- Polyimide film: 0,15 mm (0,006 in) (6 mil)
- Silicone rubber: 0,76 mm (0,03 in) (30 mil)

Wide range of attachment options

PSA (Pressure-Sensitive Adhesive) backing, epoxies, or pre-attached to your plates and objects

Ideal for

- OEM applications
- Analytical instrumentation
- Medical equipment
- Food processing
- Semiconductor
- Electronics (Indoor and Outdoor)
- Aerospace
- Energy



Configure-to-Order Options

- Built-in controlling options
- Your choice of attachment options

Ordering Information

Please contact BriskHeat® or your local representative for a quotation and personalized application assistance.



Accessories

| Outer Material | Maximum Exposure Temperature | Nominal Thickness mm (in) | Advantages | Maximum Size mm (in) |
|-----------------|------------------------------|----------------------------|--|---------------------------------|
| Polyimide Film | 260°C (500°F) | 0,15 mm (0,006 in) (6 mil) | Thinnest & highest dielectric strength | 560 mm x 560 mm (22 in x 22 in) |
| Silicone Rubber | 200°C (392°F) | 0,76 mm (0,03 in) (30 mil) | Moisture and chemical resistance | 560 mm x 710 mm (22 in x 28 in) |

Other outer material options available. Contact BriskHeat for more details.

| Part No. | Description |
|----------|--|
| PSAT36A | Standard Fiberglass Tape Suitable for general purpose applications Size: 12 mm x 32,9 m (0,5 in x 108 ft) Silicone Adhesive Temp Limit: 204°C (400°F) |
| AAT2180 | High-Temperature Aluminum Tape Designed for applications above 200°C (392°F) Size: 51 mm x 55 m (2 in x 180 ft) Silicone Adhesive w/ Liner Temp Limit: 288°C (550°F) |

IMPORTANT: Temperature controller is required for this product. See options starting on page 145.

ALUMINUM FOIL HEATERS

Features & Benefits

- Low-cost solution
- Custom shapes and sizes
- Built to exact requirements and specifications
- Large volume OEM capability

Specifications

Power Density: Up to 0,47 W/cm²
(3 W/in²)

Voltage: 120 or 240 VAC

Exposure Temperature:
-40°C (-40°F) to 149°C (300°F)

Width:

Minimum: 32 mm (1,25 in)

Maximum: 914 mm (36 in)

Length:

Minimum: 102 mm (4 in)

Maximum: 1524 mm (60 in)

Nominal Thickness: 4,7 mm (0,19 in)

Power Cord: 457 mm (18 in) 16–22 gauge with fiberglass sleeving and bare wire terminations (PVC or Teflon™-sleeved leads available)

Wattage Tolerance: +5%/-10%

IP Rating: IP50 (IP65 available)

Construction Types

- A- Flexible with PSA (pressure-sensitive adhesive)
- B- Flexible without PSA (pressure-sensitive adhesive)
- C- Semi-rigid aluminum sheet backing 0.6 mm (0.025 in) thick

Standard Sizes

| Part No. | Width mm (in) | Length mm (in) | Voltage | Watts |
|---------------|------------------|-------------------|---------|-------|
| FHB0200600001 | 51 (2) | 152 (6) | 120 | 25 |
| FHB0201000005 | 51 (2) | 254 (10) | 120 | 50 |
| FHB0201200003 | 51 (2) | 305 (12) | 120 | 60 |
| FHB0400600003 | 102 (4) | 152 (6) | 120 | 60 |
| FHB0401000001 | 102 (4) | 254 (10) | 120 | 110 |
| FHB0401200001 | 102 (4) | 305 (12) | 120 | 130 |
| FHB0601000007 | 152 (6) | 254 (10) | 120 | 170 |
| FHB0601200002 | 152 (6) | 305 (12) | 120 | 205 |
| FHB0602400001 | 152 (6) | 640 (24) | 120 | 420 |

Up to
60% Lower
Cost Than
Silicone

NEW!



Lead Termination Options

Bare Wire



Ring



Spade



Straight Quick Connect



Flag Quick Connect



Custom Options

- Semi-rigid aluminum sheet backing, 0,6 mm (0,025 in) thick
- Unique shapes, holes and cut-outs
- Lead terminations including ring, quick-connect, and spade terminals
- Built-in single set-point controlling thermostats
- Dual wattage and dual voltage

IMPORTANT: Temperature controller is required for this product. See options starting on page 145.

TEMPERATURE CONTROLLERS & ACCESSORIES FOR HEATING BLANKETS

SDC Benchtop Temperature Controller

Temperature Control Range: 0°C to 600°C (32°F to 999°F)

Choose Type-J or Type-K Thermocouple Sensor

120 VAC or 240 VAC power input

Models for °C or °F display

10-amp fused output

See page 161



TTD Outdoor-Use Digital On/Off Thermocouple Temperature Controller

120 or 240 VAC

15 amps

Digital on/off controller

Plug-in operation

Compact portable design

See page 170



TB4000 High Capacity Bulb

Maximum Exposure Temperature:

-40°C to 71°C (-40°F to 160°F)

304 stainless-steel bulb and capillary temperature controller

3 m (10 ft) long

Manually set your desired temperature

Suitable for outdoor use

See page 177



TB250N All-Purpose Bulb and Capillary Temperature Controller

Maximum Exposure Temperature:

-40°C to 71°C (-40°F to 160°F)

Manually set your desired temperature

Tinned copper bulb and capillary,

3 m (10 ft) long

Suitable for outdoor use

See page 176



TD101 Automatic On/Off Thermostat Control

Single pole double throw (SPDT)

Numerous temperature range choices to fit your application

Maximum Exposure Temperature:

-40°C to 105°C (-40°F to 221°F)

Mounts directly to heated surface

See page 173



TC4000 High-Capacity Wet-Area Digital Temperature Controller

Temperature Control Range:

-40°C to 999°C (-40°F to 999°F)

Type-J or Type-K thermocouple

100-240 VAC single or 3-phase, 480

VAC single or 3-phase

See page 165



MPC2 Multi-Point Digital PID Temperature Control Panel

Environmental Exposures:

- Operating range: -10°C to 40°C (14°F to 104°F)

- Storage range: -20°C to 70°C (-4°F to 158°F)

Input/Output Configurations of 120, 208, 220-240, 277, 380, 400-415, 480, and 575-600 (and 3-phase options)

See page 157



Heat Conductive Putty

Used to fill voids between blanket and surface being heated.

| Part No. | Description |
|----------|----------------------|
| HCP1 | Size: 0,5 kg (1 lb.) |
| HCP3 | Size: 1,4 kg (3 lb.) |



RTV Sealant

Silicone sealant used to seal lead pouches, end pouches, and pipe standoffs.

| Part No. | Description |
|----------|---------------|
| RTV3.0 | 89 ml (3 oz.) |



Insul-EZ™ Adhesive Backed Sheet Insulation

Easy-to-install peel-and-stick adhesive backed sheet insulation for heaters and enclosures to reduce heat loss.


| Part No. | Description |
|-----------|--|
| INSULEZ48 | 122 cm x 122 cm (48 in x 48 in) Adhesive Backed Sheet Insulation |

HEAT

IT'S IN OUR NAME

BriskHeat has been meeting a diverse range of industrial heating needs since 1949. BriskHeat designs and manufactures flexible heating elements, control systems, and accessories that provide custom solutions for process heating, freeze protection, viscosity control, and condensation prevention.


BriskHeat's products are utilized in all types of markets from petrochemicals and semiconductors to food processing and biotech. And BriskHeat is THE WORLDWIDE leader in flexible surface heat trace products that meet the needs of global customers in virtually every industry.



BriskHeat®

4800 Hilton Corporate Drive
Columbus, OH 43232
800-848-7673 | 614-294-3376
BriskHeat.com
bhtsales1@briskheat.com

CLOTH **HEATING** JACKETS & INSULATORS



BRISKHEAT'S FULL LINE OF HEATING OPTIONS



A new heating jacket that offers distinct features and benefits for essential markets. Created with a sustainable concept of reducing waste, energy, and cost (through reduction of materials and time), for BriskHeat's customers.

- ▶ Ideal for applications where economical choices of fabrics and styles mirror your need for value.
- ▶ An entry-level heating jacket that serves a multitude of requirements.
- ▶ Select from several options based on your needs and budget.

NEW!

Standard Line



The BriskHeat heating jackets our customers have relied on for over 40 years.

- ▶ Enhanced throughout the years to be regarded as the "industry standard" in most critical environments, from semiconductor, to pharmaceutical, and other challenging industries.
- ▶ Choose materials best suited to your environment. Popular materials include PTFE and silicone impregnated.

HEATING OPTIONS TO MEET ALL YOUR NEEDS

Performance+ Line



Another new offering that combines the highest uniformity, with proprietary insulation, to make this line our best performing heater ever. The most stringent, critical, or demanding specifications can be met with this jacket designed for challenging markets.

- ▶ **Insulation:** The insulator chosen for this line is much lighter weight at better R-value performance than our Standard Line.
- ▶ **Internal Construction:** Advanced materials and methods within the jacket meet all SEMI standards and achieve uniformity greater than $\pm 5\%$ at 130°C setpoint.
- ▶ **Exterior Construction:** The soft, white PTFE outer layer, with white PTFE stitching, creates a streamlined jacket construction with a sleek appearance. It also meets the clean appearance many customers seek.
- ▶ Can be custom designed to assure specialized configuration and specifications are met.

Silver-Series 2 Insulators



BriskHeat offers a simple and cost-effective alternative to our heating jackets. Contact us to learn more about using our heating tapes with Silver-Series 2 Cloth Insulators.

CLOTH HEATING JACKETS & INSULATORS

Features & Benefits

- ▶ Long service life. BriskHeat's typical heating jacket life is 10+ years.
- ▶ Easy on-off installation with durable and reusable hook & loop fasteners
- ▶ Ability to heat and insulate all components including diameters as small as 6 mm (¼ in)
- ▶ Compatible with LYNX® Temperature Control System or existing control system
- ▶ Uniform temperatures throughout entire line with individual heater control
- ▶ Economically reduces condensation build-up and eliminates cold spots
- ▶ High temperature capabilities
 - Up to 250 °C (482 °F) for Class 10 Cleanrooms
 - Up to 593 °C (1099 °F) for Class 100 Cleanrooms
- ▶ Energy efficient insulated design
- ▶ Exceptional durability increases productivity
- ▶ Decreased maintenance reduces operating costs
- ▶ Safe and cool to the touch (meets SEMI S2 standards)
- ▶ Patented grounded heating element



Before



After


Better heat uniformity greatly decreases condensation build up.

Applications

- Condensation prevention
- Gas vaporization
- Bake-outs
- Lab testing
- Gas analysis
- Fluid delivery
- Viscosity control
- Freeze protection
- Process heating

Custom Designs for

- Semiconductor, exhaust & foreline (including gas delivery)
- Drums/tanks/vessels/cylinders
- Vacuum chambers
- Pipe assemblies
- Valves
- Manifolds
- Pumps
- Instruments
- Unique geometry parts



Silicone Cloth Vacuum Chamber

CLOTH HEATING JACKETS

Specifications

Voltage Options: 120–600 VAC, Single or 3-Phase (Wye or Delta), VDC, 50 or 60 Hz

Built-in Control/High-Limit Thermostat Options*: 82°C (180°F), 120°C (248°F), 150°C (302°F), 175°C (347°F), 200°C (392°F), 260°C (500°F)

Low-Limit Thermostat Options*: 82°C (180°F) with -1°C (30°F) differential, 120°C (248°F) with 10°C (50°F) differential

*Other options available

Power Plug/Connector Options*: Mate-n-lock, twist lock, CPC connector, bare wire

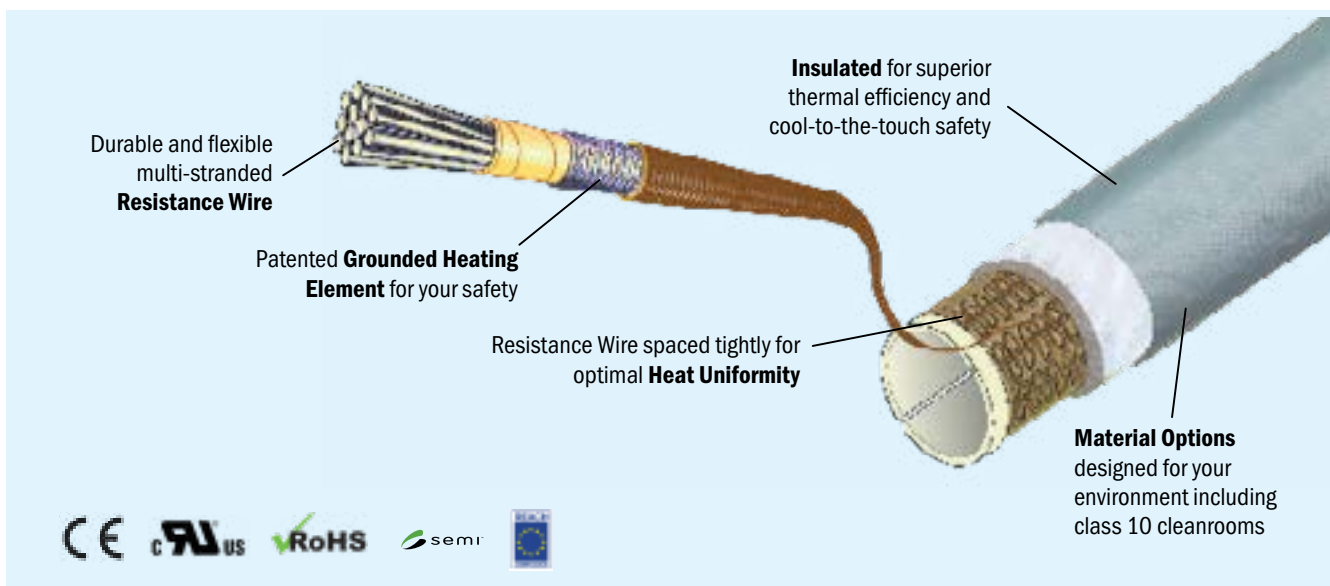
Temperature Sensor Options: Platinum PT100 RTD, Type-J Thermocouple, Type-K Thermocouple, Thermistor

Other Available Options: High-limit manual reset, temperature sensor plug or receptacle, temperature indicator lights, built-in digital temperature controller, built-in LYNX®



Gray PTFE Vacuum Bake-Out Heater Chamber

Custom Engineering & Thermal Simulation Capabilities




Custom Sizes and Designs Available: Contact BriskHeat® or your local distributor for more information.

800-848-7673 | 614-294-3376 | BriskHeat.com | bhtsales1@briskheat.com

CLOTH JACKET DESIGN OPTIONS

| Cloth Type | PTFE Cloth (CL 10) | ePTFE Cloth | BriskClean Cloth (CL 10) | Samox™ (CL 100) | Gray Silicone | White Fiberglass Cloth (CL 100) | Aluminum Cloth | Beta Cloth | Polyester (Wet area) |
|-------------------------|--------------------|---------------|--------------------------|-----------------|---------------|---------------------------------|----------------|---------------|----------------------|
| Liner (Inside) | Yes | Yes | Yes | Yes | Yes | Yes | No | Yes | Yes |
| Facing (Outside) | Yes | Yes | Yes | Yes | Yes | Yes | Yes | Yes | Yes |
| Color | Gray | White | Green or White | White | Gray | White | Silver | Tan | Red |
| Max. Application Temp. | 220°C (428°F) | 250°C (482°F) | 260°C (500°F) | 510°C (950°F) | 232°C (450°F) | 482°C (900°F) | 200°C (392°F) | 400°C (752°F) | 60°C (140°F) |
| Max. Temp. Intermittant | 260°C (500°F) | 260°C (500°F) | 316°C (600°F) | 538°C (1000°F) | 260°C (500°F) | 500°C (932°F) | 232°C (450°F) | 482°C (900°F) | 100°C (212°F) |


Facing & Liner Material Options



Gray PTFE – Most commonly used facing and liner material for up to Class 10 environments (Gray, green, or white).



White PTFE – Most commonly used facing and liner material for up to Class 10 environments (Gray, green, or white).



Polyester – Standard red material used on wet-area heaters and insulators.



White Fiberglass Cloth – Economical option primarily used for liners. Flexible high-temperature material used up to Class 100 environments



ePTFE – Expanded PTFE cloth that is abrasion-resistant without flaking.




Silicone Cloth – Economical option for general industrial applications. Moisture and chemical resistant material.



Green BriskClean Cloth – Flexible fabric typically used for tubes <25 mm (1 in) diameter in applications requiring up to Class 10 environments




White BriskClean Cloth – Flexible fabric typically used for tubes < 25 mm (1 in) diameter in applications requiring up to Class 10 environments



Samox – High temperature S-glass material used up to Class 100 environments.



Aluminum Cloth – Facing material with reflective appearance for semiconductor and general industrial applications.



Beta Cloth – Sturdy fiberglass cloth that is an economical option for general industrial high-temperature applications.



Silicone Cloth with Hook & Lace



Aluminum Cloth

CLOTH JACKET DESIGN OPTIONS

Insulation Options

Tempmat – Standard fiberglass insulation, 9–11 lb/ft³ for temperatures up to 649°C (1200°F).


Aerogel – High performance flexible foam insulation for applications up to 180°C (356°F).

Melamine – Foam insulation used in wet area applications not exceeding 180°C (356°F).

Fastener Options

- Hook & loop
- Hook & lace
- Circumferential Belts with “D” Rings
- Terminal end rope draw-cord
- Grommets

Options Include



Gray PTFE Cloth with LYNX® control



Gray PTFE



Gray PTFE with Integrated LYNX® Control

LYNX®
See page
148

PERFORMANCE+ HEATING JACKETS

NEW!

Features & Benefits

- ▶ Excellent temperature uniformity
- ▶ Lightweight insulation retains heat while reducing weight
- ▶ Able to heat complex geometries as small as 6 mm (1/4 in) diameter
- ▶ Individual sensor, control, and high limit for maximum system performance and safety
- ▶ Safe and cool to the touch (meets SEMI S2 standards)
- ▶ Clean and attractive design, made with robust materials

Specifications

Temperature Uniformity: $\pm 5\%$ at 130°C setpoint

Voltage: 120-240 VAC

Maximum Operating Temperature: 180°C (356°F)

Maximum Exposure Temperature: 232°C (450°F)

Minimum Exposure Temperature: -20°C (-4°F)

Materials: ePTFE facing, aerogel foam insulation, soft aluminum thermal interface, foil beta, and fiberglass liner



Complex geometries as small as 6 mm (1/4 in) diameter



Custom Sizes and Designs Available: Contact BriskHeat® or your local distributor for more information.

COMPONENTS FOR OEMS & END USERS

Custom fit for better heat transfer

BriskHeat Cloth Heating Jackets maximize coverage and efficiency by both heating and insulating systems for your exact needs. They are widely used on valves, regulators, pumps, traps, bellows, and flow and vacuum systems. Jackets for fittings such as feedthroughs, couplings, nipples, crosses, and tees with ISO, KF (NW) or ConFlat connections are available individually or as a single jacket covering multiple parts.

Easily install and remove jackets as needed on your system with durable and reusable hook & loop fasteners. High-vacuum heating applications require excellent temperature uniformity and control. BriskHeat can supply jackets for standard vacuum chambers or use our thermal analysis capabilities to design a heater to fit any custom chamber.

Types of components we heat

- Angle valves
- Ball valves
- Butterfly valves
- Gate valves
- Inline valves
- Pneumatic vacuum valves
- Sieve traps
- Particular traps
- Tanks/drums/vessels/cylinders
- Bake-out furnaces
- Vacuum filters
- Booster vacuum pumps
- Diffusion vacuum pumps
- Bellows
- Vacuum chambers
- Bell jar chambers
- Feedthrough collars
- Flexible hoses
- ConFlat flange fittings
- Klamps flange fittings
- CR series flanged fittings
- ISO fittings and clamps
- Gas lines
- UCR fittings
- Unistruts
- Instruments
- Manifolds

BriskHeat makes heaters for OEM/components/parts including

- Across International
- Agilent
- Ancorp
- Atlas Technologies
- Edwards Vacuum
- Hi-Vac
- Huntington Vacuum
- Kitz
- Leybold
- Mack Vacuum
- MDC
- MKS Instruments
- SMC
- Swagelok
- VAC Aero
- VAT Group AG
- And more



CUSTOM WET-AREA CLOTH HEATERS & INSULATORS

Ideal for heating outdoor valves, actuators, pumps, and other hard-to-heat objects

NEW!

Features & Benefits

- ▶ For use in outdoor, indoor, or wash-down environments
- ▶ Provides both heat and insulation in a simple, lightweight one-piece design
- ▶ Easy-to-install and remove
- ▶ Built-in insulation maximizes energy-efficiency and heat-up times
- ▶ Extra durable, red polyester outer material
- ▶ Temperatures up to 100 °C (212 °F)
- ▶ Built-in high-limit thermostat and grounded heating element for safety
- ▶ Efficient and uniform heat in outdoor and wet-area environments
- ▶ Increased productivity through decreased maintenance costs
- ▶ Safe and cool to the touch
- ▶ Long service life: BriskHeat's typical heating jacket life is 10+ years
- ▶ Outdoor/Wet-Area Applications – IP54
 - Freeze protection
 - Viscosity control
 - Temperature maintenance
 - Process control
 - Piping
 - Valves
 - Pumps
 - Tanks/drums/cylinders/vessels
 - Hard-to-heat objects
 - And more



**Moisture
Resistant**



Certified to UL safety standards

Custom Sizes and Designs Available: Contact BriskHeat® or your local distributor for more information.

“ I'm very satisfied with your product. It works great, and very pleased with the service. ”

**~ Ezra Estep
Lab Technician with Asphalt Emulsions**

CUSTOM WET-AREA CLOTH HEATERS & INSULATORS

Specifications

Voltage: 120–240 VAC

Wattage: See below

Amperage: 12A maximum for ETL approval

Outside Material: Extra-durable polyester cloth

Insulation Material: Mold/mildew resistant melamine

Insulation Thickness: Standard 130 mm (0,5 in) or 260 mm (1,0 in) thick.
Other insulation thicknesses available upon request

IP Rating: IP54

Recommended Maximum Temperature and Watt Densities:

- Vented¹ Metal Vessels: 100°C (212°F) | 0,12 W/cm² (0,80 W/in²)
- Sealed² Metal Vessels: 54°C (130°F) | 0,07 W/cm² (0,45 W/in²)
- Vented¹ Poly Vessels: 71°C (160°F) | 0,07 W/cm² (0,45 W/in²)
- Sealed² Poly Vessels: 38°C (100°F) | 0,04 W/cm² (0,25 W/in²)

¹ Vessel has access/opening to atmosphere. Examples include open drums, IBCs, hoppers, and containers

² Vessel is sealed but has a pressure-relief device. Examples include valves, pipes, pumps, and sealed containers

Wide Range of Design Options

- Heating jacket or insulator-only
- Custom shapes, sizes, and configurations
- Holes and cutouts
- Choice of lead lengths and terminations
- Choice of closure type
- Built-in thermostat control, integrated digital temperature controller, or connect to external controller
- High-limit thermostats

Ordering Information

When ordering, the following information is required:

- | | |
|------------------------------|--------------------|
| • Length | • Lead length |
| • Width or internal diameter | • Termination type |
| • Voltage | • Custom options |
| • Closure type | |

Note: For designs with cut-outs, holes, or multiple diameters, a dimensional drawing is required.



Plug-and-play options: Built-in thermostat control or integrated digital temperature controller

Common Closure Options



Hook & loop

Belts with "D" rings



Grommets & lace



Straps with buckles

WSP WINTERSHIELD™ FREEZE PROTECTION HEATED POCKETS

Features & Benefits

- ▶ Creates a pocket of warmth to protect devices against extreme cold
- ▶ For use in all weather, sub-freezing environments
- ▶ Universal sizes for a wide range of objects
- ▶ Plug-and-play with extra-long 5 m (16 ft) power cord
- ▶ Removable and reusable
- ▶ Rugged, one-piece, lightweight design
- ▶ Lace-up openings on three-sides for easier installations
- ▶ Versatile — installs around a wide range of objects
 - Standard size fits any object with overall dimensions up to 152 x 152 x 186 mm (6 x 6 x 7 in)
 - Large size fits any object with overall dimensions up to 356 x 508 x 660 mm (14 x 20 x 26 in)
- ▶ Easy-to-install and remove — saves on labor costs
- ▶ Decreased downtime and maintenance costs
- ▶ Safe and cool to the touch
- ▶ Long service life: BriskHeat's typical heating jacket life is 10+ years

NEW!



**Moisture
Resistant**



Plug & Play



WSP WINTERSHIELD™ FREEZE PROTECTION HEATED POCKETS

Specifications

Voltage: 120-240 VAC

Control: Built-in thermostat preset at 7°C (45°F).
Other temperature settings available upon request

Outside Material: Extra-durable polyester cloth

Insulation Material: Mold/mildew resistant melamine

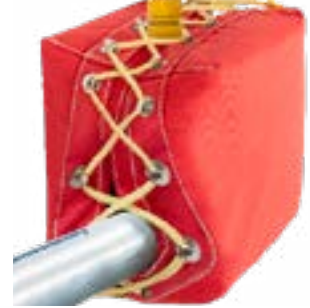
Insulation Thickness: 130 mm (0,5 in)

Power Cord: 5 m (16 ft) long with
120 VAC: Grounded 3-prong plug (NEMA 5-15P)
240 VAC: Crimped ferrule leads

IP Rating: IP54

Ordering Information

| Size | Dimensions mm (in) | Watts | Part No. 120 VAC | Part No. 240 VAC |
|----------|-----------------------------------|-------|---------------------|---------------------|
| Standard | 152 x 152 x 178 (6 x 6 x 7) | 94 | WSP120V | WSP240V |
| Large | 356 x 508 x 660 (14 x 20 x 26) | 200 | WSP120LGV | WSP240LGV |



Lace-up openings on three sides makes it **easy to install and maneuver around obstructions** like pipes, electrical wiring, conduits, and bases/stands

Standard size fits most Foxboro, Rosemount, Emerson, and other industrial pressure transmitters.

Large size fits most Ingersoll Rand, Viking, Goulds, and other industrial pumps.

Custom Sizes and Designs Available:
Contact BriskHeat® or your local distributor for more information.



CLOTH JACKET INSULATORS

BriskHeat® Cloth Jackets insulators maximize coverage and efficiency by providing insulation around the entire object. Cloth jacket insulators are ideal for a wide range of applications.

Features & Benefits

- ▶ Reusable, durable, and economical
- ▶ Easy-to-install
- ▶ Designed for temperatures up to 593 °C (1100 °F)
- ▶ Energy efficient
- ▶ Designed specifically for your application

Applications

- Condensation prevention
- Gas vaporization
- Energy efficiency
- Lab testing
- Gas analysis
- Fluid delivery
- Noise reduction
- Personnel safety

Custom Designs for

- Tanks
- Drums
- Storage vessels
- Heat exchangers
- Pipe assemblies
- Valves
- Manifolds
- Pumps
- Instruments
- Unique geometry parts



Design Options

Facing and Liner

Wide variety of materials available to meet your temperature and environmental needs

- Silicone impregnated fiberglass cloth
- PTFE gray cloth
- Cleanroom materials
- Aluminum cloth
- And more

Closure Types

- Hook & loop
- Hook & lace
- Circumferential belts with “D” rings
- Terminal end rope draw-cord
- Grommets

Insulation

Fiberglass, glassmat, or ceramic materials available in multiple thicknesses



Custom Sizes and Designs available for pipes, tanks, vessels, and much more.

Contact BriskHeat® or your local distributor for more information.

Let our industry-leading engineering team design the perfect jacket for your application.

SILVER-SERIES 2 INSULATORS

NEW!

Features & Benefits

Silver-Series 2 Removable Cloth Insulators are a configurable system of removable insulator blankets and covers that feature durable high-temperature cloth, energy-efficient fiberglass insulation, and hook & loop closures for easy installation and removal. This cost-effective solution improves thermal efficiency for hot and cold pipes, tanks, and vessels in industrial and commercial environments. Custom designs can be manufactured for unique requirements.

- ▶ Removable and reusable design provides an economical solution
- ▶ Easy-to-install configurable system with cut-to-length straights
- ▶ Durable product design delivers long service life
- ▶ Moisture & chemical resistant
- ▶ High-temperature resistance
- ▶ Fire-retardant, asbestos-free material



**Moisture
& Chemical
Resistant**

Specifications

Maximum Exposure Temperature: Up to 260°C (500°F)

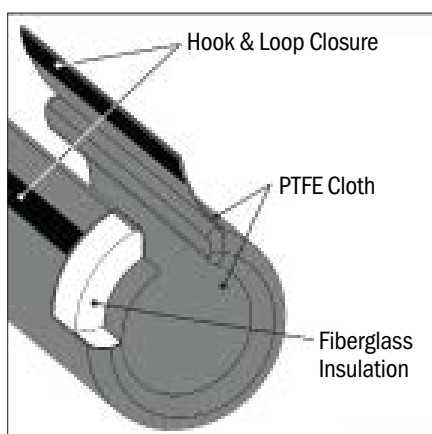
Facing & Liner Material: PTFE cloth

Insulation: 25 mm (1 in) thick fiberglass

Thermal Performance: R3.3, K0.21@ 24°C (75°F)

IP Rating: IP54

Quality Construction



Cut-to-Length Versatility



Straight pipe insulators can be cut-in-the-field

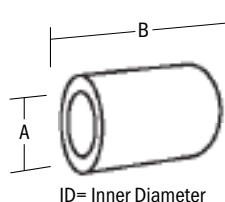
SILVER-SERIES 2 INSULATORS

Ordering Information

Straight Sections (Cut-to-Length)



| A ID of Insulator mm (in) | B Length mm (in) | Part No. |
|---------------------------------|------------------------|--------------|
| 46 (1,82) | 2286 (90) | SSIP10CTL-2V |
| 61 (2,40) | 2286 (90) | SSIP15CTL-2V |
| 73 (2,88) | 2286 (90) | SSIP20CTL-2V |
| 102 (4,00) | 2286 (90) | SSIP30CTL-2V |
| 127 (5,00) | 2286 (90) | SSIP40CTL-2V |

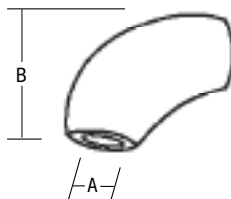


Total usable length for each straight insulator is 90 in (2286 mm) – can be cut-to-length in the field in 6 in (152 mm) and 12 in (305 mm) increments. Cut area 0,75 in (19 mm) wide.



90° Elbows

| A ID of Insulator mm (in) | B Height mm (in) | Part No. |
|---------------------------------|------------------------|------------|
| 58 (2,27) | 127 (5) | SSI9010-2V |
| 74 (2,93) | 152 (6) | SSI9015-2V |
| 88 (3,46) | 178 (7) | SSI9020-2V |
| 121 (4,78) | 216 (8.5) | SSI9030-2V |
| 150 (5,9) | 279 (11) | SSI9040-2V |

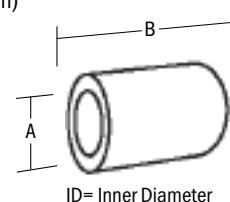


Straight Sections (Precut Lengths)



Straight sections in ready-to-use lengths of 152, 305, 610, 914, and 1219 mm (6, 12, 24, 36, and 48 in)

| A ID of Insulator mm (in) | B Length mm (in) | Part No. |
|---------------------------------|------------------------|-------------|
| 46 (1,82) | 152 (6) | SSIP1006-2V |
| | 305 (12) | SSIP1012-2V |
| | 610 (24) | SSIP1024-2V |
| | 914 (36) | SSIP1036-2V |
| | 1219 (48) | SSIP1048-2V |
| 61 (2,40) | 152 (6) | SSIP1506-2V |
| | 305 (12) | SSIP1512-2V |
| | 610 (24) | SSIP1524-2V |
| | 914 (36) | SSIP1536-2V |
| | 1219 (48) | SSIP1548-2V |
| 73 (2,88) | 152 (6) | SSIP2006-2V |
| | 305 (12) | SSIP2012-2V |
| | 610 (24) | SSIP2024-2V |
| | 914 (36) | SSIP2036-2V |
| | 1219 (48) | SSIP2048-2V |
| 102 (4,00) | 152 (6) | SSIP3006-2V |
| | 305 (12) | SSIP3012-2V |
| | 610 (24) | SSIP3024-2V |
| | 914 (36) | SSIP3036-2V |
| | 1219 (48) | SSIP3048-2V |
| 127 (5,00) | 152 (6) | SSIP4006-2V |
| | 305 (12) | SSIP4012-2V |
| | 610 (24) | SSIP4024-2V |
| | 914 (36) | SSIP4036-2V |
| | 1219 (48) | SSIP4048-2V |



EASY WAYS TO ORDER

1. Contact your local distributor. Check BriskHeat.com to locate a local distributor.
2. Call BriskHeat® at 800-848-7673 or 614-294-3376. We have a staff of application specialists to solve your unique needs.
3. Order online at BriskHeat.com - 24/7.

PAYMENT TERMS

Credit Card Options



Net 30 Option

Net 30 Terms are available to qualified companies. Please contact your Account Manager for additional details.

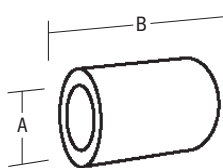
SILVER-SERIES 2 INSULATORS

Ordering Information

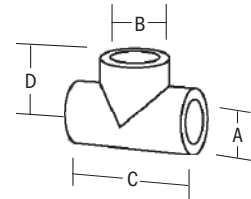
Flanges



| A ID of Insulator mm (in) | B Length mm (in) | Part No. |
|---------------------------------|------------------------|-----------|
| 121 (4,75) | 203 (8,00) | SSIF10-2V |
| 140 (5,50) | 203 (8,00) | SSIF15-2V |
| 165 (6,50) | 203 (8,00) | SSIF20-2V |
| 191 (7,50) | 203 (8,00) | SSIF25-2V |
| 203 (8,00) | 203 (8,00) | SSIF30-2V |
| 241 (9,50) | 203 (8,00) | SSIF40-2V |



Tees

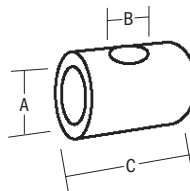


| A ID of Insulator mm (in) | B ID of Insulator mm (in) | C Length mm (in) | D Height- Center-line to top mm (in) | Part No. |
|---------------------------------|---------------------------------|------------------------|---|-----------|
| 57 (2.25) | 57 (2.25) | 203 (8.00) | 127 (5.00) | SSIT10-2V |
| 70 (2.75) | 70 (2.75) | 229 (9.00) | 145 (5.70) | SSIT15-2V |
| 83 (3.25) | 83 (3.25) | 248 (9.75) | 155 (6.10) | SSIT20-2V |
| 89 (3.50) | 89 (3.50) | 279 (11.00) | 173 (6.80) | SSIT25-2V |
| 121 (4.75) | 121 (4.75) | 305 (12.00) | 185 (7.30) | SSIT30-2V |
| 137 (5.38) | 137 (5.38) | 368 (14.50) | 211 (8.30) | SSIT40-2V |

2-Way Ball Valve



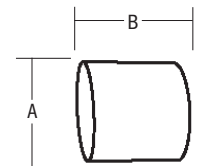
| A ID of Insulator mm (in) | B Opening ID mm (in) | C Length mm (in) | Part No. |
|---------------------------------|----------------------------|------------------------|-------------|
| 121 (4,75) | 83 (3,25) | 203 (8,00) | SSIVB102-2V |
| 140 (5,50) | 86 (3,38) | 279 (11,00) | SSIVB152-2V |
| 165 (6,50) | 89 (3,50) | 292 (11,50) | SSIVB202-2V |
| 191 (7,50) | 114 (4,50) | 318 (12,50) | SSIVB252-2V |
| 203 (8,00) | 114 (4,50) | 330 (13,00) | SSIVB302-2V |
| 241 (9,50) | 121 (4,75) | 356 (14,00) | SSIVB402-2V |



Seam Covers



| A ID of Insulator mm (in) | B Length mm (in) | Part No. |
|---------------------------------|------------------------|------------|
| 99 (3.88) | 89 (3.50) | SSIC10V-2V |
| 113 (4.46) | 89 (3.50) | SSIC15V-2V |
| 125 (4.94) | 89 (3.50) | SSIC20V-2V |
| 154 (6.06) | 89 (3.50) | SSIC30V-2V |
| 179 (7.06) | 89 (3.50) | SSIC40V-2V |



*Seam covers are uninsulated sleeves which should be used over 2 adjoining straight sections to reduce heat loss.


“ I was very impressed with the closed-cell insulation. Great quality and easy to install over my heated cables. Just in time as well – we will get in the 20's this week. ”

~ Tony

YOUR SPEC OUR TECH

BriskHeat has been meeting a diverse range of industrial heating needs since 1949. BriskHeat designs and manufactures flexible heating elements, control systems, and accessories that provide custom solutions for process heating, freeze protection, viscosity control, and condensation prevention.

BriskHeat's products are utilized in all types of markets from petrochemicals and semiconductors to food processing and biotech. And BriskHeat is THE WORLDWIDE leader in flexible surface heat trace products that meet the needs of global customers in virtually every industry.



BriskHeat®

4800 Hilton Corporate Drive
Columbus, OH 43232
800-848-7673 | 614-294-3376
BriskHeat.com
bhsales1@briskheat.com

CONTAINER HEATERS



BriskHeat

INTRODUCTION TO DRUM/PAIL HEATERS

BriskHeat® Drum and Pail Heaters are designed to provide practical, efficient means of freeze protection, viscosity control, and maintenance of materials at elevated temperatures. A variety of standard sizes are combined with availability of configure-to-order designs to meet your application requirements.

Features & Benefits

- ▶ Improves flow and viscosity of drum and pail contents
- ▶ Plug-and-play with built-in control
- ▶ Durable and long lasting
- ▶ Hazardous-area drum heater options - FM and ATEX

Applications

- Viscosity control
- Freeze protection
- Temperature maintenance
- Melting of solids
- Heat-up drum contents to a required temperature
- Thermal mixing

Variety of standard sizes and configure-to-order options for special vessel heaters.



DRUM/PAIL HEATERS SELECTION GUIDE

| Type | Series | Page | Heater Width | Silicone layers and thickness per layer | IP Rating | Grounded | Available for Use with Poly Drums | Hazardous Area Rated |
|--|----------------|------|----------------|--|-------------------------------------|----------|-----------------------------------|----------------------|
| Heavy Duty Silicone Rubber Drum Heaters | DHCS/DPCS/DHLS | 122 | 102 mm (4 in) | 2 layers of 20 mil | IP54 | ✓ | ✓ | |
| Extra-Heavy Duty Silicone Rubber Drum Heaters | DHCH/DPCH | 122 | 102 mm (4 in) | 2 layers of 20 mil 1 layer of 27 mil | IP54 | ✓ | ✓ | |
| Silicone Rubber Drum Warmers (Preset) | DHCSR | 124 | 102 mm (4 in) | 2 layers of 20 mil | IP54 | ✓ | ✓ | |
| Silicone Rubber Drum Heaters | ECONO | 125 | 91 mm (3.6 in) | 2 layers of 20 mil | IP54 | ✓ | | |
| Hazardous-Area Silicone Rubber Drum Heaters | DHCX/DHNX | 126 | 203 mm (8 in) | 2 layers of 20 mil 2 layers of 27 mil | IP54 | ✓ | | ✓ |
| General-Purpose Full-Coverage Drum Heaters and Insulators | FGDH/FGDI | 128 | Full-Coverage | N/A | IP4X (Heaters) IP20 (Insulators) | ✓ | ✓ | |
| Wet-Area Full-Coverage Drum Heaters and Insulators | FGDHW/FGDIW | 131 | Full-Coverage | N/A | IP54 | ✓ | ✓ | |
| ATEX Full-Coverage Drum Heaters | WEX | 134 | Full-Coverage | N/A | IP65 | ✓ | ✓ | ✓ |

Wide range of options to fit your application.



SILICONE RUBBER DRUM/PAIL HEATERS – HEAVY DUTY & EXTRA-HEAVY DUTY

Features & Benefits

- ▶ Exceptional durability and flexibility for a wide range of poly and metal drum/pail heating applications
- ▶ Adjustable thermostat — Temperatures up to 71° C or 218° C (160° F or 425° F)
- ▶ Extra-wide 102 mm (4 in) surface coverage
- ▶ Moisture and chemical resistant — IP54 rated
- ▶ Grounded for your safety — meets NEC 427.23
- ▶ 1.8 m (6 ft) long power cord with choice of plug or leads
- ▶ Improves flow and reduces viscosity levels of drum and pail contents
- ▶ Solves a wide range of drum and pail heating applications — examples include viscosity control, freeze protection, temperature maintenance, and melting of solids
- ▶ Easy-to-use — simple plug-and-play design
- ▶ Rugged — provides long service life and can be used in a wide variety of environments

Specifications

Heater Width: 102 mm (4 in)

Voltage Options: 120 or 240 VAC

Exposure Temperature: -51° C to 232° C (-60° F to 450° F)

Dielectric Strength: Over 2000 volts

Attachment Type: Expandable spring closure — expands up to 76 mm (3 in)

Silicone Rubber Density:

- Heavy duty: 1560 g/m² (46,0 oz/yd²)
- Extra heavy duty: 2543 g/m² (75,0 oz/yd²)

Power Cord: 1,8 m (6 ft) long with choice of plug

- Standard 120 VAC: 3-prong grounded plug (NEMA 5-15P)
- CSA/cURus approved 120 & 240 VAC: bare wire leads

IP Rating: IP54

NOTE: If precise temperature control is required for your application, please contact BriskHeat or your local distributor for application assistance and product solutions.

Heaters should always be placed below fill level of container.



Ideal for a wide range of drum/pail applications



Easy-to-use adjustable thermostat



**Moisture
& Chemical
Resistant**



Plug & Play

SILICONE RUBBER DRUM/PAIL HEATERS – HEAVY DUTY & EXTRA-HEAVY DUTY

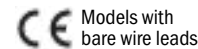
What is the difference between Heavy Duty and Extra-Heavy Duty?

Heavy Duty (DHCS | DPCS | DHLS series): Designed with two extra-thick layers of fiberglass reinforced silicone rubber for excellent strength and durability.

Extra Heavy Duty (DHCH | DPCH series): Designed with three extra-thick layers of fiberglass reinforced silicone rubber for ultimate strength and durability. The longest lasting and most durable silicone drum heater.

Ordering Information

Standard Design: 120 volts includes NEMA 5-15 plug and 240 volts include bare wire leads



| Heavy Duty | | Extra Heavy Duty | | Drum Size l (gal) | Drum Diameter mm | Drum Diameter in | Heater Length mm (in) | Drum Type | Adjustable Thermostat Range | Watt Density | Watts |
|---------------------|---------------------|---------------------|---------------------|----------------------|------------------------|---------------------|-----------------------------|--------------|-----------------------------------|----------------------------|-------|
| Part No. 120 VAC | Part No. 240 VAC | Part No. 120 VAC | Part No. 240 VAC | | | | | | | | |
| DHCS10 | DHCS20 | DHCH10 | DHCH20 | 13 to 26 (3,5 to 7) | 282 to 307 | 11,1 to 12,1 | 889 (35,0) | Metal | Up to 218°C (425°F) | 0,78 W/cm² (5,0 W/in²) | 550 |
| DHCS11 | DHCS21 | DHCH11 | DHCH21 | 57 to 61 (15 to 16) | 355 to 381 | 14,0 to 15,0 | 1118 (44,0) | | | | 700 |
| DHCS13 | DHCS23 | DHCH13 | DHCH23 | 114 (30) | 472 to 498 | 18,6 to 19,6 | 1486 (58,5) | | | | 1000 |
| DHCS15 | DHCS25 | DHCH15 | DHCH25 | 200 - 208 (55) | 566 to 589 | 22,3 to 23,2 | 1778 (70,0) | | | | 1200 |
| DHLS10 | DHLS20 | - | - | 13 to 26 (3,5 to 7) | 282 to 307 | 11,1 to 12,1 | 889 (35,0) | Metal | Up to 71°C (160°F) | 0,78 W/cm² (5,0 W/in²) | 550 |
| DHLS11 | DHLS21 | - | - | 57 to 61 (15 to 16) | 355 to 381 | 14,0 to 15,0 | 1118 (44,0) | | | | 700 |
| DHLS13 | DHLS23 | - | - | 114 (30) | 472 to 498 | 18,6 to 19,6 | 1486 (58,5) | | | | 1000 |
| DHLS15 | DHLS25 | - | - | 200 to 208 (55) | 566 to 589 | 22,3 to 23,2 | 1778 (70,0) | | | | 1200 |
| DPCS10 | DPCS20 | DPCH10 | DPCH20 | 13 to 26 (3,5 to 7) | 282 to 307 | 11,1 to 12,1 | 889 (35,0) | Poly | Up to 71°C (160°F) | 0,19 W/cm² (1,25 W/in²) | 150 |
| DPCS11 | DPCS21 | DPCH11 | DPCH21 | 57 to 61 (15 to 16) | 355 to 381 | 14,0 to 15,0 | 1118 (44,0) | | | | 208 |
| DPCS13 | DPCS23 | DPCH13 | DPCH23 | 114 (30) | 472 to 498 | 18,6 to 19,6 | 1486 (58,5) | | | | 250 |
| DPCS15 | DPCS25 | DPCH15 | DPCH25 | 200 - 208 (55) | 566 to 589 | 22,3 to 23,2 | 1778 (70,0) | | | | 300 |

CSA and cURus Approved Design: 120 and 240 volts include bare wire leads



| Heavy Duty | | Extra Heavy Duty | | Drum Size l (gal) | Drum Diameter mm | Drum Diameter in | Heater Length mm (in) | Drum Type | Adjustable Thermostat Range | Watt Density | Watts |
|---------------------|---------------------|---------------------|---------------------|----------------------|------------------------|------------------------|-----------------------------|--------------|-----------------------------------|----------------------------|-------|
| Part No. 120 VAC | Part No. 240 VAC | Part No. 120 VAC | Part No. 240 VAC | | | | | | | | |
| DHCS10A | DHCS20A | DHCH10A | DHCH20A | 13 to 26 (3,5 to 7) | 282 to 307 | 11,1 to 12,1 | 889 (35,0) | Metal | Up to 218°C (425°F) | 0,78 W/cm² (5,0 W/in²) | 550 |
| DHCS11A | DHCS21A | DHCH11A | DHCH21A | 57 to 61 (15 to 16) | 355 to 381 | 14,0 to 15,0 | 1118 (44,0) | | | | 700 |
| DHCS13A | DHCS23A | DHCH13A | DHCH23A | 114 (30) | 472 to 498 | 18,6 to 19,6 | 1486 (58,5) | | | | 1000 |
| DHCS15A | DHCS25A | DHCH15A | DHCH25A | 200 - 208 (55) | 566 to 589 | 22,3 to 23,2 | 1778 (70,0) | | | | 1200 |
| DHLS10A | DHLS20A | - | - | 13 to 26 (3,5 to 7) | 282 to 307 | 11,1 to 12,1 | 889 (35,0) | Metal | Up to 71°C (160°F) | 0,78 W/cm² (5,0 W/in²) | 550 |
| DHLS11A | DHLS21A | - | - | 57 to 61 (15 to 16) | 355 to 381 | 14,0 to 15,0 | 1118 (44,0) | | | | 700 |
| DHLS13A | DHLS23A | - | - | 114 (30) | 472 to 498 | 18,6 to 19,6 | 1486 (58,5) | | | | 1000 |
| DHLS15A | DHLS25A | - | - | 200 to 208 (55) | 566 to 589 | 22,3 to 23,2 | 1778 (70,0) | | | | 1200 |
| DPCS10A | DPCS20A | DPCH10A | DPCH20A | 13 to 26 (3,5 to 7) | 282 to 307 | 11,1 to 12,1 | 889 (35,0) | Poly | Up to 71°C (160°F) | 0,19 W/cm² (1,25 W/in²) | 150 |
| DPCS11A | DPCS21A | DPCH11A | DPCH21A | 57 to 61 (15 to 16) | 355 to 381 | 14,0 to 15,0 | 1118 (44,0) | | | | 208 |
| DPCS13A | DPCS23A | DPCH13A | DPCH23A | 114 (30) | 472 to 498 | 18,6 to 19,6 | 1486 (58,5) | | | | 250 |
| DPCS15A | DPCS25A | DPCH15A | DPCH25A | 200 - 208 (55) | 566 to 589 | 22,3 to 23,2 | 1778 (70,0) | | | | 300 |

Want a drum heater without controlling thermostat? Replace "C" with "N" in above part numbers. External control is required with this option

Accessories

| Part No. | Description |
|----------|--|
| 10180 | Replacement spring for BriskHeat® Silicone Rubber Drum Heaters |



SILICONE RUBBER DRUM/PAIL WARMERS

Features & Benefits

- ▶ Preset 29°C (85°F) built-in thermostat
- ▶ Designed for metal and poly drums/pails
- ▶ Moisture and chemical resistant — IP54 rated
- ▶ 1,8 m (6 ft) long power cord with NEMA 5-15P plug
- ▶ Temperature ideal for freeze protection and viscosity control — Maintains temperature between 19°C to 29°C (67°F and 85°F)
- ▶ Safe for both metal and poly drums
- ▶ Suitable for outdoor use
- ▶ Easy-to-use — simple plug-and-play design
- ▶ Rugged — provides long service life and can be used in a wide variety of environments

Specifications

Heater Width: 102 mm (4 in)

Voltage: 120 VAC (other voltages available upon request)

Exposure Temperature: -51°C to 232°C (-60°F to 450°F)

Dielectric Strength: Over 2000 volts

Attachment Type: Expandable spring closure — expands up to 76 mm (3 in)

Silicone Rubber Density: 1560 g/m² (46,0 oz/yd²)

Power Cord: 1,8 m (6 ft) long with standard 120 VAC: 3-prong grounded plug (NEMA 5-15P)

IP Rating: IP54



Moisture
& Chemical
Resistant



Plug & Play



Ordering Information

| Part No. 120 VAC | Drum Size l (gal) | Drum Diameter mm | Drum Diameter in | Heater Length mm (in) | Drum Type | Pre-set Thermostat | Watt Density | Watts |
|---------------------|----------------------|---------------------|---------------------|--------------------------|------------------|-----------------------|--|-------|
| DHCS10R | 3,5 to 7 (13 to 26) | 282 to 307 | 11,1 to 12,1 | 889 (35,0) | Metal or Poly | 29°C (85°F) | 0,78 W/cm ² (5,0 W/in ²) | 550 |
| DHCS11R | 15 to 16 (57 to 61) | 355 to 381 | 14,0 to 15,0 | 1118 (44,0) | | | | 700 |
| DHCS13R | 30 (114) | 472 to 498 | 18,6 to 19,6 | 1486 (58,5) | | | | 1000 |
| DHCS15R | 55 (200 - 208) | 566 to 589 | 22,3 to 23,2 | 1778 (70,0) | | | | 1200 |

For 240 VAC models, contact BriskHeat for assistance

Accessories:

| Part No. | Description |
|----------|--|
| 10180 | Replacement spring for BriskHeat® Silicone Rubber Drum Heaters |

Heaters should always be placed below fill level of container.

SILICONE RUBBER DRUM/PAIL HEATERS

Features & Benefits

- ▶ Economical 91 mm (3,6 in) wide drum heater
- ▶ Adjustable thermostat — Temperatures up to 218°C (425°F)
- ▶ Designed for metal drums and pails
- ▶ Moisture and chemical resistant — IP54 rated
- ▶ 1,8 m (6 ft) long power cord with choice of plug or leads

Specifications

Heater Width: 91 mm (3,6 in)

Voltage Options: 120 VAC or 240 VAC

Exposure Temperature: -51°C to 232°C (-60°F to 450°F)

Dielectric Strength: Over 2000 volts

Attachment Type: Expandable spring closure — expands up to 76 mm (3 in)

Silicone Rubber Density: 1560 g/m² (46,0 oz/yd²)

Power Cord: 1,8 m (6 ft) long with
120 VAC: 3-prong grounded plug (NEMA 5-15P)
240 VAC: bare wire leads

IP Rating: IP54



**Moisture
& Chemical
Resistant**



Plug & Play



When ordered with
bare wire leads



Up to 200°C
(392°F)

NOTE: If precise temperature control is required for your application, please contact BriskHeat or your local distributor for application assistance and product solutions.

Ordering Information

| 120 VAC | Part No. 240 VAC | Drum Size l (gal) | Drum Diameter mm | Drum Diameter in | Heater Length mm (in) | Watts |
|-----------|---------------------|----------------------|---------------------|---------------------|--------------------------|-------|
| ECON05-1 | ECON05-2 | 13 to 26 (3,5 to 7) | 282 to 307 | 11,1 to 12,1 | 889 (35,0) | 300 |
| ECON015-1 | ECON015-2 | 57 to 61 (15 to 16) | 355 to 381 | 14,0 to 15,0 | 1118 (44,0) | 500 |
| ECON030-1 | ECON030-2 | 114 (30) | 472 to 498 | 18,6 to 19,6 | 1486 (58,5) | 750 |
| ECON055-1 | ECON055-2 | 200 to 208 (55) | 566 to 589 | 22,3 to 23,2 | 1778 (70,0) | 1100 |

Accessories

| Part No. | Description | |
|----------|--|--|
| 10180 | Replacement spring for BriskHeat® Silicone Rubber Drum Heaters |  |

HAZARDOUS-AREA RATED SILICONE RUBBER DRUM HEATER

Features & Benefits

- ▶ FM Approved for Class I & II, Division 2 environments
- ▶ High-limit thermostat designed to keep heater below NEC Article 500 T-rating
- ▶ Dual setpoint NEMA 7 temperature controller connected to a high temperature limit indicator light
- ▶ Extra-wide 203 mm (8 in) surface coverage
- ▶ Moisture and chemical resistant — IP54 rated
- ▶ Grounded for your safety — meets NEC 427.23
- ▶ 1,8 m (6 ft) long power cord with explosion proof plug
- ▶ Intrinsically safe — Able to be used in hazardous environments
- ▶ Easy-to-use — simple plug-and-play design
- ▶ Rugged — provides long service life

Specifications

Heater Width: 203 mm (8 in)

Power Density: 0,39 W/cm² (2,50 W/in²)

Voltage Options: 120 VAC or 240 VAC

High Limit Thermostat:

- T3 model: 144 °C (292 °F)
- T4A model: 70 °C (158 °F)

Exposure Temperature: -51 °C to 204 °C (-60 °F to 400 °F)

Dielectric Strength: Over 2000 volts

Attachment Type: Expandable spring closures — expands up to 76 mm (3 in)

Outer Construction: Heating element is laminated between two layers of 23 mil and two layers of 27 mil reinforced silicone rubber

Silicone Rubber Density: 3526 g/m² (104 oz/yd²)

Power Cord:

- 1,8 m (6 ft) long for models with NEMA 7 controller (DHCX)
- 0,3 m (1 ft) long for models without controller (DHNX)

IP Rating: IP54

*Group A approval valid only with drum heater without NEMA 7 temperature controller (DHNX series)



Class I Division 2 Groups
A*, B, C, and D
Class II Division 2,
Groups F and G

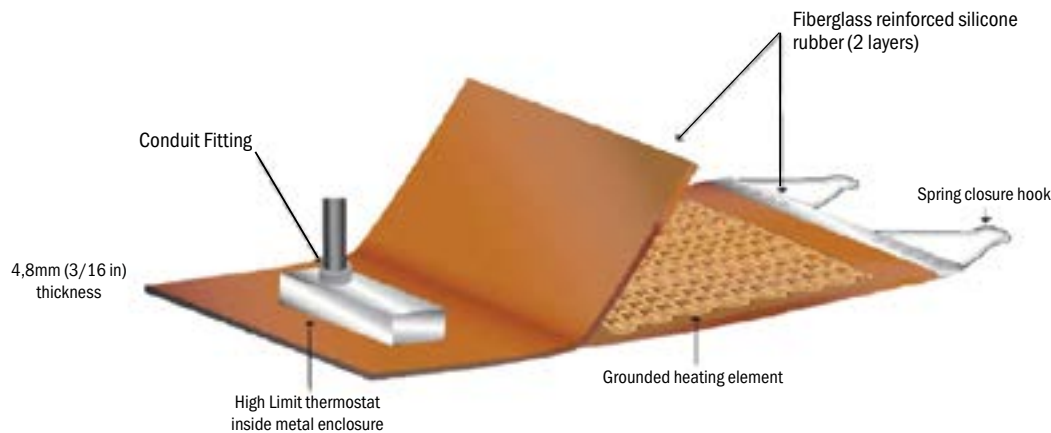


**Moisture
& Chemical
Resistant**



**DHCX — Includes NEMA 7 Controller and
High Temperature Limit Indicator Light**

HAZARDOUS-AREA RATED SILICONE RUBBER DRUM HEATER



Ordering Information

DHCX Series: With NEMA 7 controller and pilot light indicator. Includes 1,8 m (6 ft) long power cord with an explosion proof NEMA 5-15P (120 VAC) or NEMA 6-15P plug (240 VAC)

| Part No. | | Size l (gal) | Diameter mm (in) | Total Wattage | Length mm (in) | Width mm (in) | T-Rating | High Limit Thermostat Temperature °C (°F) |
|----------------------------|----------------------------|-----------------|---------------------|------------------|-------------------|------------------|----------|--|
| 120 VAC NEMA 5-15P plug | 240 VAC bare wire leads | | | | | | | |
| DHCX131000T3 | DHCX231000T3 | 114 (30) | 473 (18,6) | 1000 | 1486 (58,5) | 203 (8) | T3 | 144 (292) |
| DHCX131000T4A | DHCX231000T4A | | | | | | T4A | 70 (158) |
| DHCX151300T3 | DHCX251300T3 | 208 (55) | 566 (22,3) | 1300 | 1778 (70,0) | 203 (8) | T3 | 144 (292) |
| DHCX151300T4A | DHCX251300T4A | | | | | | T4A | 70 (158) |

DHNX Series: Without NEMA 7 controller and pilot indicator light. Includes 0,3 m (1 ft) long power lead exiting out of conduit fitting. External control is required with this option

| Part No. | | Size l (gal) | Diameter mm (in) | Total Wattage | Length mm (in) | Width mm (in) | T-Rating | High Limit Thermostat Temperature °C (°F) |
|---------------|---------------|-----------------|---------------------|------------------|-------------------|------------------|----------|--|
| 120 VAC | 240 VAC | | | | | | | |
| DHNX131000T3 | DHNX231000T3 | 114 (30) | 473 (18,6) | 1000 | 1486 (58,5) | 203 (8) | T3 | 144 (292) |
| DHNX131000T4A | DHNX231000T4A | | | | | | T4A | 70 (158) |
| DHNX151300T3 | DHNX251300T3 | 208 (55) | 566 (22,3) | 1300 | 1778 (70,0) | 203 (8) | T3 | 144 (292) |
| DHNX151300T4A | DHNX251300T4A | | | | | | T4A | 70 (158) |



We partnered with BriskHeat when we were still in our R&D phase. Using their knowledge, advice, and equipment, we've gone from a pilot operation to a fledgling manufacturing plant. We continue to add more of their silicone blankets and drum heaters as part of our expansion.



~ S Whalley
Arcitell

GENERAL-PURPOSE FULL-COVERAGE DRUM/PAIL HEATERS & INSULATORS

- ▶ Insulated to maximize energy efficiency and reduce heat-up time
- ▶ Heater has easy-to-program digital controller — Adjustable up to 71 °C or 232 °C (160 °F or 450 °F)
- ▶ Grounded for your safety — meets NEC 427.23
- ▶ Ideal for use in indoor/dry environments — IP4X
- ▶ 1, 8 m (6 ft) long power cord with choice of plug or leads
- ▶ Even heat distribution and maximum energy efficiency
- ▶ Easy-to-use — simple plug-and-play design
- ▶ Display is mounted on top of controller box for increased visibility and user convenience
- ▶ Reusable and rugged — long service life
- ▶ Safe — heater has unique 360° grounded heating element and cool-touch surface for your safety
- ▶ Ideal for a wide range of poly and metal drum/pail heating applications including viscosity control, freeze protection, temperature maintenance, melting of solids, and thermal mixing



Plug & Play



Fully Insulated
and Digital Control



Single-Zone Model —
Good general-purpose choice



Dual-Zone Model — Quickly
melt viscous materials like
molasses, syrups, etc.



Insulator Only Model — Pairs
nicely with BriskHeat® silicone rubber
or immersion drum heaters

GENERAL-PURPOSE FULL-COVERAGE DRUM/PAIL HEATERS & INSULATORS

Specifications

Outer Material: Silicone impregnated cloth

Insulation: 25 mm (1,0 in) thick fiberglass

Closure Method: Hook and loop fasteners

Maximum Exposure Temperature: 260°C (500°F)

IP Rating:

Heater models: IP4X | Insulator model: IP20

Heater Specifications

Operating Temperature:

- 10° to 232°C (50° to 450°F) for Metal Drums
- 10° to 71°C (50° to 160°F) for Poly Drums

Digital Control: On/off controller. Display is either °C or °F depending on model

Heated Area:

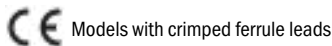
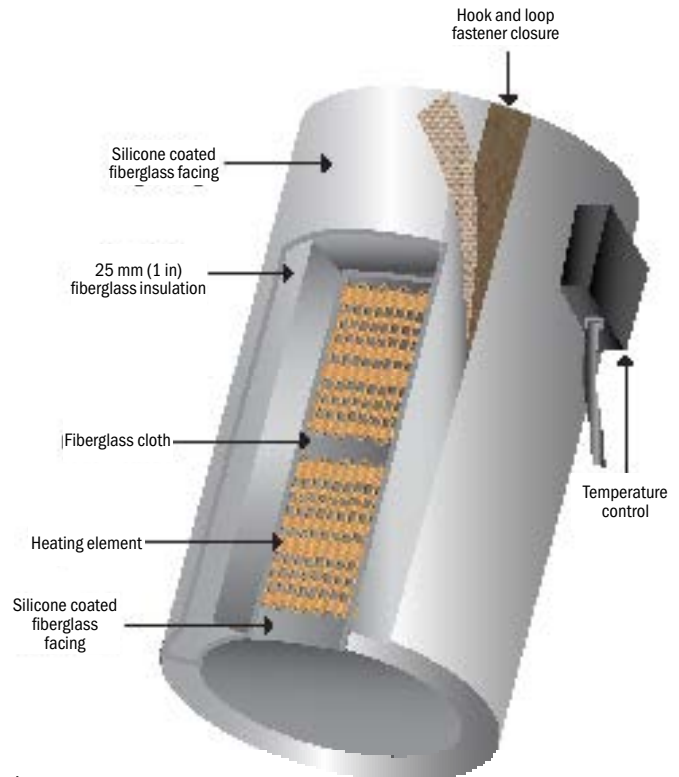
- 208 and 114 Liter size (55 and 30 gallon): Lower two thirds
- 61 and 19 Liter size (15 and 5 gallon): Lower third

Heating Element: 360° grounded heating element for your safety

Dielectric Strength: Over 2000 volts

Power Cord: 1,8 m (6 ft) long

- 120 VAC: 3-prong grounded plug (NEMA 5-15P)
- 240 VAC: 3-prong grounded plug (NEMA 6-15P) or crimped ferrule leads



Wide Range of Sizes



208 l (55 gal)



114 l (30 gal)



61 l (16 gal)



19 l (5 gal)

Custom Sizes and Designs Available: Contact BriskHeat® or your local distributor for more information.

800-848-7673 | 614-294-3376 | BriskHeat.com | bhtsales1@briskheat.com

GENERAL-PURPOSE FULL-COVERAGE DRUM/PAIL HEATERS & INSULATORS

Ordering Information

Single Zone (FGDH Series) - For Metal Drums

| Part No. | | 240 VAC with °C display and crimped ferrule leads | Insulator-only | Size l (gal) | Diameter mm (in) | Height mm (in) | Number of Zones | Total Wattage |
|---|---|---|----------------|-----------------|---------------------|-------------------|--------------------|------------------|
| 120 VAC with °F display and NEMA 5-15P plug | 240 VAC with °F display and NEMA 6-15P plug | | | | | | | |
| FGDHC55120DV | FGDHC55240DV | FGDHC55240DCV | FGDI55V | 208 (55) | 566 (22,3) | 924 (36,4) | 1 | 1600 |
| FGDHC30120D | FGDHC30240D | FGDHC30240DC | FGDI30 | 114 (30) | 473 (18,6) | 749 (29,5) | 1 | 1160 |
| FGDHC15120D | FGDHC15240D | FGDHC15240DC | FGDI15 | 61 (16) | 355 (14,0) | 678 (26,7) | 1 | 870 |
| FGDHC5120D | FGDHC5240D | - | - | 19 (5) | 307 (12,1) | 267 (10,5) | 1 | 550 |

Single Zone (FGDH Series) - For Poly Drums

| Part No. | | 240 VAC with °C display and crimped ferrule leads | Insulator-only | Size l (gal) | Diameter mm (in) | Height mm (in) | Number of Zones | Total Wattage |
|---|---|---|----------------|-----------------|---------------------|-------------------|--------------------|------------------|
| 120 VAC with °F display and NEMA 5-15P plug | 240 VAC with °F display and NEMA 6-15P plug | | | | | | | |
| FGPDHC55120DV | FGPDHC55240DV | FGPDHC55240DCV | FGDI55V | 208 (55) | 566 (22,3) | 924 (36,4) | 1 | 770 |
| FGPDHC30120D | - | - | FGDI30 | 114 (30) | 473 (18,6) | 749 (29,5) | 1 | 553 |

Dual Zone (FGDDC Series) - For Metal Drums

Designed to quickly melt viscous materials like molasses, syrups, etc.

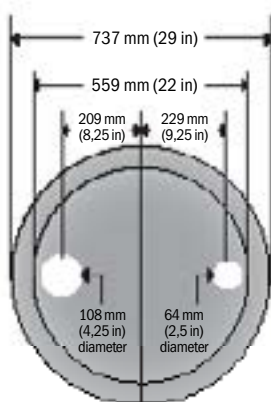
| Part No. | | Size l (gal) | Diameter mm (in) | Height mm (in) | Number of Zones | Total Wattage |
|---|---|-----------------|---------------------|-------------------|--------------------|----------------------|
| 240 VAC with °F display and NEMA 6-15P plug | 240 VAC with °C display and crimped ferrule leads | | | | | |
| FGDDC55240DV | FGDDC55240DCV | 208 (55) | 566 (22,3) | 924 (36,4) | 2 | 3200 (1600 per zone) |

Accessories:

| Part No. | Description |
|------------|--|
| FGDC55V | Drum Insulation Cover for 208 l (55 gal) |
| FGDHSTRIPV | 152 mm (6 in) wide strip that expands heater to fit up to a 615 mm (24,2 in) diameter drum. Strip is necessary for heater to fit around drums with removable lids. |



FGDC55V Drum Covers —
Helps reduce heat loss and speed
up heat-up time



FGDHSTRIPV Expansion Strip —
Expands heater to fit up to 615 mm
(24,2 in) diameter drums

Custom Sizes and Designs Available: Contact BriskHeat® or your local distributor for more information.

WET-AREA FULL-COVERAGE DRUM/PAIL HEATERS & INSULATORS

Features & Benefits

- ▶ Extra-durable, water resistant design for indoor/outdoor use and in wash-down environments — IP54
- ▶ Insulated, full-coverage design
- ▶ Heater has easy-to-program digital controller: Adjustable up to 60° C (140° F)
- ▶ Lightweight and easy to install with adjustable buckles
- ▶ Suitable for both metal and plastic drums/pails
- ▶ Ideal for a wide range of environments including outdoor and wash-down locations
- ▶ Even heat distribution and maximum energy efficiency
- ▶ Easy-to-use — simple plug-and-play design
- ▶ Reusable and rugged — long service life
- ▶ Safe — heater has unique 360° grounded heating element and cool-touch surface for your safety

NEW!



Insulator — Pairs nicely with BriskHeat® silicone rubber drum heaters



**Moisture
& Chemical
Resistant**



Plug & Play



Heater — All-in-one, plug-and-play solution



Easy-to-program digital controller



Adjustable nylon straps with buckles

WET-AREA FULL-COVERAGE DRUM/PAIL HEATERS & INSULATORS

Specifications

Outer Material: Extra-durable polyester cloth
Insulation: 13 mm (0,5 in) thick closed-cell melamine
Closure Method: Adjustable straps with buckles
Maximum Exposure Temperature: 82°C (180°F)
IP Rating: IP54

Heater Specifications

Operating Temperature: Up to 60°C (140°F)
Digital Control: Programmable in °C and °F
Built-in High-Limit Safety Thermostat: 85°C (185°F)
Heating Element: 360° grounded heating element for your safety
Dielectric Strength: Over 2000 volts
Power Cord: 1, 8 m (6 ft) long
 – 120 VAC: 3-prong grounded plug (NEMA 5-15P)
 – 240 VAC: 3-prong grounded plug (NEMA 6-15P)



Certified to UL safety standards
 Approval is for heater

Ordering Information

Heaters

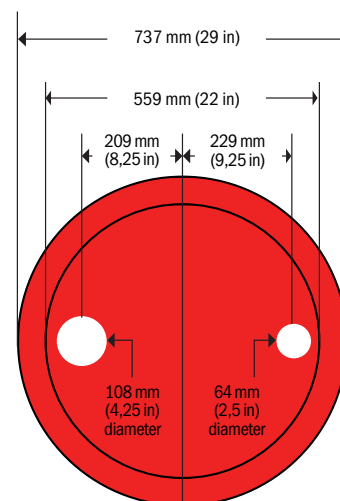
| Part No. 120 VAC | Part No. 240 VAC | Size l (gal) | Minimum Diameter mm (in) | Maximum Diameter mm (in) | Height mm (in) | Total Watts | Weight kg (lbs) |
|---------------------|---------------------|------------------------|--------------------------------|--------------------------------|-------------------|----------------|--------------------|
| FGPDHWC5120DV | FGPDHWC5240DV | 19 (5) | 274 (10,8) | 315 (12,4) | 343 (13,5) | 165 | 2,4 (6) |
| FGPDHWC15120DV | FGPDHWC15240DV | 57 to 61 (15 to 16) | 363 (14,3) | 404 (15,9) | 678 (26,7) | 210 | 3,3 (8) |
| FGPDHWC30120DV | FGPDHWC30240DV | 114 (30) | 478 (18,8) | 516 (20,3) | 749 (29,5) | 300 | 4,2 (10) |
| FGPDHWC55120DV | FGPDHWC55240DV | 208 (55) | 564 (22,2) | 615 (24,2) | 924 (36,4) | 600 | 5,6 (13) |

Insulators

| Part No. | Size l (gal) | Minimum Diameter mm (in) | Maximum Diameter mm (in) | Height mm (in) | Weight kg (lbs) |
|----------|------------------------|--------------------------------|--------------------------------|-------------------|--------------------|
| FGDIW5V | 19 (5) | 249 (9,8) | 297 (11,7) | 343 (13,5) | 1,4 (3) |
| FGDIW15V | 57 to 61 (15 to 16) | 323 (12,7) | 371 (14,6) | 678 (26,7) | 2,3 (5) |
| FGDIW30V | 114 (30) | 444 (17,5) | 493 (19,4) | 749 (29,5) | 3,2 (7) |
| FGDIW55V | 200 - 208 (55) | 536 (21,1) | 582 (22,9) | 924 (36,4) | 4,5 (10) |



208 liters (55-gallon)
insulator cover



Accessories

| Part No. | Description | Diameter |
|----------|--|----------------------------|
| FGDWC55V | Insulating cover; 208 liters (55 gallon) | 559 to 737mm (22 to 29 in) |

DRUM IMMERSION HEATERS

Features & Benefits

- ▶ Can be used on poly or metal drums
- ▶ Maximum thermal efficiency — faster heat-up rate compared to standard full-coverage heaters*
- ▶ Easy installation — screws directly into top of drum
- ▶ Grounded for safety
- ▶ Food-safe construction
- ▶ Ideal for non-acidic materials

Specifications

Voltage: 120 or 240 VAC

Wattage: 1000

Flange Connection Type: 51 mm (2 in) NPS bushing

Immersion Length: 813 mm (32 in) with bottom
305 mm (12 in) heated

Temperature Range: Up to 75°C (167°F)

Temperature Display: 3-digit 11,1 mm (0,4 in) high LED

Heater Construction: Incoloy 840

Environmental Operating Range: 5 to 50°C (41 to 122°F)

Controller Ingress Protection Rating: IP55


Accuracy: 01°C (0,2°F)

Alarm: High-limit visual at 82°C (180°F)

Power Cord: 3 m (10 ft) long

— 120V includes standard 3-prong plug (NEMA 5-15)

— 240V includes bare wire leads



Assembly is made with a heating element that is a UL Recognized Component (US and Canada)

NOTE: The heating tubes should be fully submerged. This should not be used with most acidic or caustic liquids. Please refer to the ATI 840 data sheet and chemical compatibility to determine suitability.

*When paired with insulator

Ordering Information

| Part No. | Voltage | Temperature Display Units | Wattage | Drum Size l (gal) | Drum Diameter mm (in) | Drum Height mm (in) |
|----------|---------|---------------------------|---------|-------------------|-----------------------|---------------------|
| DHI120 | 120 | °F | 1000 | 208 (55) | 57 (22) | 914 (36) |
| DHI240 | 240 | °F | 1000 | 208 (55) | 57 (22) | 914 (36) |
| DHI240C | 240 | °C | 1000 | 208 (55) | 57 (22) | 914 (36) |



Plug & Play

NEW!



Screws directly on top of drum for an easy installation

813 mm (32 in)



NEW!

Get even faster heat-ups when used with a BriskHeat® Wet-area Drum Heaters & Insulators.

See options starting on page 131.

Other sizes and styles of immersion heaters are available upon request.

ATEX FULL-COVERAGE DRUM HEATER

Features & Benefits

- ▶ ATEX approved
- ▶ Fully insulated design maximizes efficiency
- ▶ Temperatures up to 200 °C (392 °F)
- ▶ Robust construction for indoor or outdoor use — IP65
- ▶ Grounded for increased safety
- ▶ 2 built-in PT100 RTD sensors for monitoring process temperature and high limit temperature

NEW!



Specifications

Nominal Voltage: 230 VAC

Operating Temperatures:

- Steel drums: -40 °C to 200 °C (-40 °F to 392 °F)
- Plastic drums: -40 °C to 70 °C (-40 °F to 158 °F)

Ambient Temperature Range: -40 °C to 60 °C (-40 °F to 140 °F)

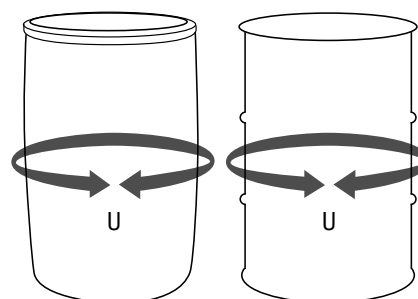
Temperature Class: T6, T5, T4, T3 (depending on temperature control limiter setpoint)

Zones: 1/2 (gas); 21/22 (dust)

Sensor: 2 standard 3-wire PT100 RTD sensors

Power Cord: 3 m (10 ft) long with crimped ferrule terminated leads

IP Rating: IP65



Explosion protection marking

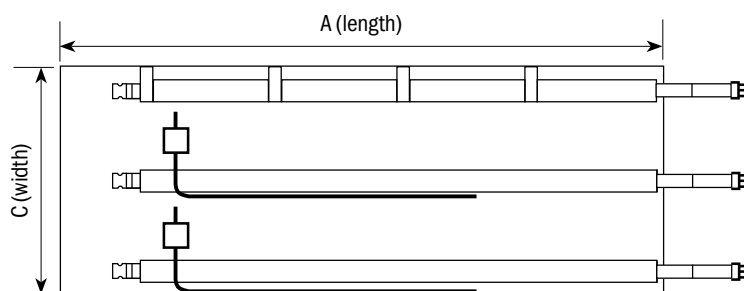
Gas II 2G Ex e mb IIC T3 Gb

Dust II 2D Ex e mb IIIC T120 °C Db

-40 °C ≤ Ta ≤ +60 °C (ambient temperature)

EC-type examination certificate

TPS 11 ATEX 29587 011 X



Ordering Information

| Part No. 230 VAC | Capacity l (gal) | Wattage | A Length mm (in) | U Circumference mm (in) | C Width mm (in) |
|----------------------------|---------------------|---------|------------------------|-------------------------------|-----------------------|
| WEXHD200-230ZE800-0210BHT3 | 200-220 (55) | 1200 | 2100 (82,7) | 1800-2100 (70,9 - 82,7) | 800 (31,5) |



An ATEX certified temperature controller is required for use with this product

Part No.: WEXRBL25-230ZESBH

See page 171 for details

Custom Sizes and Designs Available: Contact BriskHeat® or your local distributor for more information.

GENERAL-PURPOSE WRAPAROUND TOTE TANK/IBC HEATERS & INSULATORS

Features & Benefits

- ▶ Insulated, full-coverage design
- ▶ Adjustable thermostat control — Up to 71°C (160°F)
- ▶ Two separate heat zones allow users to adjust heater output as content levels decrease
- ▶ Built-in high limit safety thermostat set at 91°C (195°F)
- ▶ Adjustable buckles allow heater to fit several sizes of caged, plastic, and metal tote tanks/IBCs
- ▶ 1,8 m (6 ft) long power cord with choice of plug or crimped ferrule leads
- ▶ Wrap-around blanket design allows you to heat a tote tank/IBC from the outside
- ▶ Even heat distribution and maximum energy efficiency
- ▶ Does not contaminate or scorch your product
- ▶ Easy-to-use — simple plug-and-play design
- ▶ Reusable and rugged — long service life
- ▶ Safe — heater has unique 360° grounded heating element and cool-touch surface for your safety



Image above shown with optional top cover (sold separately)

Specifications

Outer Material: Silicone impregnated cloth

Insulation: 6 mm (0,25 in) thick fiberglass

Height: 914 mm (36 in), 1067 mm (42 in), or 1220 mm (48 in)

Circumference: Fits any vessel from 4064 mm (160 in) to 4877 mm (192 in)

Closure Method: Adjustable nylon straps with buckles (two across the top and three around the tank)

Voltage Options: 120 or 240 VAC

Operating Temperature: Adjustable up to 71°C (160°F)

Maximum Exposure Temperature: 260°C (500°F)

Built-in High-Limit Safety Thermostat: Manual reset 91°C (195°F)

Heating Element: 360° grounded heating element for your safety

Dielectric Strength: Over 2000 volts

Power Cord: 1,8 m (6 ft) long

– 120 VAC: 3-prong grounded plug (NEMA 5-15P)

– 240 VAC: Choice of 3-prong grounded plug (NEMA 6-15P) or crimped ferrule leads


IP Rating: IP2X



Plug & Play



Controls temperature easily with adjustable thermostats



Fits several tote tank sizes with adjustable nylon straps and buckles



Mouse hole provides easy access to spigot



(when ordered with crimped ferrule lead option)



GENERAL-PURPOSE WRAPAROUND TOTE TANK/IBC HEATERS & INSULATORS

How to Measure Your Tote Tank/IBC

1. Measure the height of the tote tank /IBC (Not including the pallet or support stand).
2. Measure the length and width of the tank. This determines the tank perimeter for the heated area.

$$\frac{\text{Tank Length}}{\text{Tank Length}} \times 2 + \frac{\text{Tank Width}}{\text{Tank Width}} \times 2 = \text{Tank Perimeter}$$

Note: If tank perimeter measurement is below 4064 mm (160 in) or above 4877 mm (192 in), contact factory for heater recommendation.



Ordering Information

| Part No. 120 VAC with NEMA 5-15P plug | Height mm (in) | Capacity l (gal) | Tank Perimeter Minimum mm (in) | Tank Perimeter Maximum mm (in) | Weight kg (lbs) | Total Wattage |
|--|-------------------|--------------------------|---|---|--------------------|------------------|
| TOTE361-ADJV | 914 (36) | 640 - 950 (175 - 250) | 4060 (160) | 4880 (192) | 15 (34) | 1440 |
| TOTE421-ADJV | 1067 (42) | 1000 (275) | 4060 (160) | 4880 (192) | 18 (40) | 1440 |
| TOTE481-ADJV | 1220 (48) | 1250 (330) | 4060 (160) | 4880 (192) | 21 (46) | 1440 |

| Part No. 240 VAC with NEMA 6-15P plug | Part No. 240 VAC with crimped ferrule leads | Height mm (in) | Capacity l (gal) | Tank Perimeter Minimum mm (in) | Tank Perimeter Maximum mm (in) | Weight kg (lbs) | Total Wattage |
|---|---|-------------------|--------------------------|--------------------------------------|--------------------------------------|--------------------|------------------|
| TOTE362-ADJV | TOTE362-ADJ-CVE | 914 (36) | 640 - 950 (175 - 250) | 4060 (160) | 4880 (192) | 15 (34) | 2880 |
| TOTE422-ADJV | TOTE422-ADJ-CVE | 1067 (42) | 1000 (275) | 4060 (160) | 4880 (192) | 18 (40) | 2880 |
| TOTE482-ADJV | TOTE482-ADJ-CVE | 1220 (48) | 1250 (330) | 4060 (160) | 4880 (192) | 21 (46) | 2880 |

Accessories

| Part No. | Description |
|-----------|--|
| TOTE-TOPV | Insulated top cover, minimizes heat loss |

Dimensions of top cover: 1016 x 1016 mm (40 x 40 in) with 102 mm (4 in) wide flaps. Flaps expand maximum dimensions to 1219 x 1219 mm (48 x 48 in)

Insulation thickness of top cover: 6 mm (0,25 in)



Optional Insulating Cover

Custom Sizes and Designs Available: Contact BriskHeat® or your local distributor for more information.

EASY WAYS TO ORDER

1. Contact your local distributor. Check BriskHeat.com to locate a local distributor.
2. Call BriskHeat® at 800-848-7673 or 614-294-3376. We have a staff of application specialists to solve your unique needs.
3. Order online at BriskHeat.com - 24/7.

PAYMENT TERMS

Credit Card Options



Net 30 Option

Net 30 Terms are available to qualified companies. Please contact your Account Manager for additional details.

WET-AREA WRAPAROUND TOTE TANK/IBC HEATERS & INSULATORS

Features & Benefits

- ▶ Extra-durable, water resistant design for outdoor/indoor use and in wash-down environments
- ▶ Insulated, full-coverage design
- ▶ Heater has easy-to-program digital controller: Adjustable up to 60 °C (140 °F)
- ▶ Lightweight and easy-to-install with adjustable buckles
- ▶ Suitable for both metal and plastic IBC/tote tanks
- ▶ Ideal for a wide range of environments including outdoor and wash-down locations
- ▶ Even heat distribution and maximum energy efficiency
- ▶ Does not contaminate or scorch your product
- ▶ Easy-to-use — simple plug-and-play design
- ▶ Reusable and rugged — long service life
- ▶ Safe — heater has unique 360 ° grounded heating element and cool-touch surface for your safety

NEW!



All-in-one heater with plug-and-play solution

Image above shown with optional top cover (sold separately)



Insulator — Pairs nicely with BriskHeat® Tote Tank/IBC Immersion Heater. See page 139 for details.

Image above shown with optional top cover (sold separately)



Plug & Play



Moisture Resistant



Easy-to-program digital controller



Adjustable nylon straps with buckles

WET-AREA WRAPAROUND TOTE TANK/IBC HEATERS & INSULATORS

Specifications

Outer Material: Extra-durable polyester cloth

Insulation: 13 mm (0,5 in) thick closed-cell melamine

Closure Method: Adjustable straps with buckles

Maximum Exposure Temperature: 82°C (180°F)

Height: 914 mm (36 in), 1067 mm (42 in), or 1220 mm (48 in)

Circumference: Fits any vessel from 4064 mm (160 in) to 4877 mm (192 in)

IP Rating: IP54

Additional specifications for heater

Operating Temperature: Up to 60°C (140°F)

Digital Control: Programmable in °C and °F

Built-in High-Limit Safety Thermostat: 85°C (185°F)

Heating Element: 360° grounded heating element for your safety

Dielectric Strength: Over 2000 volts

Power Cord: 1,8 m (6 ft) long

120 VAC: 3-prong grounded plug (NEMA 5-15P)

240 VAC: 3-prong grounded plug (NEMA 6-15P)



Heater
(TOTEW series)

Insulator
(TOTEWI series)



Optional Insulating Cover



Certified to UL safety standards
Approval is for heater

Ordering Information

Heaters

| Part No. 120VAC | Part No. 240VAC | Height mm (in) | Capacity l (gal) | Tank Perimeter Minimum mm (in) | Tank Perimeter Maximum mm (in) | Weight kg (lbs) | Total Wattage |
|--------------------|--------------------|-------------------|--------------------------|--------------------------------------|--------------------------------------|--------------------|------------------|
| TOTEW361-ADJV | TOTEW362-ADJV | 914 (36) | 640 - 950 (175 - 250) | 4060 (160) | 4880 (192) | 9 (19) | 1440 |
| TOTEW421-ADJV | TOTEW422-ADJV | 1067 (42) | 1000 (275) | 4060 (160) | 4880 (192) | 10 (23) | 1440 |
| TOTEW481-ADJV | TOTEW482-ADJV | 1220 (48) | 1250 (330) | 4060 (160) | 4880 (192) | 12 (26) | 1440 |

Insulators

| Part No. | Height mm (in) | Capacity l (gal) | Tank Perimeter Minimum mm (in) | Tank Perimeter Maximum mm (in) | Weight kg (lbs) |
|-----------|-------------------|--------------------------|--------------------------------------|--------------------------------------|--------------------|
| TOTEW36IV | 914 (36) | 640 - 950 (175 - 250) | 4060 (160) | 4880 (192) | 16 (7) |
| TOTEW42IV | 1067 (42) | 1000 (275) | 4060 (160) | 4880 (192) | 20 (9) |
| TOTEW48IV | 1220 (48) | 1250 (330) | 4060 (160) | 4880 (192) | 23 (11) |

Accessories

| Description | Part No. |
|------------------------------|------------|
| Optional insulated top cover | TOTEW-TOPV |

Dimensions of top cover: 1016 x 1016 mm (40 x 40 in) with 102 mm (4 in) wide flaps. Flaps expand maximum dimensions to 1219 x 1219 mm (48 x 48 in)

Insulation thickness of top cover: 6 mm (0,25 in)

TOTE TANK/IBC IMMERSION HEATERS

Features & Benefits

- ▶ Maximum thermal efficiency — twice the heat-up rate compared to standard wrap-around heaters*
- ▶ Easy installation/universal fit — screws directly into top of tank
- ▶ Adjustable control
- ▶ Grounded for safety
- ▶ Ideal for non-acidic materials



Plug & Play

Specifications

Voltage: 120 or 240 VAC

Wattage: 1500

Flange Connection Type: 51 mm (2 in) NPS bushing adapter included

Immersion Length: 864 mm (34 in) with bottom 457 mm (18 in) heated

Temperature Range: Up to 75°C (167°F)

Temperature Display: 3-digit digital

Heater Construction: Incoloy 840

Environmental Operating Range: 5 to 50°C (41 to 122°F)

Controller IP Rating: IP55

Accuracy: 0,1°C (0,2°F)

Alarm: High-limit visual at 82°C (180°F)

Power Cord: 3 m (10 ft) long

– 120V includes standard 3-prong plug (NEMA 5-15)

– 240V includes bare wire leads

Caution: The heating element should be fully submerged and should not be used with highly-concentrated acids

*When paired with insulator

Ordering Information


| Part No. | Voltage | Temperature Display Units | Wattage | Length mm (in) |
|----------|---------|---------------------------|---------|----------------|
| TTI120 | 120 | °F | 1500 | 864 (34) |
| TTI240 | 240 | °F | 1500 | 864 (34) |
| TTI240C | 240 | °C | 1500 | 864 (34) |

Other sizes and styles of immersion heaters are available upon request.

Get even faster heat-ups when used with a BriskHeat® Wet-area IBC Heaters & Insulators.

See options starting on page 137.

NEW!



Screws directly onto top of tank – cap adapter provides a universal fit and easy installation

NEW!



ATEX WRAPAROUND TOTE TANK/IBC HEATERS

NEW!

Features & Benefits

- ▶ ATEX approved
- ▶ Fully insulated design maximizes efficiency
- ▶ Temperatures up to 200 °C (392 °F)
- ▶ Robust construction for indoor or outdoor use — IP65
- ▶ Grounded for increased safety
- ▶ 2 built-in PT100 RTD sensors for monitoring process temperature and high-limit temperature

Specifications

Nominal Voltage: 230 VAC

Operating Temperatures:

- Steel IBC: -40 °C to 200 °C (-40 °F to 392 °F)
- Plastic IBC: -40 °C to 70 °C (-40 °F to 158 °F)

Ambient Temperature Range: -40 °C to 60 °C (-40 °F to 140 °F)

Temperature Class: T6, T5, T4, T3 (depending on temperature control limiter setpoint)


Zones: 1/2 (gas); 21/22 (dust)


Sensor: 2 standard 3-wire PT100 RTD sensors

Power Cord: 3 m (10 ft) long with crimped ferrule terminated leads

IP Rating: IP65

Explosion protection marking

Gas  II 2G Ex e mb IIC T3 Gb

Dust  II 2D Ex e mb IIC T120 °C Db

-40 °C ≤ Ta ≤ +60 °C (ambient temperature)

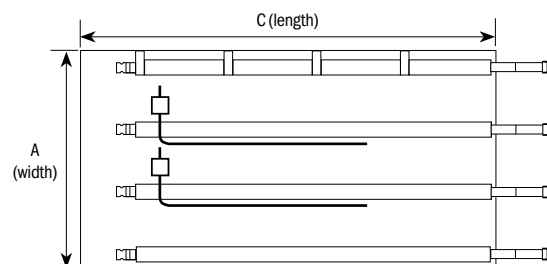
EC-type examination certificate

TPS 11 ATEX 29587 011 X



Moisture Resistant

*Shown with optional cover



Ordering Information

| Part No. 230 VAC | Capacity l (gal) | Wattage | A Width mm (in) | C Total Length mm (in) | C Heated Length mm (in) |
|----------------------------|---------------------|---------|-----------------------|------------------------------|-------------------------------|
| WEXHCIBC-230ZE100-0440XHT3 | 1000 (275) | 2400 | 1000 (39,4) | 4400 (173,2) | 3900 (153,5) |

Accessories

| Part No. | Description |
|----------|---|
| WEXHIIBC | IBC tote tank cover minimizes heat loss and improves efficiency |



An ATEX certified temperature controller is required for use with this product

Part No.: WEXRBL25-230ZESBH

See page 171 for details

Custom Sizes and Designs Available: Contact BriskHeat® or your local distributor for more information.

SILICONE RUBBER TOTE TANK/IBC HEATERS & CONTROL

Features & Benefits

- ▶ Installs underneath plastic bladder for direct surface contact
- ▶ 813 x 914 mm (32 x 36 in) silicone rubber heater with 13 mm (0,5 in) thick foam insulation
- ▶ Moisture and chemical resistant
- ▶ Includes digital on/off temperature controller
- ▶ Type-K thermocouple sensor built into heater
- ▶ Quicker heat-up time due to heater having direct surface contact underneath the bladder
- ▶ Even heat distribution
- ▶ Does not contaminate or scorch your product
- ▶ Easy-to-use — simple plug-and-play design
- ▶ Reusable and rugged — long service life
- ▶ Safe — heater has unique 360° grounded heating element and cool-touch surface for your safety



Moisture
& Chemical
Resistant



Plug & Play

Specifications

Heater Construction: Multi-stranded knit and braid heating element laminated between two extra-thick layers of 20 mil fiberglass reinforced silicone rubber

Insulation: 6 mm (0,25 in) thick silicone foam

Voltage Options: 120 or 240 VAC

Operating Temperature: -18 to 79 °C (0 °F to 175 °F)

Maximum Exposure Temperature: 82 °C (180 °F)

Dielectric Strength: Over 2000 volts

Temperature Sensor: Type-K thermocouple built into heater

Heater Power Cord: 1,8 m (6 ft) long with IP67 4-pin (NEMA 6P equivalent) plug

Temperature Controller Power Cord: 1,8 m (6 ft) long

- 120 VAC: 3-prong grounded plug (NEMA 5-15P)
- 240 VAC: 3-prong grounded plug (NEMA 6-15P)

IP Rating:

- Heater: IP56
- Controller: IP64



Includes an outdoor digital temperature controller. See page 166 for more details

Ordering Information

| Part No. | Heater Size mm (in) | Volts | Watts | Part No. with °C controller | Part No. with °F controller | Heater Only* |
|------------|------------------------|-------|-------|--------------------------------|--------------------------------|--------------|
| TTH32361DK | 813 x 914 (32 x 36) | 120 | 1600 | TTH32361DK-C | TTH32361DK | TTH32361D |
| TTH32362DK | 813 x 914 (32 x 36) | 240 | 3200 | TTH32362DK-C | TTH32362DK | TTH32362D |

* External control is required with this option.



Installs Underneath Bladder for Quick Heat-up Time

GAS CYLINDER WARMERS

Features & Benefits

- ▶ Full coverage warms entire body of gas cylinder
- ▶ Self-regulating heating element requires no additional temperature control
- ▶ Hazardous-area rated model available
- ▶ 3 m (10 ft) long power cord
- ▶ Improves process control and reduces wasted condensed gas by creating a convection current and increasing the pressure inside the cylinder
- ▶ SF6, Propane, Nitrogen, Oxygen, BCl3, WF6, and HF gases benefit from this process
- ▶ Even heat distribution and maximum energy efficiency
- ▶ Easy-to-use simple plug-and-play design
- ▶ Reusable and rugged with long service life
- ▶ Intrinsically safe — design can be used in hazardous environments (HCW series)

Specifications

Outer Material: Silicone impregnated cloth

Insulation:

- Sides: 51 mm (2 in) thick fiberglass
- Top: 13 mm (0, 50 in) thick fiberglass

Total Wattage: Up to 150 watts

Voltage Options: 120 or 240 VAC

Frequency Range: 50-60 Hz

Closure Method: Hook and loop fastener

Ambient Temperature Range: -1° to 35°C (30° to 95°F)

Power Lead Type:

- Ordinary location model (GCW): SJOW cord
- Hazardous Location model (HCW): Teck 90 cable

GCW Power Cord: 3 m (10 ft) long

- 120 VAC: Grounded 3-prong plug (NEMA 5-15P)
- 240 VAC: Crimped ferrule leads

HCW Power Cord: 3 m (10 ft) long with bare wire leads



Class I Division 1
Groups B, C, and D
(HCW series)



Plug & Play



Moisture
Resistant

Patent 7,015,425 B2



GAS CYLINDER WARMERS

Ordering Information

| Part No. 120 VAC | Part No. 240 VAC | Environment | Cylinder Size mm | Cylinder Size in | Watts |
|---------------------|---------------------|-------------------|---------------------|---------------------|-------|
| GCW8481501 | GCW8481502 | Ordinary Location | 203 x 1219 | 8 x 48 | 150 |
| GCW9511501 | GCW9511502 | | 229 x 1295 | 9 x 51 | 150 |
| GCW15431501 | GCW15431502 | | 381 x 1092 | 15 x 43 | 150 |
| HCW8481501 | HCW8481502 | Hazardous-Area | 203 x 1219 | 8 x 48 | 150 |
| HCW9511501 | HCW9511502 | | 229 x 1295 | 9 x 51 | 150 |
| HCW15431501 | HCW15431502 | | 381 x 1092 | 15 x 43 | 150 |

Part Number Matrix

Gas Cylinder Warmer Model: _____

GCW- (for Ordinary Locations)

HCW- (CSA Class I Division I Groups B, C & D)

Diameter in inches: _____

Length in inches: _____

Total Wattage: _____

50, 100, 150

Voltage: _____

1- (120 VAC), 2- (240 VAC)

| | | | | |
|-----|----|----|-----|---|
| GCW | 15 | 43 | 150 | 1 |
|-----|----|----|-----|---|

Hazardous-Area Rated Models (HCW Series) Min/Max Cylinder Sizes

Diameter:

Minimum: 203 mm (8 in)

Maximum: 381 mm (15 in)

Length:

Minimum: 381 mm (15 in)

Maximum: 1295 mm (51 in)

Ordinary Location Models (GCW series): can be designed for a wide range of gas cylinder sizes. Call BriskHeat® for details.

Accessories

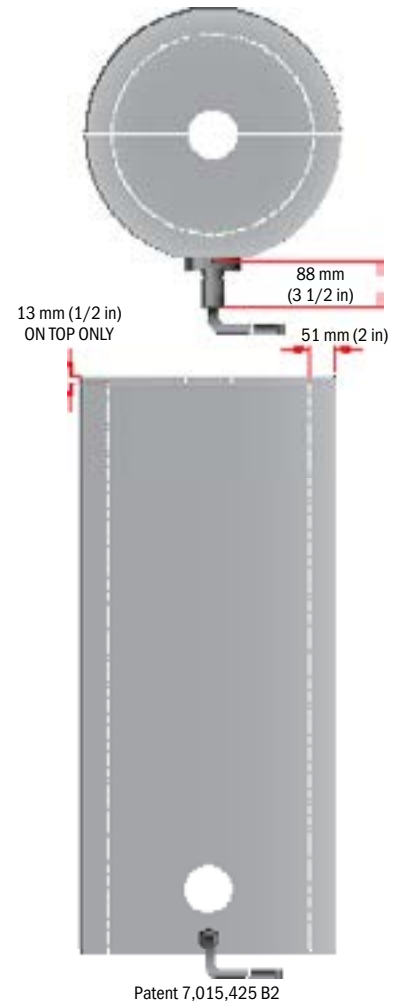
| Part No. | Description |
|----------|--|
| GCWTOP | Gauge/Valve Cover |
| GCW12B | 305 mm (12 in) Cylinder Base Insulation Pad for 203 mm (8 in) Cylinder. 6 mm (0,25 in) insulation thickness |
| GCW15B | 381 mm (15 in) Cylinder Base Insulation Pad for 229 mm (9 in) Cylinder. 6 mm (0,25 in) insulation thickness |
| GCW18B | 457 mm (18 in) Cylinder Base Insulation Pad for 381 mm (15 in) Cylinder. 6 mm (0,25 in) insulation thickness |



Gauge/
Valve Cover

Cylinder Base Insulation Pad - Placed between cylinder and floor. Further insulates the cylinder from heatsinks such as a concrete floor.

Valve Cover - Placed on top. Reduces the amount of heat loss through the top of the cylinder. Dimensions: 1118 mm (44 in) diameter with 102 mm (4 in) opening.



Patent 7,015,425 B2



Custom Gas Cylinder Heater
with LYNX® controls

Custom Sizes and Designs Available: Contact BriskHeat® or your local distributor for more information.

ATEX GAS CYLINDER HEATERS

Features & Benefits

- ▶ ATEX approved
- ▶ Fully insulated design maximizes efficiency
- ▶ Temperatures up to 200 °C (392 °F)
- ▶ Robust construction for indoor or outdoor use — IP65
- ▶ Grounded for increased safety
- ▶ 2 built-in PT100 RTD sensors for monitoring process temperature and high limit temperature
- ▶ Improves process control and reduces wasted condensed gas by creating a convection current and increasing the pressure inside the cylinder
- ▶ Gas known to benefit from this process: SF6, Propane, Nitrogen, Oxygen, BCl3, WF6, and HF

Specifications

Nominal Voltage: 230 VAC

Operating Temperatures:

- Pressurized: -40°C to 50°C (-40°F to 122°F)
- Non-pressurized: -40°C to 200°C (-40°F to 392°F)

Ambient Temperature Range: -40°C to 60°C (-40°F to 140°F)

Temperature Class: T6, T5, T4, T3 (depending on temperature control limiter setpoint)

Zones: 1/2 (gas); 21/22 (dust)

Sensor: 2 standard 3-wire PT100 RTD sensors


Power Cord: 3 m (10 ft) long with crimped ferrule terminated leads

IP Rating: IP65



Explosion protection marking

Gas  II 2G Ex e mb IIC T3 Gb

Dust  II 2D Ex e mb IIIC T120°C Db
-40°C ≤ Ta ≤ +60°C (ambient temperature)

EC-type examination certificate

TPS 11 ATEX 29587 011 X

Note: Please consider the technical rules

TRG 310/TRBS 3145/TRGS 745

Maximum operating temperature 50°C (cylinder temperature)

Ordering Information

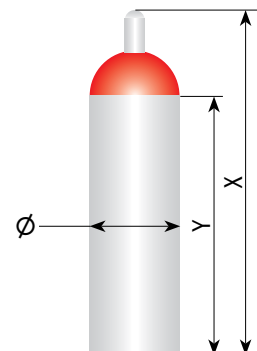
| Part No. 230 VAC | Capacity l | Wattage | X Total Height mm (in) | Y Cylinder Height mm (in) | Ø Diameter mm (in) |
|----------------------------|---------------|---------|------------------------------|---------------------------------|--------------------------|
| WEXHB010-230ZE140-0080BHT3 | 10 | 380 | 1010 (39,8) | 800 (31,5) | 140 (5,5) |
| WEXHB050-230ZE230-0140BHT3 | 50 | 850 | 1670 (65,7) | 1400 (55,1) | 230 (9,1) |
| WEXHB079-230ZE318-0100BHT3 | 79 | 850 | 1290 (50,8) | 1000 (39,4) | 318 (12,5) |



An ATEX certified temperature controller is required for use with this product

Part No.: WEXRBL25-230ZESBH

See page 171 for details



Custom Sizes and Designs Available: Contact BriskHeat® or your local distributor for more information.

TEMPERATURE CONTROLLERS & SENSORS





















BriskHeat

TEMPERATURE CONTROLLERS SELECTION GUIDE

| Photo | Product Series | Control Type | Available Voltage ¹ | | | | Max. Amps/Zone | Application Temperature ² | Environmental Exposure ³ |
|---|--|---|--------------------------------|-----|-----|-----|-----------------------------------|--|---|
| | | | 120 | 240 | 277 | 480 | | | |
|  | LYNX [®] Temperature Controller Module | PID autotune | X | | | - | 7 at < 77°F 4 at < 104°F | 0°C to 593°C (0°F to 1100°F) | -10°C to 40°C (14°F to 104°F); 80% humidity at 88°F; 50% humidity at 104°F |
|  | MPC2 Multipoint Control Panel | Ramp/soak | X | X | X | X | 60 | 0°C to 1050°C (32°F to 1922°F) | -10°C to 40°C (14°F to 104°F); < 90% humidity at 40°C |
|  | SDX Digital PID | PID autotune | X | X | - | - | 15 (No. American); 10 (Europe) | 0°C to 999°C (0°F to 999°F) | 0°C to 44°C (32°F to 111°F); < 95% humidity |
|  | SDC Benchtop | Digital on/off | X | X | - | - | 10 | J -40°F to 698°F K -40°F to 899°F | 0°C to 59°C (32°F to 138°F) |
|  | SDCE Benchtop | Digital on/off | X | X | - | - | 8 | J -40°F to 698°F K -40°F to 899°F R -58°F to 842°F | 0°C to 38°C (32°F to 100°F) |
|  | BH-330 Outdoor Digital (Requires Remote) | Inline with fast adaptive tuning | X | | | - | 10 | RTD -25°C to 600°C K -200°C to 1350°C | -20°C to 45°C (-4°F to 113°F) < 90% humidity |
|  | BH-510 Outdoor Digital | Digital with fast adaptive tuning | X | | | - | 16 (w/ext. fuse) 10 std | RTD -120°C to 850°C K -200°C to 1350°C | -20°C to 50°C (-4°F to 122°F) < 90% humidity |
|  | BH-610 Outdoor Digital | Digital with fast adaptive tuning | X | | | - | 40 | RTD -120°C to 850°C K -200°C to 1350°C | -20°C to 50°C (-4°F to 122°F) < 90% humidity |
|  | WEXRBL25-230ZESBH | Digital on/off with high temp and limiter | - | X | - | - | 25 | 0°C to 450°C (°C display only) | -20°C to 40°C (-4°F to 104°F) |
|  | BH2100 | Digital | X | | | - | 30 | -18°C to 148°C (0°F to 300°F) | -30°C to 70°C (-22°F to 158°F) |
|  | TC4000 Wet-Area | Digital on/off | X | | | - | 30 | 0°C to 999°C (0°F to 999°F) | 0°C to 40°C (32°F to 104°F); < 85% humidity |
|  | TC4X Digital | Digital on/off | X | | | - | 15 (@120 V) 10 (@240 V) | -40°C to 100°C (-40°F to 212°F) | -40°C to 60°C (-40°F to 140°F); < 95% humidity |
|  | TTD Digital | Digital on/off | X | X | - | - | 15 | 32°F to 175°F 32°F to 500°F 32°F to 999°F | -10°C to 55°C (14°F to 131°F) |
|  | TB4000 Wet-Area | Bulb and capillary | X | X | X | X | 50 | 0°F to 150°F 50°F to 300°F 150°F to 650°F | -40°C to 60°C (-40°F to 140°F) |
|  | TB250N | Bulb and capillary | X | | | - | 22 | 0°F to 150°F 100°F to 250°F | -40°C to 60°C (-40°F to 140°F); 0 to 95% humidity |
|  | TB110N Hazardous-Area | Bulb and capillary | X | | | - | 22 | 25°F to 325°F 300°F to 650°F | -40°C to 71°C (-40°F to 160°F) |
|  | TS099_Portable | Bulb and capillary | X | X | - | - | 15 | 60°F to 250°F 150°F to 550°F | -40°C to 71°C (-40°F to 160°F) |
|  | HL101 Limit Controller | Temperature limit switch NOT FOR CONTROL | X | X | - | - | 15 | N/A | N/A |
|  | TD101N Auto On/Off | Thermostat | X | | | - | 25 | -40°F to 200°F (specify range) | -40°C to 105°C (-40°F to 221°F) |
|  | TD101X-Auto On/Off | Thermostat | X | | | - | 25 | -40°F to 200°F (specify range) | -40°C to 105°C (-40°F to 221°F) |
|  | TB261N | Ambient | X | | | - | 22 | 20°F to 110°F | -40°C to 60°C (-40°F to 140°F) |
|  | TPO Portable | Time percent | X | X | - | - | 15 | - | -40°C to 71°C (-40°F to 160°F) |


Notes: ¹ Other voltages as well as 3-phase may be available. ² Application temperature may be limited by heating blanket or process requirements. ³ Temperature range is during operation. Humidity values shown are for non-condensing temperatures.

TEMPERATURE CONTROLLERS SELECTION GUIDE

| Nema Rating | IP Rating | Approvals ⁴ | Indoor | Outdoor | Accuracy | Sensor | | Page No. |
|-------------|-------------------|---|--------|---------|--|---|----------|----------|
| | | | | | | Type | Included | |
| - | IP10 (OI) IP20 |   Dock CE (RTD only) | X | - | Type-J: ±1,09°C Type-K: ±1,125°C RTD: ±(0,25°C + 0,125% of temp) | Type-J or Type-K thermocouple; PT100 RTD | No | 148 |
| - | - |   (By request) | X | - | ±0,2% current temp | Type-J or Type-K thermocouple; PT100 RTD | No | 157 |
| - | IP30 |   | X | - | ±0,5% full scale ±1 digit @ 25°C | Type-J or Type-K thermocouple; PT100 RTD | Yes | 160 |
| - | - | - | X | - | ±1% full scale | Type-J or Type-K thermocouple | Yes | 161 |
| - | - |  | X | - | ±0,5% full scale ±1 digit @ 25°C | Type-J or Type-K thermocouple; PT100 RTD | Yes | 162 |
| - | IP67 |  | X | X | ±2°C up to 700°C (<0,5% scale) | Type-K thermocouple; RTD | No | 167 |
| - | IP65 |  | X | X | ±2°C up to 700°C (<0,5% scale) | Type-K, Type-J, Type-N thermocouple; PT100 & PT1000 RTD | No | 169 |
| - | IP65 |  | X | X | ±2°C up to 700°C (<0,5% scale) | Type-K, Type-J, Type-N thermocouple; PT100 & PT1000 RTD | No | 169 |
| - | IP64 | Gas: II 2G EX e mb IIC T3 Gb Dust: II 2D EX e mb IIIC T120°C Db TUV 10 ATEX 556065   | X | X | ±0,5% current temp | PT100 RTD (2 or 3 wire) | No | 171 |
| - | IP67 |  (Pending) | X | X | ±1% @ -40°C to 105°C | Thermistor (3-wire RTD option) | Yes | 172 |
| 4X | IP65 |  508A | X | X | ±0,2% current temperature | Type-J or Type-K thermocouple; PT100 RTD | No | 165 |
| 4X | IP66 |   | X | X | ±3°F (-40°F to 4°F) ±2°F (5°F to 167°F) ±3°F (168°F to 212°F) | A99BB type PTC | Yes | 166 |
| - | IP64 | - | X | X | ±1% full scale | Type-K thermocouple | No | 170 |
| 4X | IP66 | - | X | X | ±3°C (±5°F) | 304 SS bulb and capillary | Yes | 177 |
| 3R | IP24 |  | X | X | ±3°C (±6°F) | Tinned copper bulb and capillary | Yes | 176 |
| 7 & 9 | - |     (C1-D1&2; C2-D1&2) | X | X | ±3°C (±5°F) | 304 SS bulb and capillary | Yes | 174 |
| - | - | - | X | - | ±3°C (±5°F) | Copper bulb and capillary | Yes | 178 |
| - | - | - | X | - | ±1% full scale | Type-J or Type-K thermocouple | Yes | 163 |
| - | - |    | X | X | 50°F to 80°F (±6°F) 81°F to 200°F (±5°F) | Bimetal thermostat | N/A | 173 |
| - | - |   | X | X | 50°F to 80°F (±6°F) 81°F to 200°F (±5°F) | Bimetal thermostat | N/A | 173 |
| 4X | IP66 |  | X | X | ±1,6°C (±3°F) | Ambient sensing thermal bulb | N/A | 183 |
| - | - | - | X | - | N/A | N/A | N/A | 179 |

⁴ All CE marked products comply with ROHS requirements

PID TEMPERATURE CONTROL SYSTEM

The  Temperature Control System is a state-of-the-art PID (proportional integral derivative) temperature control system comprised of up to 1024 zones. Each heater (zone) can be individually controlled and monitored. This provides users the ability to track each unit's performance. Monitor each zone from

the full-color touchscreen, the highly visible indicator lights, a remote system, or via email alerts. Extraordinary features and benefits coupled with incredible versatility meet your process expectations with this unique temperature control system.

Features & Benefits

- ▶ 1:1 PID control to EACH heater
- ▶ Can be connected to CMS via Modbus
- ▶ Easy-to-use Operator Interface (OI) and Temperature Control Modules
- ▶ Can be used independently or as a system of up to 1024 zones of control
- ▶ Sends email alerts
- ▶ Idle mode option saves energy and time during maintenance



PID TEMPERATURE CONTROL SYSTEM

Specifications

Temperature Control Range: 0°C to 593°C (32°F to 1100°F)

Display: Red LEDs show current temperature in °C or °F

Sensor Input: Type-J and Type-K Thermocouples; PT100-RTD

Accuracy:

- RTD: $\pm 0,25^{\circ}\text{C} + 0,125\%$ of temperature in °C ($\pm 0,45^{\circ}\text{F} + 0,125\%$ of temperature in °F)
- Type-J Thermocouple: $1,09^{\circ}\text{C} (\pm 1,96^{\circ}\text{F})$
- Type-K Thermocouple: $1,13^{\circ}\text{C} (\pm 2,03^{\circ}\text{F})$

Alarms: Multi-color LED display with highly visible viewing

Power Cord: Harnesses are sold separately; available in several lengths, with or without communications cable

Connections: Control modules require docking station (included with some heaters or separate harness for stand-alone use); see ordering information for options

Voltage: 100 to 277 VAC

Maximum Continuous Amp Load per Zone: 7 amps at 25°C (77°F) ambient;
4 amps at 40°C (104°F)

Maximum Continuous Amp Load per Power Harness:

12 amps (Power booster cables available to increase amps load per string)

Communication Method: Modbus RTU over RS-485. Cable is included on some power cord harnesses for communication to Operator Interface or CMS; Modbus TCP/IP connection on Operator Interface for communication to CMS

Communication Maximum Length: 30 m (98 ft)

Enclosure Dimensions:

- Operator Interface: 276 mm W x 229 mm H x 81 mm D
(10,9 in W x 9,0 in H x 3,2 in D)
- Module: 50 mm W x 75 mm H x 43 mm D (1,95 in W x 2,97 in H x 1,7 in D)

Ambient Temperature Range: 0°C to 54°C (32°F to 130°F)



EASY WAYS TO ORDER

1. Contact your local distributor. Check BriskHeat.com to locate a local distributor.
2. Call BriskHeat® at 800-848-7673 or 614-294-3376. We have a staff of application specialists to solve your unique needs.
3. Order online at BriskHeat.com - 24/7.

PAYMENT TERMS

Credit Card Options



Net 30 Option

Net 30 Terms are available to qualified companies. Please contact your Account Manager for additional details.

PID TEMPERATURE CONTROL SYSTEM OPERATOR INTERFACE (OI)

- Provides complete control and system optimization for maximum precision



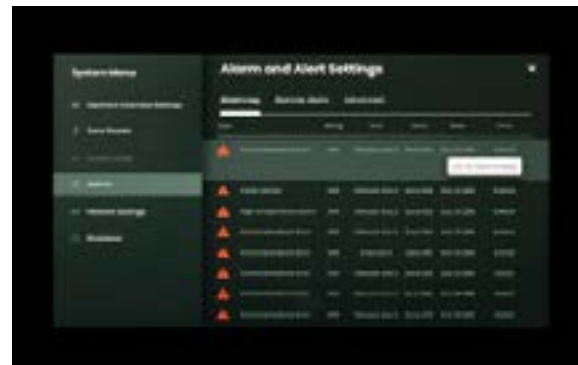
- User-configurable graphical mapping and naming to match application provides ease of use



- Historical graphing of temperature, duty cycle and current displays performance over time



- Alarm history for diagnostics



Features & Benefits

- Controls up to eight strings with up to 128 PID controllers per string for expandability
- Each string has individual dry contact for alarm to provide easier troubleshooting
- Large 25,7 cm (10,1 in) touchscreen enables easy monitoring and programming
- Wired or Wireless (WiFi) communications sends email alerts
- Modbus communications allows remote access and control via HMI
- Zone-locator feature enables user to easily identify specific modules
- USB port simplifies ability to upload firmware and download data
- Global programming saves time



Conforms to UL STD 61010-1
Certified to CSA STD C22.2 # 61010-1



**Plug & Play
Power Cord**

Your LINK to Process Perfection and Peace of Mind!

LYNX COMPONENTS

LYNX Operator Interface

Operation of a complete LYNX Temperature Control System typically includes an Operator Interface capable of controlling up to 8 strings of heaters (1024 total zones). Operator Interfaces are available with different power plugs and can be used at any voltage between 100 to 277 VAC, 50/60 Hz.

Ordering Information

| Part No. | Input Power Plug |
|-------------|------------------|
| LYNX-OI-10A | NEMA 5-15 |
| LYNX-OI-10B | Ferrule Ends |
| LYNX-OI-10C | Schuko CEE 7/7 |
| LYNX-OI-10D | NEMA 6-15 |
| LYNX-OI-10E | UK Type-G |
| LYNX-OI-10F | NEMA L6-15 |
| LYNX-OI-10I | IEC Type I |



LYNX PID Temperature Control Module

Features & Benefits

- ▶ One module per zone of temperature control
- ▶ Fully programmable with 3-buttons and 3-digit display on module
- ▶ PID control with auto-tuning to minimize overshooting
- ▶ Modbus RTU communication to your system
- ▶ Low and high temperature alarm settings provide peace of mind
- ▶ Highly visible multi-color display for status indication

| Part No. | Description |
|----------|----------------------------|
| LYNX-MOD | Temperature control module |

Requires a docking station and power harness for operation.
See options starting on page 152.



“ In 2004, BriskHeat supplied us with silicone heating pads and controllers for one of our industrial blenders (used to create flavoring mixtures for many popular food products). And they are still running strong! We are putting in another line with a blender that will have the same heating requirements and we will use a BriskHeat system. ”

~ Kevin Knapp
Blendex Company

LYNX COMPONENTS

Ordering Information

Docking Station

For heaters without a built-in dock, a docking station is required to connect a LYNX control module to a heater. A wide variety of docking stations are available with different heater plug

and sensor type configurations. Temperature sensor receptacles accept standard or mini sizes. Docking station assembly requires a power harness and module for operation.

| Part No. | Sensor Type | Heater Receptacle |
|--------------|---|---------------------------|
| LYNX-DOC1-KA | Docking station with Type-K thermocouple and heater receptacles | NEMA 5-15R |
| LYNX-DOC1-KD | Docking station with Type-K thermocouple and heater receptacles | NEMA 6-15R |
| LYNX-DOC1-KG | Docking station with Type-K thermocouple and heater receptacles | IEC13 and mate |
| LYNX-DOC1-KH | Docking station with Type-K thermocouple and heater receptacles | HAN Q 2/0 with mate |
| LYNX-DOC1-KL | Docking station with Type-K thermocouple and heater receptacles | ML-2R mini-twist and mate |

Type J thermocouple or RTD PT100 sensors can substitute K thermocouples. See Order Configurations below

Other configurations

Part No.: LYNX-DOC1- S X - Docking station with "S" sensor and "X" receptacle

Temperature Sensor

Heater Receptacle

J = Type-J Thermocouple

A = NEMA 5-15R

H = HAN Q 2/0 with mate

K = Type-K Thermocouple

D = NEMA 6-15R

L = ML-2R Mini-twist and mate

R = RTD-PT100

G = IEC13 with IEC14 mate

N = ML-3R

F = NEMA L6-13



Power and Communication Harness

Each Temperature Control Module receives power from a docking station which also provides power to the heater. BriskHeat heaters may be custom ordered with a prewired dock and temperature sensor. Free-standing docking station assemblies

allow LYNX to be used with almost any heater. The same power harness may be used with either. Select the power harness in the length required with the appropriate power plug. A power harness may be ordered with a communication cable.

Power Harness

Select one of these harnesses if communication capabilities are not required.

| Part No. | Length m (ft) | Plug |
|-------------|---------------|----------------|
| LYNX-HN-60A | 1,8 (6) | NEMA 5-15P |
| LYNX-HN-60B | 1,8 (6) | Ferrule Ends |
| LYNX-HN-60C | 1,8 (6) | Schuko CEE 7/7 |
| LYNX-HN-60D | 1,8 (6) | NEMA 6-15P |

| Part No. | Length m (ft) | Plug |
|-------------|---------------|-----------------------|
| LYNX-HN-60E | 1,8 (6) | UK Type G |
| LYNX-HN-60F | 1,8 (6) | NEMA L6-15 Twist Lock |
| LYNX-HN-60I | 1,8 (6) | IEC Type I |



Plug & Play Power Cord

Other lengths available upon request

EASY WAYS TO ORDER

1. Contact your local distributor. Check BriskHeat.com to locate a local distributor.
2. Call BriskHeat® at 800-848-7673 or 614-294-3376. We have a staff of application specialists to solve your unique needs.
3. Order online at BriskHeat.com - 24/7.

PAYMENT TERMS

Credit Card Options



Net 30 Option

Net 30 Terms are available to qualified companies. Please contact your Account Manager for additional details.

LYNX COMPONENTS

Ordering Information

Power Harness with Communication Cable

A communication cable is required for use with an Operator Interface or Central Monitoring System (CMS)

| Part No. | Length m (ft) | Plug |
|-------------|------------------|-----------------------|
| LYNX-HN-66A | 1,8 (6) | NEMA 5-15P |
| LYNX-HN-66B | 1,8 (6) | Ferrule Ends |
| LYNX-HN-66C | 1,8 (6) | Schuko CEE 7/7 |
| LYNX-HN-66D | 1,8 (6) | NEMA 6-15P |
| LYNX-HN-66E | 1,8 (6) | UK Type G |
| LYNX-HN-66F | 1,8 (6) | NEMA L6-15 Twist Lock |
| LYNX-HN-66I | 1,8 (6) | IEC Type I |
| LYNX-HN-66M | 1,8 (6) | NEMA L6-20 Twist Lock |
| LYNX-HN-66N | 1,8 (6) | NEMA ML-3P Twist Lock |
| LYNX-HN-12A | 3,7 (12) | NEMA 5-15P |
| LYNX-HN-12B | 3,7 (12) | Ferrule Ends |
| LYNX-HN-12C | 3,7 (12) | Schuko CEE 7/7 |
| LYNX-HN-12D | 3,7 (12) | NEMA 6-15P |
| LYNX-HN-12E | 3,7 (12) | UK Type G |
| LYNX-HN-12F | 3,7 (12) | NEMA L6-15 Twist Lock |
| LYNX-HN-12I | 3,7 (12) | IEC Type I |
| LYNX-HN-12M | 3,7 (12) | NEMA L6-20 Twist Lock |
| LYNX-HN-12N | 3,7 (12) | NEMA ML-3P Twist Lock |

Other lengths available upon request

Docking Station Stand

The LYNX Docking Station may be mounted on this stand to use it as a benchtop controller. A hole in the back accommodates the incoming power cord. Includes 2 counter-sunk screws with #6-32 threads to mount the dock on the stand.



| Part No. | Description |
|----------|-----------------------------|
| LYNX-STD | LYNX® docking station stand |



Power and Communication Extension Cables

9-Pin Mate-N-Lok male to 9-Pin Mate-N-Lok female

| Part No. | Length m (ft) |
|-------------|------------------|
| LYNX-EXP-4 | 1,2 (4) |
| LYNX-EXP-6 | 1,8 (6) |
| LYNX-EXP-8 | 2,4 (8) |
| LYNX-EXP-10 | 3 (10) |
| LYNX-EXP-20 | 6,1 (20) |
| LYNX-EXP-50 | 15,2 (50) |

Other lengths available upon request

Communications-Only Extension Cables

4-Pin Mini-Fit Jr male to 4-Pin Mini-Fit Jr female

| Part No. | Length m (ft) |
|-------------|------------------|
| LYNX-EXC-4 | 1,2 (4) |
| LYNX-EXC-6 | 1,8 (6) |
| LYNX-EXC-8 | 2,4 (8) |
| LYNX-EXC-10 | 3,0 (10) |
| LYNX-EXC-20 | 6,1 (20) |

4-Pin Mini-Fit Jr male to bare wire leads

| Part No. | Length m (ft) |
|-------------|------------------|
| LYNX-EXA-10 | 3,0 (10) |

Other lengths available upon request



Right from the start, I was impressed with BriskHeat. They are a company with exceptional customer service. BriskHeat offers a well-made high-quality product that does the job perfectly. This is the type of partner relationship we strive to develop to ensure our customers receive the best final product we can produce.



~ Robert Ferguson

Project Manager with International Flora Technologies

LYNX COMPONENTS

"Y" Power Booster Cables

Each LYNX Power Harness is capable of powering loads up to 12 amps. When strings of multiple LYNX modules are utilizing communication features and the group requires more than 12 amps, "Y" Power Booster cables are needed. These special cables allow for all modules in the string to communicate with the Operator Interface, while providing needed power to a group of

modules within that string. An additional power harness, without the communication cord, is required for each "Y" power booster. Each "Y" power booster is 305 mm (12 in) long from power source connection to in-line power connection and 152 mm (6 in) long from male to female 9-pin Mate-N-Lok power connection.

Ordering Information

| Part No. | In-line Power Connections (Male and Female) | Power Source Connection End (Male) |
|------------|---|------------------------------------|
| LYNX-EXY-1 | 9-pin Mate-N-Lok | 3-pin Mate-N-Lok |
| LYNX-EXY-2 | 9-pin Mate-N-Lok | 9-pin Mate-N-Lok |
| LYNX-EXY-4 | 9-pin Mate-N-Lok | 4 Position Mate-N-Lok |
| LYNX-EXY-5 | 9-pin Mate-N-Lok | 5 Position Mate-N-Lok |
| LYNX-EXY-6 | 9-pin Mate-N-Lok | 4 Position CPC |



Temperature Sensors

LYNX Docking Stations include receptacles for heaters and temperature sensors. The temperature sensor receptacles accept either standard or mini-connectors with 2-pins.

| Part No. | Description |
|----------------|---|
| TAJN05-BA-ROHS | Type-J Thermocouple, 1,5 m (5 ft) long, fiberglass sleeving, standard connector, RoHS compliant |
| TAKN05-EA-ROHS | Type-K Thermocouple, 1,5 m (5 ft) long, fiberglass sleeving, standard connector, RoHS compliant |
| THRN05-JA-ROHS | 2-wire PT100 RTD, 1,5 m (5 ft) long, fiberglass sleeving, standard connector, RoHS compliant |

More temperature sensor options available upon request. Contact BriskHeat for more information.




LYNX® PID TEMPERATURE CONTROL SETS

Features & Benefits

- ▶ Compact PID control system with autotuning that controls almost any heater
- ▶ Everything needed to plug-and-play
- ▶ 3-button touchpad programming and large 3-digit display
- ▶ Latching alarms for high and low temperature
- ▶ Versatile — Can be used as a single zone controller or be connected for a system of temperature control. Grows with your application
- ▶ Able to be used with a wide variety of electrical heaters
- ▶ Uses a minimal amount of benchtop space
- ▶ Easy to program and provides precise control
- ▶ Easily visible LED for alarm conditions: High temperature limits, low temperature limits, and more

Set Includes

-  **LYNX®** Temperature Control Module
- Docking station assembly with choice of heater and sensor ports
- 1,8 m (6 ft) power harness with choice of plugs
- 1,5 m (5 ft) temperature sensor to match docking station assembly
- Benchtop stand for mounting LYNX® docking station



Ideal with a wide variety of heaters!

LYNX® PID TEMPERATURE CONTROL SETS

Specifications

Temperature Control Range: 0°C to 593°C (32°F to 1100°F)

Sensor Input: 1,5 m (5 ft) long included; Choice of PT100 RTD; Type-J and Type-K thermocouples

Alarms: Multi-color LED display with highly visible viewing

Power Cord: 1,8 m (6 ft) power harness with plug. See ordering information for choices

Heater Connection: Receptacle is on docking station assembly as indicated in ordering information

Voltage: 100 to 277 VAC

Maximum Continuous Amp Load per Zone: 7 amps at 25°C (77°F) ambient; 4 amps at 40°C (104°F)

Communication Method: Modbus RTU over RS-485. Optional power harnesses with communication cable and operator interfaces are available upon request. See options starting on page 152.

Ingress Protection Rating: IP20

Agency Approvals for  LYNX® Temperature Control Module



Additional specifications for  LYNX® can be found on page 149.



**Plug & Play
Power Cord**

Ordering Information

| LYNX Set® Part No. | Input Power | Heater Connection | Temperature Sensor |
|-----------------------|---------------------|---------------------------------------|------------------------|
| LYNX-SET-JA | NEMA 5-15 Plug | NEMA 5-15 receptacle | Type-J thermocouple |
| LYNX-SET-KA | | | Type-K thermocouple |
| LYNX-SET-RA | | | PT100-RTD sensor |
| LYNX-SET-RC | Schuko CEE 7/7 Plug | Harting Q 2/0 receptacle with mate | PT100-RTD sensor |
| LYNX-SET-KC | | | Type-K thermocouple |
| LYNX-SET-JC | | | PT100-RTD sensor |
| LYNX-SET-JD | NEMA 6-15 Plug | NEMA 6-15 receptacle | Type-J thermocouple |
| LYNX-SET-KD | | | Type-K thermocouple |
| LYNX-SET-RD | | | PT100-RTD sensor |
| LYNX-SET-JG | Ferrules | IEC13 receptacle with mate | Type-J thermocouple |
| LYNX-SET-KG | | | Type-K thermocouple |
| LYNX-SET-RG | | | PT100-RTD sensor |
| LYNX-SET-JB | Ferrules | Harting Q 2/0 receptacle with mate | Type-J thermocouple |
| LYNX-SET-KB | | | Type-K thermocouple |
| LYNX-SET-RB | | | PT100-RTD sensor |



LYNX® Sets are compatible with a wide variety of LYNX® accessories including OIs, Power Harnesses with Modbus RTU communication cables, and more.

See options starting on page 150.

MPC2 MULTI-POINT DIGITAL PID TEMPERATURE CONTROL PANEL

Features & Benefits

- ▶ Fully configurable for enclosure material, sensor type, voltages, alarms, communication, and safety options
- ▶ Configure with one to dozens of zones
- ▶ Advanced Autotuning PID or on/off control (also available)
- ▶ Indoor or outdoor use¹
- ▶ Compatible with a broad range of heating blankets, tapes, and cables
- ▶ Stores up to 4 programs, 12 steps per control zone for easy repeatability in ramp/soak mode
- ▶ Large 2-line, 3-color display simultaneously shows PV (actual) and SV (set) temperatures
- ▶ 2 levels of password protection

Specifications

Voltages: Input/output configurations of 120, 208, 220-240, 277, 380, 400-415, 480, and 575-600 (and 3-phase options)

Overcurrent Protection Device²: Up to 60 amps per zone with fuse or circuit breaker protection

Temperature Control Range³: 0°C to 1050°C (0°F to 1922°F)

Temperature Units: Programming and display in °C or °F

Sensor Input: Mini Type-J or Mini Type-K thermocouples, PT100-RTD or hardwire

Accuracy: 0.2% of temperature with sampling time of 60 milliseconds

Alarms: Audible and dry contact available

Power Cords/Connections: Input Power - hardwire; Output Power - Harting 2.0 receptacle, Twist Lock⁴ or hardwire

Safety Options: Ground fault interruption, door-mounted disconnect, and emergency stop available

Communications: RS-485, RS-232 or ethernet available

Environmental Exposures:

- Operating range: 14°F to 104°F (-10°C to 40°C)
- Storage range: -4°F to 158°F (-20°C to 70°C)

Relative Humidity: 20-85% at non-condensing temperatures

Enclosure Dimensions: Determined by number of zones. Materials - mild steel, fiberglass reinforced plastic or 304 stainless steel available

¹ Outdoor use requires special options

² Self-regulating cable requires use of circuit breakers for zone protection

³ Do not exceed the maximum operating temperature of the heater

⁴ Twist Lock connectors are NOT CE Approved



Applications

Provides PID temperature control to cloth and silicone heating blankets, heating cable and tape, drum heaters, and heating jackets for applications such as:

- Research laboratory experiments
- Food production
- Industrial heating and drying
- Freeze protection
- Condensation prevention
- Viscosity control

Industries

- Agriculture
- Petrochemical
- Laboratory
- General manufacturing
- Semiconductor
- Chemical
- Food and beverage
- Oil & gas
- Plastics
- Aerospace



MPC2 MULTI-POINT DIGITAL PID TEMPERATURE CONTROL PANEL

Ordering Information

Part Number Matrix

| MPC2 | 1 | 1 | 3 | A | W | R | -10 | F | S | E | I | J | A | C |
|------|---|---|---|---|---|---|-----|---|---|---|---|---|---|---|
|------|---|---|---|---|---|---|-----|---|---|---|---|---|---|---|

Input Voltage:

1- (120), 5- (208), 2- (220 to 240), 9- (277), G- (347), B- (380),
C- (400 to 415), 4- (480), H- (575 to 600), 7- (208 φ3), 6- (240 φ3), D- (380 φ3),
E- (400 to 415 φ3), 8- (480 φ3), K- (575 to 600 φ3)

Output Voltage:

1- (120), 5- (208), 2- (220 to 240), 9- (277), G- (347), B- (380), C- (400 to 415),
4- (480), H- (575 to 600), 7- (208 φ3), 6- (240 φ3), D- (380 φ3),
E- (400 to 415 φ3), 8- (480 φ3), K- (575 to 600 φ3)

Number of Zones: (Specify Number)

Alarm Options:

A - (Audible), C - (Dry contact-remote), B - (Audible and dry contact),
N - (None), X - (Dry contact hardwire), Y - (Dry contact hardwire with audible)

Output Connector Type:

W - (Hardwire), C - (Harting connector), T - (Twist Lock)⁶

Communications:

R - (RS-485), C - (RS-232), E - (Ethernet), N - (None),
X - (RS-485 hardwire), Y - (RS-232 hardwire), Z - (Ethernet hardwire)

Overcurrent Protection Device (per zone)⁴:

10 - (10 amp), 15 - (15 amp), 20 - (20 amp), 25 - (25 amp), 30 - (30 amp),
35 - (35 amp), 40 - (40 amp), 60 - (60 amp)

Zone Protection:

F - (Fuse), B - (Circuit breaker)

Power Disconnect:

S - (Door switch), F - (Door switch with fuse), I - (Breaker)
B - (Door switch with breaker), N - (None)

Heater E-Stop:

E - (Door mounted button), N - (None)

Ground Fault Protection:

I - (Inlet power), Z - (One per zone), N - (None)

Sensor Connections:

J - (Type-J mini-connector), K - (Type-K mini-connector),
R - (RTD connector), X - (Type-J hardwire), Y - (Type-K hardwire), Z - (RTD hardwire)

Zone Controller Switch:

A - (One for all zones), Z - (One per zone), B - (Both), N - (None)

Enclosure:

C - (Mild Steel), F - (FRP with swing panel, (Nema 4X)), S - (Stainless steel)

Contact BriskHeat or your local distributor for ordering information.

MPC2 MULTI-POINT DIGITAL PID TEMPERATURE CONTROL PANEL

Configuration Notes

1. Supply power (inlet voltage) to be hardwired into MPC2 panel
2. Construction per NEMA 4 and 4X, as well as to CE standards, may limit options. NEMA 4X construction meets IP65 rating. Standard Construction is NEMA 1 and meets IP40 rating
3. Ensure voltage for heating elements match output voltages
4. If output current exceeds 40 amps, the heating elements MUST be hardwired
5. Not all voltage and feature options are compatible. Contact your local distributor or BriskHeat for more information
6. Straight blade and twist lock output connectors ARE NOT CE approved connections
7. When voltage is above 240, and amps are greater than 40 per zone, fused zone protection is required



MPC2 Multi-Point Digital PID Temperature Controller Accessories

Heater Adapter Cords, "XX" feet long

| Part No. | Male Plug/Female Receptacle | Voltage | Amp Rating |
|--------------|------------------------------------|---------|------------|
| PB12XX-BA11 | Q 2/0 to NEMA 5-15R straight blade | 120 | 15 |
| PB12XX-CA11 | Q 2/0 to NEMA ML-2R midget lock | 125 | 15 |
| PB14XX-HA13 | Q 2/0 to NEMA L5-30R twist lock | 120 | 30 |
| PB42XX-EA11 | Q 2/0 to NEMA 6-15R straight blade | 240 | 15 |
| PB42XX-LA11 | Q 2/0 to Mate-in-Lok 3 position | 240 | 15 |
| PB43XX-A7A13 | Q 2/0 to NEMA L6-20R twist lock | 240 | 20 |
| PB44XX-7A13 | Q 2/0 to NEMA L6-30R twist lock | 240 | 30 |
| PB63XX-A7A13 | Q 2/0 to NEMA L8-20R twist lock | 480 | 20 |
| PB82XX-9A7 | Q 2/0 to 4 Pin CPC connector | 300 | 15 |

"XX" represents cord length: 01=1 ft (0.3 m); 10=10 ft (3.0 m); 25=25 ft (7.6 m)

Heater Plugs

| Part No. | Description | Wire Gauge | Amp Rating |
|------------------------|------------------------|------------|------------|
| 20978-03M ^A | Harting Q2/0 male plug | 14 | 15 |
| 20978-04M ^A | Harting Q2/0 male plug | 12 | 20 |
| 20978-05M ^B | Harting Q2/0 male plug | 10 | 30 |
| 20978-06M ^B | Harting Q2/0 male plug | 8 | 40 |

^A Requires Harting Crimping Tool 03 99 000 0001

^B Requires Harting Crimping Tool 03 99 000 0377

Miscellaneous Accessories

| Part No. | Description |
|----------|--|
| 41330-06 | Temperature Control Module Communication Cable |

For temperature sensors, see page 181.

SDX DIGITAL PID BENCHTOP TEMPERATURE CONTROLLER

NEW!

Features & Benefits

- ▶ Compact benchtop temperature controller with advanced PID control or on/off control capabilities
- ▶ 4-key touch pad interface
- ▶ For indoor, dry environment applications
- ▶ Includes 1.5 m (5 ft) temperature sensor and C14 power plug for wiring controller to heater

Specifications

Voltage: 100 – 240 VAC

Maximum Amp Load: 15 amps North America; 10 amps Europe

Temperature Control Range: 0°C to 999°C (0°F to 999°F)

Temperature Display Units: °C and °F

Sensor Input: Type-J or Type-K Thermocouple, or PT100-RTD

Accuracy: ±0,5% span ±1 digit at 25°C (77°F)

Alarms: Audible; Programmable for high or low absolute, or deviation

Input Power Cord/Connections: 2 m (6,5 ft) long with input power plug based on model

Output Power Cord/Connection: C13 receptacle with mating C14 plug

Special Features: Digital PID with Autotuning

Environmental Exposures:

Operating range: 0°C to 44°C (32°F to 111°F)

Storage range: -20°C to 70°C (-4°F to 158°F)

Relative humidity: < 95% non-condensing temperatures

Enclosure Dimensions: 162 mm D x 66 mm H x 241 mm L
(6,4 in W x 2,6 in H x 9,5 in L)

Bundles are available that include SDX controllers with our most popular heaters. See Temperature Controllers with Heater Bundles on page 164.



Plug & Play Power Cord



Ordering Information Controllers

| Part No. | Voltage | Sensor Type | Input Plug Type | Power Cord Part No. (Included) | Approvals |
|----------|-------------|-------------|-----------------|--------------------------------|-----------|
| SDXJA | 100-125 VAC | Type-J T/C | NEMA 5-15 | 40911 | UL LISTED |
| SDXKA | | Type-K T/C | | | |
| SDXRA | | PT100-RTD | | | |
| SDXJB | 100-240 VAC | Type-J T/C | Ferrule Ends | 40911-12 | CE |
| SDXKB | | Type-K T/C | | | |
| SDXRB | | PT100-RTD | | | |
| SDXJC | 100-240 VAC | Type-J T/C | NEMA 6-15 | 40911-01 | UL LISTED |
| SDXKC | | Type-K T/C | | | |
| SDXRC | | PT100-RTD | | | |
| SDXJD | 100-240 VAC | Type-J T/C | Schuko | 41329-03 | CE |
| SDXKD | | Type-K T/C | | | |
| SDXRD | | PT100-RTD | | | |
| SDXJE | 100-240 VAC | Type-J T/C | UK Type G | 40911-11 | CE |
| SDXKE | | Type-K T/C | | | |
| SDXRE | | PT100-RTD | | | |

For replacement sensors, see page 181.



SDX shown with HL high-limit controller and SRL heating blanket

SDC DIGITAL ON/OFF BENCHTOP TEMPERATURE CONTROLLER

Features & Benefits

- ▶ 3-key push button interface
- ▶ On/off control
- ▶ Compact benchtop design
- ▶ Compatible with a wide range of heaters
- ▶ For indoor, dry environment applications
- ▶ Includes thermocouple and fully integrated power cord

Specifications

Voltage: 120 or 240 VAC

Maximum Amp Load: 10 amps

Temperature Control Range*:

- Type-J models: -40 to 371°C (-40°F to 700°F)

- Type-K models: -40 to 482°C (-40°F to 900°F)

Temperature Display Units: °C or °F based on model

Sensor Input: 1,5 m (5 ft) Type-J or Type-K Thermocouple factory installed

Accuracy: ± 1% full span

Hysteresis: Adjustable setting from 1° to 99° (°F or °C)

Alarms: Audible; Programmable for high or low range

Input Power Cord/Connections: 1,5 m (5 ft) long with:

- 120 VAC model: NEMA 5-15 plug

- 240 VAC model: NEMA 6-15 plug (other options available)

Output Power Cord/Connection: 1,5 m (5 ft) long with:

- 120 VAC model: NEMA 5-15R receptacle

- 240 VAC model: NEMA 6-15R receptacle (other options available)

Special Features: Password protection for all parameters except set-point; Sensor break operation option

Environmental Exposures:

Operating range: 0°C to 70°C (32°F to 158°F)

Storage range: -20°C to 80°C (-4°F to 176°F)

Relative humidity: < 80% non-condensing temperatures

Enclosure Dimensions: 140 mm W x 45 mm H x 108 mm D (5,5 in W x 1,75 in H x 4,25 in D)

*Maximum temperature based on thermocouple, not temperature controller range

Note: Other plug and receptacle options available. Contact BriskHeat for more information.



Plug & Play



Ordering Information

| Part No. | Voltage | Sensor Type | Display °C or °F | Input Plug Type |
|-------------|-------------|-------------|------------------|-------------------|
| SDC120JF-A | 98-132 VAC | Type- J | ° F | |
| SDC120KF-A | | Type-K | ° F | |
| SDC120JC-A | | Type- J | ° C | |
| SDC120KC-A | | Type-K | ° C | |
| SDC240JF-A | 184-253 VAC | Type- J | ° F | |
| SDC240KF-A | | Type-K | ° F | |
| SDC240JC-A | | Type- J | ° C | |
| SDC240KC-A | | Type-K | ° C | |
| SDC240JF-AE | 184-253 VAC | Type- J | ° F | Ferrule Ends* |
| SDC240KF-AE | | Type-K | ° F | |
| SDC240JC-AE | | Type- J | ° C | |
| SDC240KC-AE | | Type-K | ° C | |

* Provided with loose NEMA 6-15 plug

Bundles are available that include SDC controllers with our most popular heaters. See options on page 164.



SDCE DIGITAL ON/OFF BENCHTOP TEMPERATURE CONTROLLER

Features & Benefits

- ▶ On/off control
- ▶ Includes factory-wired temperature sensor
- ▶ Ideal for use in dry, indoor environments
- ▶ Compact benchtop controller with 4-key touch pad interface
- ▶ Programmable in °F or °C
- ▶ Compatible with a wide range of heaters

Specifications

Voltage:

- 120 VAC model: 100 to 125 VAC
- 230 VAC model: 100 to 240 VAC

Maximum Amp Load: 8 amps @ 120/240 VAC

Temperature Control Range:

- Type-J model: -40°C to 370°C (-40°F to 698°F)
- Type-K model: -40°C to 482°C (-40°F to 899°F)
- PT100-RTD model: -50°C to 450°C (-58°F to 842°F)

Temperature Display Units: °C and °F

Sensor Input: 1,5 m (5 ft) Type-J or Type-K thermocouple or PT100-RTD factory installed

Accuracy: ± 0,5% span ± 1 digit at 25°C (77°F)

Hysteresis: Adjustable setting from 1°-99° (°F or °C)

Alarms: Audible; programmable for high or low range

Input Power Cord/Connections: Designated by model

Output Power Cord/Connection:

- 120 VAC model: NEMA 5-15R receptacle
- 230 VAC model: Neutrik receptacle with mating plug (PN: 41329-03)

Environmental Exposures:

- Operating range: 0°C to 38°C (32°F to 100°F)
- Storage range: -20°C to 70°C (-4°F to 158°F)
- Relative humidity: < 95% non-condensing temperatures

Enclosure Dimensions: 133 mm W x 57 mm H x 127 mm D (5,25 in W x 2,25 in H x 5 in D)

Applications

- R&D laboratory testing
- Food processing
- Emulsifying cosmetic components
- Industrial heating and drying
- Adhesive curing
- Gas handling
- Viscosity control
- Freeze protection



**Plug & Play
Power Cord**



120 VAC



230 VAC

Ordering Information

| Part No. | Voltage | Sensor Type | Input Power Cord | Approvals |
|----------|---------|-------------|--|-----------|
| SDCERA | 120V | PT100/RTD | | |
| SDCEJA | 120V | J-Type | 2 m (6,6 ft) cord NEMA 5-15 plug | |
| SDCEKA | 120V | K-Type | | |
| SDCERB | 230V | PT100/RTD | | |
| SDCEJB | 230V | J-Type | 2 m (6,6 ft) cord ferrule-terminated leads | |
| SDCEKB | 230V | K-Type | | |
| SDCERC | 230V | PT100/RTD | | |
| SDCEJC | 230V | J-Type | 2 m (6,6 ft) cord NEMA 6-15 plug | |
| SDCEKC | 230V | K-Type | | |
| SDCERD | 230V | PT100/RTD | | |
| SDCEJD | 230V | J-Type | 2 m (6,6 ft) cord Schuko CEE 7/7 Plug | |
| SDCEKD | 230V | K-Type | | |
| SDCERE | 230V | PT100/RTD | | |
| SDCEJE | 230V | J-Type | 2,5 m (8,2 ft) cord UK Type G plug | |
| SDCEKE | 230V | K-Type | | |

Bundles are available that include SDCE controllers with our most popular heaters. See options on page 164.

HL101 DIGITAL TEMPERATURE LIMIT CONTROLLER

NEW!

Provides current cutoff to separate temperature controllers or devices with built-in temperature control based on reaching or exceeding a programed high limit setpoint temperature.

Features & Benefits

- Includes receptacle to connect HL101 to existing temperature controller or controlled device*
- 4-key touch pad interface with manual reset
- 1,5 m (5 ft) power cord and 3 m (10 ft) temperature sensor included
- Adds high-limit safety cutoff for a wide range of indoor, dry environment applications
- Displays high limit or current temperature

Specifications

Voltage: 120 or 240 VAC (as ordered)

Maximum Amp Load: 15 amps

Temperature Control Range: 0°C to 999°C (0°F to 999°F)

Temperature Display Units: °C and °F (as ordered)

Sensor Input: Mini-connector, 3 m (10 ft) long, Type-J or Type-K Thermocouple (included)

Control Module: FM-approved with mechanical relay

Accuracy: ± 1% full scale

Alarms: Audible

Input Power Cord/Connections: 1,5 m (5 ft) long with input power plug based on model

Output Connection: Receptacle to match input cord

Environmental Exposures:

- Operating range: 0°C to 66°C (32°F to 150°F)
- Storage range: -20°C to 80°C (-4°F to 176°F)
- Relative humidity: < 95% non-condensing temperatures

Enclosure Dimensions: 133 mm x 57 mm x 127 mm (5,25 in x 2,25 in x 5 in)

* HL101 requires a temperature controller (sold separately) except where included on heater.



Plug & Play



120 VAC



240 VAC

Ordering Information

| Part No. | Voltage | Sensor Type | Temperature Display | Input Plug/ Output Receptacle |
|-----------|---------|-------------|---------------------|-------------------------------|
| HL120JA-F | 120 VAC | Type-J T/C | °F | NEMA 5-15 |
| HL120KA-F | | Type-KT/C | °F | |
| HL120JA-C | | Type-J T/C | °C | |
| HL120KA-C | | Type-KT/C | °C | |
| HL240JC-F | 240 VAC | Type-J T/C | °F | NEMA 6-15 |
| HL240KC-F | | Type-KT/C | °F | |
| HL240JC-C | | Type-J T/C | °C | |
| HL240KC-C | | Type-KT/C | °C | |

All safety-critical components, enclosures and materials used in the manufacture of this product are UL Listed/ Recognized and suitably rated for the intended application.

Additional Temperature Sensors

HL101 includes 10 ft (3 m) long sensor

| Part No. Type-J Sensor | Part No. Type-K Sensor | Length m (ft) | Connector Type |
|---------------------------|---------------------------|------------------|-------------------|
| TAJN05-AA | TAKN05-DA | 1,5 (5) | Mini |
| TAJN10-AA | TAKN10-DA | 3,0 (10) | Mini |
| TAJN25-AA | TAKN25-DA | 7,6 (25) | Mini |

TEMPERATURE CONTROLLERS WITH HEATER BUNDLES

Features & Benefits

- ▶ Heaters and controllers designed to work together
- ▶ Customize solutions to meet your application needs
- ▶ Add accessories for safety and efficiency
- ▶ One-shop convenience

Choose your Heater*

- Heating tapes and cords
- Beaker heaters and mantles
- Silicone rubber heating blankets
- Heating cables
- Custom cloth jackets
- Band and cartridge heaters

Choose your Temperature Controller*

- SDX digital PID benchtop
- SDC digital on/off benchtop
- SDCE digital on/off benchtop (CE)
- LYNX® digital PID set
- TB4000/TC4000 high capacity wet-area
- BH-510/BH-610 digital wet-area controllers
- TC4X digital outdoor

Choose your Accessories*

- Temperature sensor
- HL101 high-limit safety cutoff
- Insul-Lock® insulation
- Silver-Series 2 Cloth insulators
- Adhesive tape
- Power plugs and connectors

*Voltage of heater and controller must match to be used together. Load rating of temperature controller must be higher than required by heater.

Contact BriskHeat for assistance in creating a customized bundle to meet your needs!



TC4000 HIGH-CAPACITY WET-AREA DIGITAL TEMPERATURE CONTROLLER

NEW!

Features & Benefits

- ▶ Single or dual-zone suitable for outdoor, indoor, or washdown industrial environments
- ▶ Ideal for applications up to 24 amps per zone
- ▶ Handles self-regulating cable in-rush and high-watt heaters
- ▶ Circuit breakers for over current protection
- ▶ Heated version available

Specifications

Voltage: 100–240, 480 VAC single or 3-phase

Maximum Amp Load: 30 amps per zone

Temperature Control Range:

-40°C to 999°C (-40°F to 999°F)

Temperature Display Units: °C and °F

Sensor Input: Type-J or Type-K thermocouple

Accuracy: ±0.5% current temperature

Hysteresis: Configurable and applied to alarm, 0 to 999° absolute or symmetrical

Alarms: Audible

Input/Output Power Connections: Cage clamps

Enclosure Rating/Classification Designation: NEMA 4X enclosure with clear door; IP65 (requires IP65 fittings)

Environmental Exposures:

- Operating Range:
 - N Version: 0°C to 50°C (32°F to 104°F)
 - L Version: -40°C to 40°C (-40°F to 104°F)
- Storage Range: -20°C to 70°C (-4°F to 158°F)
- Relative Humidity: 20–85% at 50°C (122°F)

Enclosure Dimensions/Mounting:

406 mm W x 356 mm H x 178 mm D (16 in W x 14 in H x 7 in D) with 4 wall mounting legs



Ordering Information

Part No. Matrix

TC4 X X X X

Control Zones:

- 1- Single Zone
- 2- Dual Zone

Current Rating:

- 1- One Output (30A)
- 2- Two Outputs (30A Each)

Voltage Rating:

- 1 - 100-240 VAC 1-Phase
- 2 - 480 VAC 1-Phase
- 3 - 100-240 VAC 3-Phase
- 4 - 480 VAC 3-Phase

Ambient Temp.:

- N: 0°C to 40°C (32°F to 104°F)
- L: -40°C to 40°C (-40°F to 104°F)

Accessories

| Part No. | Description |
|-----------|--|
| TCJN10-AA | Type-J Thermocouple 10 ft long, mini-connector for outdoor use |
| TCJN25-AA | Type-J Thermocouple 25 ft long, mini-connector for outdoor use |
| TCKN10-DA | Type-K Thermocouple 10 ft long, mini-connector for outdoor use |
| TCKN25-DA | Type-K Thermocouple 25 ft long, mini-connector for outdoor use |

TC4X DIGITAL TEMPERATURE CONTROLLER IN NEMA 4X ENCLOSURE

Features & Benefits

- ▶ 3-key touch pad interface
- ▶ Includes A99 temperature sensor
- ▶ On/off control with status indicator
- ▶ Compatible with a wide range of heating devices
- ▶ Outdoor and wet-area use — NEMA 4X/IP66 watertight plastic enclosure
- ▶ LCD display with adjustable backlighting
- ▶ Programmable in both °F and °C
- ▶ Easy menu-based programming

Specifications

Voltage: 110–240 VAC

Maximum Amp Load: 15 amps at 110–120 VAC; 10 amp at 208–240 VAC

Temperature Control Range: -34°C to 100°C (-30°F to 212°F)

Temperature Display Units: °C and °F

Sensor Input: A99 sensor for 1035 Ω at 25°C (77°F); 229 mm (9 in) or 1981 mm (78 in) factory installed

Accuracy: 1°C (± 2°F) between -15°C and 75°C (5°F and 167°F); diverging to 2°C (± 3°F) at -40°C (-40°F) and 100°C (212°F)

Sensor Offset Range: 3°C (±5°F)

Output Relay: Single-pole, double throw (SPDT)

Input Power Cord/Connections: Hardwire; NEMA 4X/IP66 requires watertight fitting

Output Power Cord/Connection: Hardwire; NEMA 4X/IP66 requires watertight fitting

Special Features: Wiring options for SPDT normally open or closed; adjustable parameter lock; short cycle delay reduces wear

Environmental Exposures:

- Operating range: -40°C to 60°C (-40°F to 140°F)
- Storage range: -40°C to 85°C (-40°F to 185°F)
- Relative humidity: < 95% non-condensing temperatures

Enclosure Dimensions: 71 mm W x 168 mm H x 71 mm D (2,81 in W x 6,63 in H x 2,81 in D)



Ordering Information

Requires suitable watertight fitting for electrical connection (sold separately)

| Part No. | Sensor Lead Length mm (in) |
|----------|-------------------------------|
| TC4X-1 | 229 (9) |
| TC4X-2 | 1981 (78) |

Accessories

| Part No. | Description |
|------------|---|
| 41276-04 | 13 mm (0,5 in) diameter watertight conduit fitting suitable for NEMA 4 and 6 enclosures. Fits cable 4 mm to 11 mm (0,17 in to 0,45 in) diameter |
| A99BB-200C | A99 PTC temperature sensor. 6 mm (0,25 in) diameter, 1981 mm (78 in) length |
| A99BB-600C | A99 temperature sensor. 6 mm (0,25 in) diameter, 6096 mm (240 in) length |

BH-330 IN-LINE TEMPERATURE CONTROLLER & BH-310 REMOTE CONTROL

The BH-330 provides an “all in one” solution for process heating and control in an easy to install unit. Temperature monitoring and power to the heater are integrated into a single cable for a cleaner installation.

Features & Benefits

- ▶ Sleek in-line design
- ▶ LED status indicator
- ▶ Wireless remote control programming
- ▶ Adjustable min/max temperatures
- ▶ Accessories for wall or pipe mounting
- ▶ Outdoor and wet-area use
- ▶ Fast-adaptive-tuning adjusts control parameters to your process
- ▶ Heater and sensor wires in one connection

Specifications

Input Voltage: 90–260 VAC, 50–60 HZ

Maximum Amp Load: 10 amps

Temperature Control Range:

- Type-K Thermocouple: -200°C to 1350°C (-328°F to 2462°F)
- PT100-RTD: -25°C to 600°C (-13°F to 1112°F)

Temperature Display Units: None (requires WRZF310N-BH01 Remote)

Display: 3-color LED for signaling of operating conditions

Sensor Input Options: Option for Type-K thermocouple or PT100-RTD

Operation: Fast-Adaptive-Tuning (FAT)

Input Power Cord/Connections: 1 m (3,2 ft) long with 2-pin Schuko CEE 7/7 grounded plug

Output Power Cord/Connection: 0,6 m (1,9 ft) long with 6+PE connector

Safety Features:

Safety-shutdown-relay (breaks heating power circuit on sensor failure)

Environmental Exposure:

- Operating range: -20°C to 45°C (-4°F to 113°F)
- Storage range: -20°C to 85°C (-4°F to 185°F)
- Relative humidity: < 100% non-condensing temperatures

Enclosure Dimensions (including cables):

210 mm L x 45 mm W x 21 mm H (8.27 in L x 1.75 in W x 0.82 in H)

IP Rating: IP67



NEW!



Plug & Play



IR remote control required, sold separately



WRZMCH40-BH00
Wall mounting clip



WRZMCH41-BH00
Wall mounting clip with hook and loop strap

Ordering Information

| Part No. | Description |
|----------------------|--|
| WRL330PR-BH01 | BH-330 in-line controller with PT100-RTD input |
| WRL330KR-BH02 | BH-330 in-line controller with Type-K thermocouple input |
| WRZF310N-BH01 | IR remote control programming unit (required) |

Accessories

| Part No. | Description |
|-----------------------|---|
| WRZMCH40-BH00 | Wall mounting clip |
| WRZMCH41-BH01 | Mounting clip with 250 mm (9,8 in) hook and loop strap |
| WRZMCH42-BH02 | Mounting clip with 500 mm (19,7 in) hook and loop strap |
| WRZSOH904-BH01 | Controller connection to heater- 6+PE style |

BH-510 & BH-610 OUTDOOR DIGITAL CONTROLLERS WITH FAST-ADAPTIVE-TUNING

The BH-510 and BH-610 outdoor temperature controllers use Fast-Adaptive-Tuning (FAT) technology, optimizing the controller to adjust the logic between the setpoint temperature and actual temperature. They can be used in applications where accuracy is required, replacing PID controllers.

NEW!

Features & Benefits

- ▶ Outdoor and wet-area use
- ▶ 4-key touch pad interface
- ▶ Fast-adaptive-tuning adjusts control parameters to your process
- ▶ 5 programming languages
- ▶ Auto-detect temperature sensor
- ▶ Programmable in both °C and °F
- ▶ Remote control programming option
- ▶ Wall mount (optional)

Specifications

Input Voltage: 90–260 VAC, 50–60 HZ

Maximum Amp Load:

- BH-510: 10 amps (16 amps with external fuse)
- BH-610: 40 amps

Temperature Control Range:

- Type-K Thermocouple: -200°C to 1350°C (-328°F to 2462°F)
- PT100-RTD: -120°C to 850°C (-184°F to 1562°F)

Temperature Display Units: °C or °F

Sensor Input: Type-K, Type-J, Type-E, Type-N thermocouples; PT100 or PT1000 RTD

Accuracy: ± 2 °C (3.6 °F) up to 700 °C (1292 °F) <0.5% scale

Programming Languages: English, German, French, Spanish, and Japanese

Display: LCD graphic display with 3-color LEDs for signaling of operating conditions

Sensor Input Options: Type-K thermocouple, PT100-RTD or PT1000-RTD auto-detected, other thermocouple types programmable

Operation: Fast-adaptive-tuning (FAT)

Safety Features:

- All inputs potential-free with sensor break detection
- Hybrid Relay with safety-shutdown-relay (breaks heating power circuit on failure)
- Unfused connection requires external protection from overload or over-current

Environmental Exposure:

- Operating range: -20°C to 50°C (-4°F to 122°F)
- Storage range: -20°C to 85°C (-4°F to 185°F)
- Relative humidity: < 90% non-condensing temperatures

Enclosure Dimensions:

- BH-510: 151 mm x 125 mm W x 60 mm (5,94 in W x 4,92 in H x 2,36 in D)
- BH-610: 151 mm x 175 mm W x 90 mm (5,94 in W x 6,89 in H x 3,55 in D)

IP Rating: IP65 (when cover is closed)



BH-510

NEW!



BH-610

BH-510 & BH-610 OUTDOOR DIGITAL CONTROLLERS WITH FAST-ADAPTIVE-TUNING

Ordering Information

| Part No. | Description |
|---------------|---|
| WRW510SR-BH01 | BH-510 wall mounted outdoor temperature controller, 16A max |
| WRW610SR-BH01 | BH-610 wall mounted outdoor temperature controller, 40A max |

Accessories

| Part No. | Description |
|---------------|---|
| WRZMW110-BH01 | Aluminum bracket for wall mounting |
| WRZF310N-BH01 | IR remote control programming unit |
| THR10-GA | RTD 100 Ohm 3,0 m (10 ft) long, with barrel tip and bare wire leads |
| THR25-GA | RTD 100 Ohm 7,6 m (25 ft) long, with barrel tip and bare wire leads |
| TCKN10-GA | Type-K thermocouple 3,0 m (10 ft) long, with barrel tip and bare wire leads |
| TCKN25-GA | Type-K thermocouple 7,6 m (25 ft) long, with barrel tip and bare wire leads |
| TCJN10-GA | Type-J thermocouple 3,0 m (10 ft) long, with barrel tip and bare wire leads |
| TCJN25-GA | Type-J thermocouple 7,6 m (25 ft) long, with barrel tip and bare wire leads |



WRZMW110-BH01
Aluminum Bracket

REMOTE CONTROL PROGRAMMING UNIT FOR BH-330, BH-510, & BH-610

Features & Benefits

- Necessary to program in-line temperature controller
- Control range of 500 mm (20 in) up to 7000 mm (276 in)
- Displays PV (actual) and SV (set) temperatures
- Backlit LCD display
- Programs multiple controllers with individual setpoints
- Compatible with BH330, BH-510, and BH-610



WRZF310N-BH01 IR Remote Control Programming Unit

Specifications

Operating Range: 0°C to 40°C (32°F to 104°F)

Batteries: 1,5 VAC size AA x 2 (included)

Enclosure Dimensions: 135 mm x 70 mm x 24 mm (5,3 in x 2,8 in x 0,9 in)

Ordering Information

| Part No. | Description |
|---------------|------------------------------------|
| WRZF310N-BH01 | IR remote control programming unit |

TTD DIGITAL ON/OFF THERMOCOUPLE TEMPERATURE CONTROLLER

Features & Benefits

- ▶ Red LED display
- ▶ 3-key push button interface
- ▶ Fuse protection
- ▶ Optional mounting bracket
- ▶ Easy to use on/off digital controller with audible alarm
- ▶ Outdoors or indoors — NEMA 3X /IP64
- ▶ Available in three temperature ranges

Specifications

Voltage: 120 or 240 VAC

Maximum Amp Load: 15 amps

Temperature Control Range: 0°C to 79°C (32°F to 175°F); 0°C to 260°C (32°F to 500°F); 0°C to 537°C (32°F to 999°F)

Temperature Display Units: °C standard; °F on request

Sensor Input: Mini or standard type-K connection accuracy: ± 1% full scale

Resolution: 1°

Hysteresis: 5°

Alarms: Audible

Input Power Cords/Connections: 1,8 m (6 ft) long with

- 120 VAC model: NEMA 5-15 plug
- 240 VAC model: NEMA 6-15 plug

Output Power Cords/Connections: 4-pin receptacle with mating plug; IP67, NEMA 6P rated

Special Features: Mounting bracket included with TTD175-K120 and TTD175-K240

Environmental Exposures:

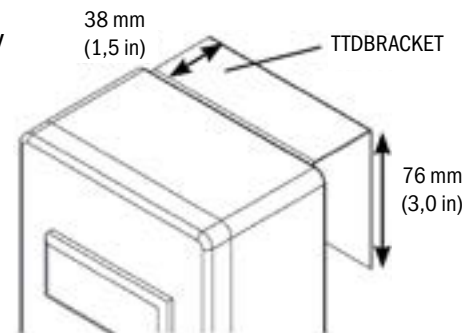
- Operating range: -10 to 55°C (14 to 131°F)
- Storage range: -20 to 80°C (-4 to 176°F)

Enclosure Dimensions: 203 mm x 121 mm x 95 mm (8 in x 4,75 in x 3,75 in)

Enclosure Rating/Classification Designation: NEMA 3X; IP64



Plug & Play



TTDBRACKET Installation

Ordering Information

| Part No. ° F Display | Part No. ° C Display | Volts | Range |
|-------------------------|-------------------------|-------|-----------------------------|
| TTD175-K120 | TTD175-K120C | 120 | 0 to 79°C (32 to 175°F) |
| TTD175-K240 | TTD175-K240C | 240 | |
| TTD500-K120 | TTD500-K120C | 120 | 0 to 260°C (32 to 500°F) |
| TTD500-K240 | TTD500-K240C | 240 | |
| TTD999-K120 | TTD999-K120C | 120 | 0 to 537°C (32 to 999°F) |
| TTD999-K240 | TTD999-K240C | 240 | |

Accessories

| Part No. | Description |
|------------|--|
| 11646 | Replacement IP67 four-pin (NEMA 6P equivalent) output male plug assembly |
| TTDBRACKET | Optional mounting bracket kit. Included with TTD175-K120 and TTD175-K240 |

Type-K thermocouple with mini connector

| Part No. Outdoor Use | Part No. Indoor Use | Length m (ft) | Outdoor use thermocouple: PFA sleeving. Temperatures up to 260°C (500°F) |
|-------------------------|------------------------|------------------|---|
| TCKN05-DA | TAKN05-DA | 1,5 (5) | |
| TCKN10-DA | TAKN10-DA | 3,0 (10) | Indoor use thermocouple: Fiberglass sleeving. Temperatures up to 426°C (800°F) |

ATEX HAZARDOUS-AREA DIGITAL CONTROLLER WITH LIMITER


Features & Benefits


- ▶ 2 RTD sensor connections (control and limit)
- ▶ Sensor break and short circuit signal indicators
- ▶ LED indicator lights
- ▶ Clear glass window for easy viewing

Explosion protection marking

- ATEX certified for hazardous areas
- Controller and limiter in one enclosure
- Robust aluminum enclosure with mounting plate and hardware
- Dual 3-digit displays for controller and limiter
- Adjustable energy limiter for low resistance elements

Explosion protection marking

Gas  II 2G Ex e mb IIC T3 Gb

Dust  II 2D Ex e mb IIIC T120°C Db
-40°C ≤ Ta ≤ +60°C (ambient temperature)

EC-type examination certificate

TÜV 10 ATEX 556065

Specifications

Voltage: 195–253 (230 nominal) VAC, 50–60 Hz

Maximum Amp Load: 25 amps

Temperature Control Range: 0°C to 450°C (32°F to 842°F)

Temperature Display Units: °C

Sensor Input: PT100-RTD (2 or 3-wire) terminals

Limit Switching Point: 2°C (3,6°F) below setpoint temperature

Hysteresis: 2°

Alarms: LED indicators with dry contacts

External Protection: 25 amp circuit breaker

Input and Output Power Connections: Strain relief cable glands included

Temperature Protection: Reversible temperature switch for enclosure

IP Rating: IP64

Environmental Exposures:

Operating range: -20°C to 40°C (-4°F to 104°F) Enclosure

Enclosure Dimensions: 260 mm x 160 mm x 135 mm
(10,2 in x 6,3 in x 5,3 in)

Weight: 6 kg (13 lbs)

NEW!



Applications

- Viscosity control
- Freeze protection
- Temperature maintenance
- Process heating and melting

Ordering Information

| Part No. | Nominal Voltage | Sensor Input | Temperature Range | Maximum Amps |
|-------------------|-----------------|--------------|---------------------------------|--------------|
| WEXRBL25-230ZESBH | 230 VAC | PT100 RTD | 0°C to 450°C (32°F to 842°F) | 25 |



Required for use with all BriskHeat ATEX certified Gas Cylinder Warmers, IBC Heaters, and Full Coverage Drum Heaters. See options starting on page 134.

BH2100 SMART CONTROLLER

The S1 is a single-circuit IoT heat trace controller for use in snow melting, freeze protection, and temperature maintenance applications. The cloud connection enables advanced monitoring and notification of your heating system.

Features & Benefits

- ▶ WeatherWizard Technology activates heating system only when needed – can reduce energy costs by over 20%
- ▶ Access and monitor your heating system in the Cloud from anywhere, 24/7 – through Wi-Fi, Ethernet, or Cellular
- ▶ Building maintenance systems (BMS) integration through Modbus or BACnet
- ▶ Customized SMS and email notification alerts
- ▶ Current and temperature alarm configurations
- ▶ Thermistor or RTD for local temperature sensing
- ▶ Fire protection mode bypasses ground fault protection
- ▶ Dry contact for alarm output
- ▶ Double-pole relay allows for 240 VAC with 2 hot legs
- ▶ Designed for outdoor use with IP67 rating

Specifications

Voltage: 120–277 VAC, 50/60 Hz

Maximum Amp Load: 30 amps AC resistive

Temperature Control Range: -18°C to 149°C (0°F to 300°F)

Hysteresis: -17°C to 2°C (1°F to 35°F)

Temperature Display Units: °C and °F

Sensor Input: 19 ft long thermistor (included) or 3-wire RTD (PT100)

Accuracy: ±1% @ -40°C to 105°C

Alarm: LED and dry contact (NC 2-amp at 250 VAC)

Ground Fault Trip Level: 30–300 mA

Dry Contact Alarm: Normally closed, or open on alarm (contacts rated for 2 amps max at 250 VAC, 14–24 AWG)

Communications:

- S1-A: Wi-Fi 802.11 dual band 2,4 GHz & 5 GHz; ethernet RJ45 Cat 5 or 6
- S1-C: Cellular only
- TIA/EIA 485 (RS-485) Modbus (isolated 3-wire 2x signal w/GND, 14–24 AWG)
- BACnet IP & MS/TP via preconfigured SMC Gateway

Input/Output Connections: Screw terminals for 10–18 AWG wire

Environmental Exposure:

- Operating Range: -30°C to 70°C (-22°F to 158°F)
- IP Rating: IP67

Enclosure Dimensions: 160 mm H x 92 mm D x 192 mm W
(6,3 in H x 3,7 in D x 7,6 W)



NEW!

Easy mounting options



Link to weather data in your local area

TD101 AUTOMATIC ON/OFF THERMOSTAT CONTROL

Features & Benefits

- ▶ Weatherproof on/off thermostat control with temperature sensitive bimetal disc
- ▶ Mounts directly to heated surface
- ▶ Single pole double throw (SPDT) switch

Specifications

Voltage: 120–277 VAC UL (120–240 VAC CSA)

Maximum Amp Load: 25 amps

Temperature Control Range: See ordering table

Accuracy: $\pm 3,3^{\circ}\text{C}$ @ 10°C – 27°C range; $\pm 2,7^{\circ}\text{C}$ @ 27°C – 93°C range
($\pm 6^{\circ}\text{F}$ @ 50°F – 80°F range; $\pm 5^{\circ}\text{F}$ @ 81°F – 200°F range)

Connection Wiring: 1,2 m (4 ft) long bare wires

Housing Construction: Hermetically sealed black phenolic plastic housing

Mounting Bracket: 304 stainless steel bracket with (2) 4,3 mm (0,17 in) diameter holes

Environmental Operating Range: -40°C to 105°C (-40°F to 221°F)



Applications

TD101 is the ideal thermostat for individual circuits requiring a weatherproof device.

- Heat tracing for fluid systems
- Freeze protection
- Outdoor/wet area heating applications
- Over temperature limit switch or alarm



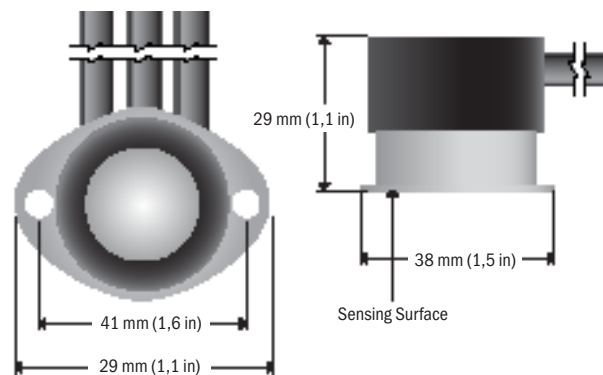
Moisture Resistant

Ordering Information

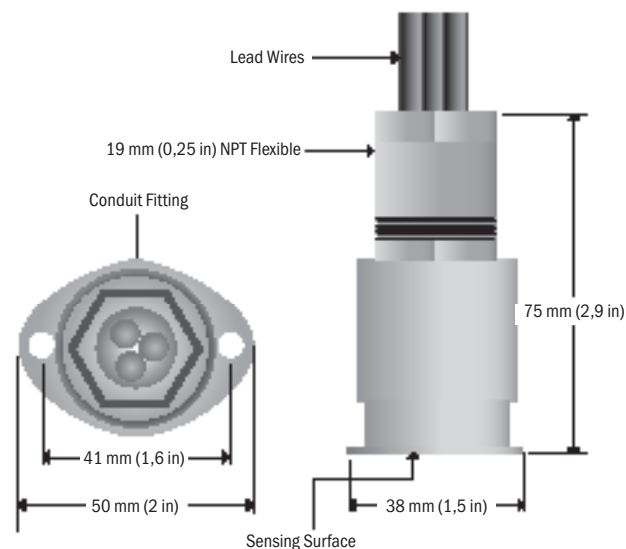
| Part No. | | Volts (VAC) | Amps | Settings | |
|-------------------------|----------------------|-------------|------|---|--|
| Without Conduit Fitting | With Conduit Fitting | | | Close $^{\circ}\text{C}$ ($^{\circ}\text{F}$) | Open $^{\circ}\text{C}$ ($^{\circ}\text{F}$) |
| TD101N-050 | TD101X-050 | Up to 277 | 25 | 3 (37) | 9 (47) |
| TD101N-060 | TD101X-060 | Up to 277 | 25 | 7 (45) | 16 (60) |
| TD101N-075 | TD101X-075 | Up to 277 | 25 | 16 (60) | 24 (75) |
| TD101N-105 | TD101X-105 | Up to 277 | 25 | 32 (90) | 41 (105) |
| TD101N-200 | TD101X-200 | Up to 277 | 25 | 85 (185) | 93 (200) |



TD101N series



TD101X series (with conduit fitting)



TB110 HAZARDOUS-AREA BULB & CAPILLARY TEMPERATURE CONTROLLER

Features & Benefits

- ▶ Temperature control on heat tracing, freeze protection, and process maintenance applications
- ▶ Numerous temperature range choices to fit your application
- ▶ Suitable for hazardous-area environments

Specifications

Voltage: Up to 480 VAC

Maximum Amp Load: 22 amps

Temperature Display Unit: Dial setpoint °C and °F

Sensor Input: 304 stainless-steel bulb and capillary, 3 m (10 ft) long (remote sensing only)

Power Connections: Single pole double throw (SPDT) contacts

Average Accuracy: 3°C (±5°F)

Hysteresis: 3°C (6°F)

Repeatability: 1% of range

Enclosure Rating: NEMA 7 & 9, for hazardous areas

Environmental Exposure Temperature Range: -40°C to 71°C (-40°F to 160°F)




Class I Division 1 & 2 Group B, C, D
Class II Division 1 & 2 Group E, F, G
Class III
Class I, Zone 1, Group IIB + H2 T6



II 2 G Ex d IIC T6 Gb
II 2 D Ex tb IIC T85°C Db IP66
Tamb = -40°C to 75°C



Ex d IIC T6 Gb
Ex tb IIC T85°C Db IP66
Tamb = -40°C to 75°C




Ambient sensing



Set-point dial protected within a NEMA 7 & 9 enclosure

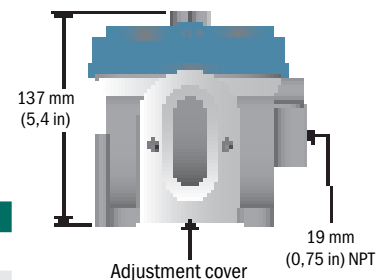
Bulb & capillary



Bulb & capillary

Ambient sensing

Top View



Ordering Information

Bulb and Capillary

| Single set-point Part No. | Dual set-point Part No. | Set-point range | Bulb Dimensions | |
|---------------------------|-------------------------|---------------------------|------------------|----------------|
| | | | Diameter mm (in) | Length mm (in) |
| TB111N-325 | TB112N-325 | -4°C-163°C (25°F-325°F) | 6 (0,25) | 200 (10,25) |
| TB113N-650 | TB114N-650 | 149°C-343°C (300°F-650°F) | 6 (0,25) | 318 (12,50) |

The Dual set-point controller has two independent set-point dials and two independent SPDT contacts allowing two different temperature set-points.

Ambient Sensing

| Part No. | Set-point range | Bulb Dimensions | |
|------------|------------------------|------------------|----------------|
| | | Diameter mm (in) | Length mm (in) |
| TB110N-140 | -9°C-60°C (15°F-140°F) | 14 (0,56) | 68 (2,69) |

Accessories

| Part No. | Description |
|------------|--------------------------------------|
| TB110N-BW | 0,5 in NPT brass bulb well |
| TB110N-BWS | 0,5 in NPT stainless steel bulb well |

TB261N AMBIENT SENSING CAPILLARY TEMPERATURE CONTROLLER

Features & Benefits

- ▶ Controls based on ambient conditions
- ▶ Suitable for outdoor use
- ▶ Manually set desired temperature

Specifications

Voltage: Up to 277 VAC

Maximum Amp Load: 22 amps

Temperature Control Range: 20°F to 110°F

Temperature Display Unit: °F only

Sensor Type: Corrosion resistant vinyl-coated ambient sensing bulb and capillary

Hysteresis: 1,6°C (3°F)

Power Connection: Single pole double throw (SPDT) contacts


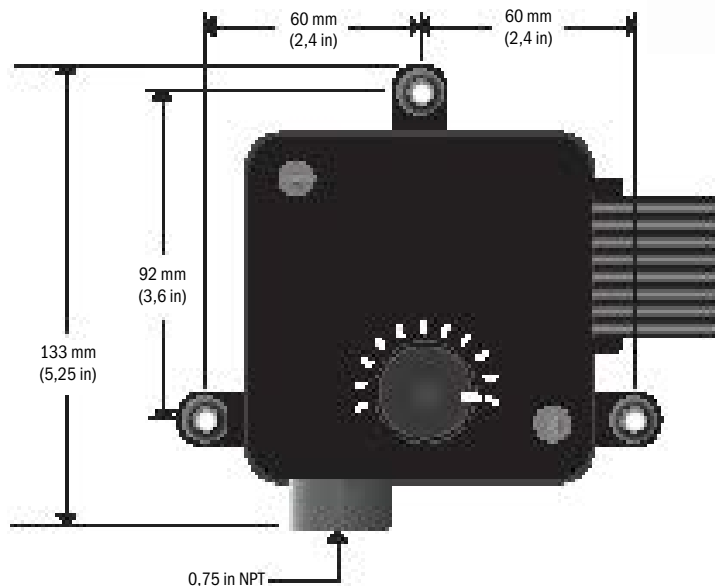
Environmental Exposure Operating Range: -40°C to 71°C
(-40°F to 160°F)

Enclosure Dimensions: 133 mm x 152 mm x 86 mm
(5,25 in x 6 in x 3,4 in)



Ordering Information

| Part No. | Volts | Amps | Range |
|------------|-----------|------|------------------------------|
| TB261N-110 | Up to 277 | 22 | -7°C to 43°C (20°F to 110°F) |



TB250N ALL-PURPOSE BULB & CAPILLARY TEMPERATURE CONTROLLER

Features & Benefits

- ▶ 2 temperature ranges
- ▶ SPDT switch
- ▶ Suitable for outdoor use
- ▶ Simple dial setpoint
- ▶ NEMA 3R enclosure

Applications

- Heat tracing
- Freeze protection
- Process heating

Specifications

Voltage: Up to 277 VAC

Maximum Amp Load: 22 amps

Temperature Control Range: 0°F to 150°F, or 100°F to 250°F

Temperature Display Unit: Dial setpoint °F

Hysteresis: 3°C (6°F)

Sensor Input: Tinned copper bulb and capillary, 3 m (10 ft) long

Environmental Exposures:

Operating range: -40°C to 71°C (-40°F to 160°F)

Enclosure Dimensions: 143 mm x 132 mm x 86 mm
(5,6 in x 5,2 in x 3,4 in)

Bulb Dimensions

| Diameter | Length |
|----------------|----------------|
| 8 mm (0,30 in) | 64 mm (2,5 in) |



Ordering Information

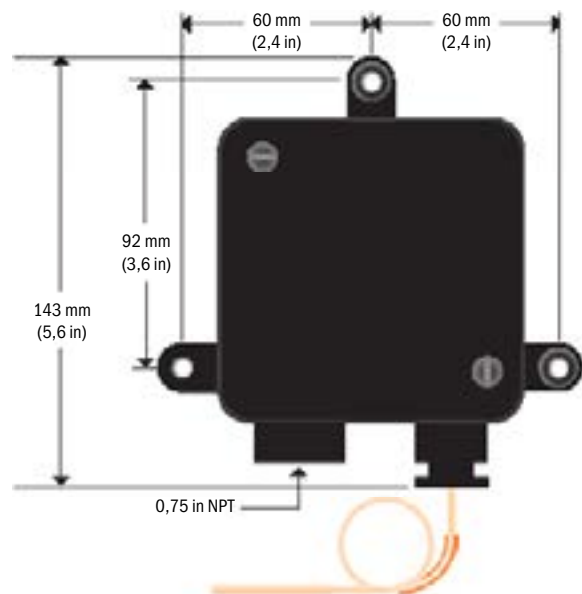
| Part No. | Volts | Amps | Range |
|------------|-----------|------|--------------------------------|
| TB250N-150 | Up to 277 | 22 | -18°C to 66°C (0°F to 150°F) |
| TB250N-250 | Up to 277 | 22 | 38°C to 121°C (100°F to 250°F) |

Accessories

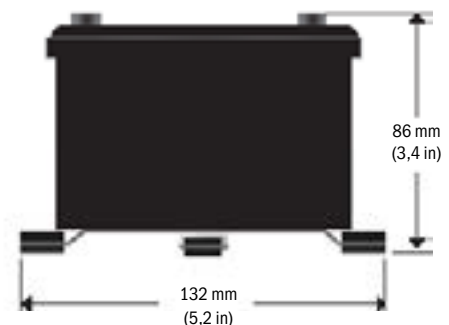
| Part No. | Description |
|------------|--|
| TB250N-2BW | 71 mm (0,5 in NPT x 2,8 in) copper bulb well |



Set point dial protected within a NEMA 3R enclosure



Front View



Top View

TB4000 HIGH-CAPACITY BULB & CAPILLARY TEMPERATURE CONTROLLER

Features & Benefits

- ▶ High amperage load up to 50 amps per zone
- ▶ Available with temperature cut off
- ▶ Suitable for outdoor use
- ▶ Simple dial setpoint
- ▶ Multiple configurations
- ▶ NEMA 4X enclosure
- ▶ Easy-view clear plastic door

Specifications

Voltage: 120, 240, 277, or 480 VAC with 3-phase option

Maximum Amp Load: Up to 50 amps per zone

Temperature Control Range: 0°F to 150°F, 50°F to 300°F, or 150°F to 650°F

Temperature Display Unit: Dial setpoint °F

Accuracy: $\pm 3^{\circ}\text{C}$ ($\pm 5^{\circ}\text{F}$)

Hysteresis: 2% of full scale

Sensor: 304 stainless-steel bulb and capillary, 3 m (10 ft) long

Environmental Exposure:

Operating range: -40°C to 71°C (-40°F to 160°F)

Enclosure Material: Plastic or stainless steel

Enclosure Dimensions: 143 mm x 132 mm x 86 mm (5,6 in x 5,2 in x 3,4 in)

Ordering Information

Part Number Matrix

TB 4 4 1 2 - 150

Product Series

Type of Enclosure

4- (Plastic), 5- (Metal)

Control Options

1- (Single Zone)

2- (Single with Low or High Temperature Alarm)

3- (Single with High Limit Cutout)

4- (Dual Zone)

Contactors

0- (No contactor / 15 amps - Single Phase)

1- (One contactor / 50 amps - Single or Three-Phase)

2- (Two contactors / 50 amps each - Single or Three-Phase)

Voltage

1- (120), 2- (240), 3- (277), 4- (480)

Temperature Range

150- (-17 to 66°C [0 to 150°F])

300- (10 to 149°C [50 to 300°F])

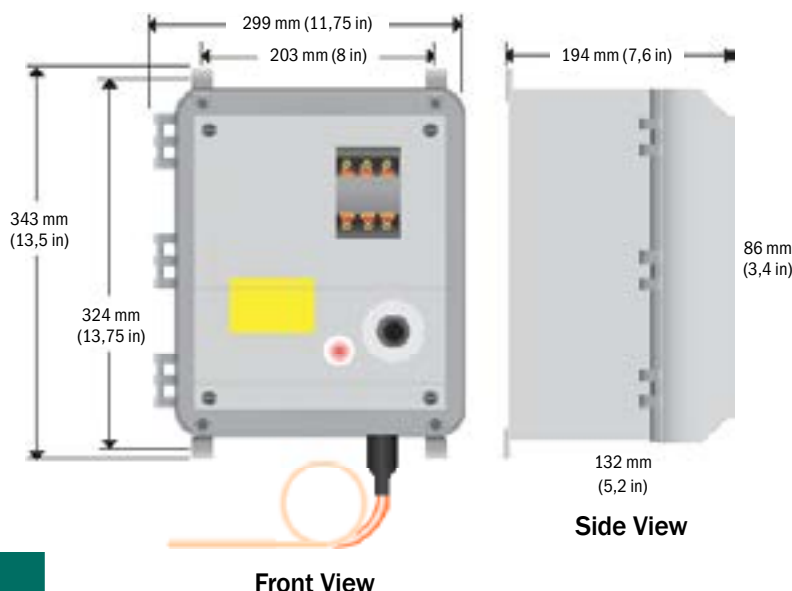
650- (66 to 343°C [150 to 650°F])

Bulb Dimensions

| Temperature Range | Diameter mm (in) | Length mm (in) |
|--|------------------|----------------|
| -18°C to 66°C (0°F to 150°F) | 10 (0,38) | 175 (6,88) |
| 10°C to 149°C (50°F to 300°F) | 10 (0,38) | 111 (4,38) |
| 66°C to 343°C (150°F to 650°F) | 10 (0,38) | 92 (3,63) |



Easy-to-set dial controller within NEMA 4X enclosure



TSO PORTABLE BULB & CAPILLARY TEMPERATURE CONTROLLER

Features & Benefits

- For indoor general purpose applications
- Manually set your desired temperature
- Portable, plug-and-play design
- Two temperature range choices to fit your application



Plug & Play

Specifications

Voltage: 120 VAC or 240 VAC

Maximum Amp Load: 15 amps

Temperature Control Range: 16°C to 121°C (60°F to 250°F)
or 66°C to 288°C (150°F to 550°F)

Temperature Display Unit: °F only

Sensor Input: Copper bulb and capillary, 1,2 m (4 ft) long

Accuracy: 3°C (±5°F)

Hysteresis: 3°C (6°F) Input

Power Cords/Connections:

1,8 m (6 ft) long with plug

- 120 VAC: NEMA 5-15

- 240 VAC: NEMA 6-15

Output Power Connections:


- 120 VAC: NEMA 5-15R

- 240 VAC: NEMA 6-15R

Environmental Exposure:

Operating range: -40°C to 71°C (-40°F to 160°F)

Enclosure Dimensions: 124 mm x 76 mm x 90 mm
(4,9 in x 3 in x 3,6 in)



Bulb Dimensions

| Diameter mm (in) | Length mm (in) |
|---------------------|-------------------|
| 10 (0,38) | 102 (4) |

Ordering Information

| Part No. | Volts | Amps | Range |
|------------|-------|------|--------------------------------|
| TS0991-250 | 120 | 15 | 16°C to 121°C (60°F to 250°F) |
| TS0991-550 | 120 | 15 | 66°C to 288°C (150°F to 550°F) |
| TS0992-250 | 240 | 15 | 16°C to 21°C (60°F to 250°F) |
| TS0992-550 | 240 | 15 | 66°C to 288°C (150°F to 550°F) |

TP0 PORTABLE TIME PERCENTAGE CONTROLLER

Features & Benefits

- For indoor general purpose applications
- Portable, plug-and-play design
- Adjustable time percentage control

What is Time Percentage Control?

Time percentage control varies the proportion (length) of time the heater is in the “on or off” in heating mode. The heating application will determine the actual percentage setpoint required. The controller does not use a temperature sensor and therefore satisfactory operation requires occasional supervision under changing load conditions.

Specifications

Voltage: 120 or 240 VAC

Maximum Amp Load: 15 amps

Time Percentage Control: 5% to 100%

Input Power Cords/Connections: 1,8 m (6 ft) long with plug

- 120 VAC: NEMA 5-15
- 240 VAC: NEMA 6-15

Output Power Connections:

- 120 VAC: NEMA 5-15R
- 240 VAC: NEMA 6-15R

Environmental Exposure:

Operating range: -40°C to 71°C (-40°F to 160°F)

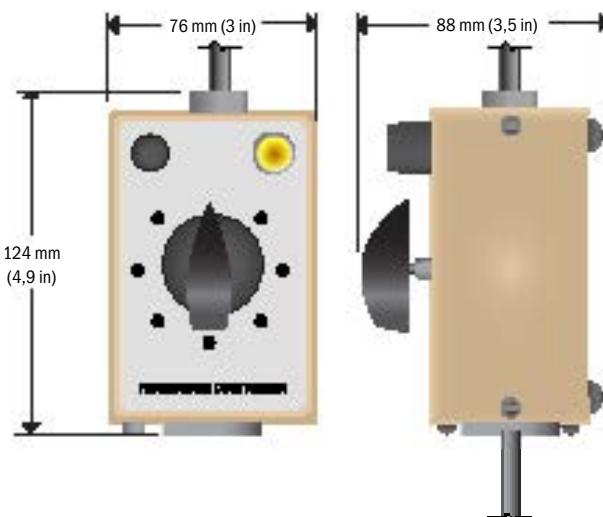
Enclosure Dimensions: 124 mm x 76 mm x 88 mm
(4,9 in x 3 in x 3,5 in)

Ordering Information

| Part No. | Volts | Amps | Range |
|------------|-------|------|-----------|
| TP0941-000 | 120 | 15 | 5 to 100% |
| TP0942-000 | 240 | 15 | 5 to 100% |



Plug & Play



COMMON POWER PLUGS & CONNECTOR INFORMATION

| Ordering Part No. (Male Plug) | Description | Voltage | Plug | Approval | Rated Amps | Heater Plug Suffix | Mating Receptacle | Commonly Used | Image |
|-------------------------------|--|-------------|-----------|--------------|--------------|--------------------|-------------------|--|---|
| N/A | Ferrule Ends | - | N/A | - | - | A | N/A | SDC, SDCE, SDX, SR Blankets, 240 VAC heaters |  |
| 10108 | 3 Pin, 3 Wire (Twist Lock) | 125/250 VAC | N/A | UL | 30 | B | 10127 | Misc SR and SRL Blankets |  |
| 10113 | 2 Pin, 3 Wire (Straight Blade) | 125 VAC | NEMA 5-15 | UL; CSA | 15 | D | 10131 | LYNX® Dock Recp "A" |  |
| 10115 | 2 Pin, 2 Wire (Not grounded) | 125 VAC | NEMA 1-15 | UL | 15 | - | 10115-02 | |  |
| 10119-01 | ML-2 Mini-Twist Lock | 125 VAC | NEMA ML-2 | UL; CSA | 15 | - | 10132-01 | LYNX® Dock Recp "L" |  |
| 10431 | 2 Pin, 3 Wire (Twist Lock) | 250 VAC | L6-15 | UL; CSA | 15 | - | 40205-01 | LYNX® OI & Power "F" |  |
| 10478 | 2 Pin, 3 Wire (Straight Blade) | 250 VAC | NEMA 6-15 | UL; CSA | 15 | E | 10434 | LYNX® OI & Power "D" LYNX® Dock Recp "D" |  |
| 10814 | 2 Pin, 3 Wire (Twist Lock) | 250 VAC | L6-30 | UL; CSA; CE | 30 | G | 10919 | ACR®3 - "CE" versions 20937-240" |  |
| 11270 | 3 Pin, 4 Wire (Twist Lock) | 250 | L15-30 | UL; CSA | 30 | C | 11270-01 | ACR®3 Output Cord for Heaters |  |
| 11670-04 | 2 Pin, 3 Wire IEC14 (m) IEC13 (f) | 120/250 VAC | N/A | UL; CSA; VDE | 10 @ 250 VAC | - | 10134 | LYNX® Dock Recp "G" |  |
| 11773-02 | 5 Pin, 5 Wire 3P +E+N | 415 VAC | N/A | UL; CE | 32 | - | N/A | ACR®3 - "3CE" versions 20937-220" |  |
| 20585-03M* | 9 Pos Amp Mate-N-Lok (Crimp Pins Included) | 600 VAC | N/A | cRUus; CSA | 15 | - | 20585-02 | Used on LYNX® Docs and Harnesses |  |
| 20937-01* | 3 Pin CPC Connector (Crimp Pins Included) | 250 VAC | N/A | cRUus; CSA | 30 | H | 20937-03 | ACR®3 Power |  |
| 20971M* | 7 Position CPC Connector (Crimp Pins Included) | 600 VAC | N/A | cRUus; CSA | 30 | K | N/A | ACR®3 Heater |  |
| 20978-03M* | 3 Position Harting HAN Q2/0 (Crimp Pins Included) | 600 VAC | N/A | UL; CSA; CE | 15 | - | 20978-11 | MPC2 LYNX® Dock Recp "H" |  |
| 20978-20M* | Special Multipurpose Harting (Crimp Pins Included) | 1000 VAC | N/A | CE | 40 | - | 20978-22 | Used on MPC2 |  |
| 20978-33M* | 5 Position Harting (Crimp Pins Included) | 600 VAC | N/A | UL; CSA; CE | 40 | M | 20978-32 | ACR®3 - "3CE" versions |  |
| 40712 | 2 Pin, 3 Wire (Twist Lock) | 125 VAC | L5-30 | UL; CSA | 30 | F | 40758 | ACR®3 Power Input Cord |  |
| 41289-02 | 2 Pin, 3 Wire UK Type G | 250 VAC | N/A | CE | 15 | - | N/A | LYNX® OI & Power "E" |  |
| 41289-05 | 2 Pin, 3 Wire Schuko CEE 7/7 | 250 VAC | N/A | CE | 15 | - | 41289-06 | LYNX® OI & Power "C" |  |

* Requires a crimping tool not provided by BriskHeat. Contact plug manufacturer for crimp tool assistance

STANDARD SENSOR OPTIONS

Temperature controllers are typically used to increase or decrease the amount of power used to heat or cool a process. There are a variety of thermocouple types made from different alloys which are calibrated to different ranges. The temperature controller receives a signal from the sensor and interprets it as a temperature. To provide the correct temperature, the controller type must match the sensor type. A Type-J thermocouple has to be paired with a

controller that is set to accept a signal from a Type-J thermocouple. Using incompatible sensors and controllers will provide inaccurate temperature measurements.

Sensor placement is important for proper process control. It should be located where the temperature is most critical and should maintain direct contact by using tape, paste, or epoxy.



PT100 RTD Outdoor Sensor with White PTFE Slewing

NOTE: Type-J and K Outdoor Sensors have Brown PTFE Slewing



Type-J or K Indoor Sensor with Fiberglass Slewing

Outdoor Rated Sensors

| Part No. Type-J Sensor | Part No. Type-K Sensor | Part No. PT100 RTD Sensor | Length m (ft) | Connector Type |
|---------------------------|---------------------------|---------------------------------|------------------|-------------------|
| TCJN05-BA* | TCKN05-EA* | THRN05-LA* | 1,5 (5) | Standard |
| TCJN10-BA* | TCKN10-EA* | THRN10-LA* | 3 (10) | Standard |
| TCJN25-BA* | TCKN25-EA* | THRN25-LA* | 7,6 (25) | Standard |
| TCJN05-AA | TCKN05-DA | THRN05-HA* | 1,5 (5) | Mini |
| TCJN10-AA | TCKN10-DA | THRN10-HA* | 3 (10) | Mini |
| TCJN25-AA | TCKN25-DA* | THRN25-HA | 7,6 (25) | Mini |
| TCJN05-GA* | TCKN05-GA* | THRN05-GA* | 1,5 (5) | Bare Leads |
| TCJN10-GA* | TCKN10-GA* | THRN10-GA* | 3 (10) | Bare Leads |
| TCJN25-GA* | TCKN25-GA* | THRN25-GA* | 7,6 (25) | Bare Leads |

*Indicates new part

Indoor Rated Sensors

| Part No. Type-J Sensor | Part No. Type-K Sensor | Length m (ft) | Connector Type |
|---------------------------|---------------------------|------------------|-------------------|
| TAJN05-AA* | TAKN05-DA | 1,5 (5) | Mini |
| TAJN10-AA* | TAKN10-DA | 3 (10) | Mini |
| TAJN25-AA* | TAKN25-DA | 7,6 (25) | Mini |
| TAJN05-GA* | TAKN05-GA* | 1,5 (5) | Bare Leads |
| TAJN10-GA* | TAKN10-GA* | 3 (10) | Bare Leads |
| TAJN25-GA* | TAKN25-GA* | 7,6 (25) | Bare Leads |
| TAJN05-BA-ROHS** | | 1,5 (5) | Standard |
| TAKN05-EA-ROHS** | | 1,5 (5) | Standard |
| THRN05-JA-ROHS** | | 1,5 (5) | Standard |

** Materials are RoHS compliant

Accessories

| Part No. | Description |
|----------|--|
| PSAT36A | Standard Fiberglass Tape Suitable for General Purpose Applications Size: 13 mm x 38 m (0,5 in x 108 ft) Silicone Adhesive Temp Limit: 200°C (392°F) |
| AAT2180 | High Temperature Aluminum Tape Designed for applications above 200°C (392°F) Size: 51 mm x 55 m (2 in x 180 ft) Silicone Adhesive w/ Liner Temp Limit: 260°C (500°F) |



Heat Conductive Putty

Used to fill voids between cable and pipe surface

| Part No. | Description |
|----------|---------------------|
| HCP1 | Size: 0,5 kg (1 lb) |
| HCP3 | Size: 14 kg (3 lb) |




HEAT

IT'S IN OUR NAME

BriskHeat has been meeting a diverse range of industrial heating needs since 1949. BriskHeat designs and manufactures flexible heating elements, control systems, and accessories that provide custom solutions for process heating, freeze protection, viscosity control, and condensation prevention.

BriskHeat's products are utilized in all types of markets from petrochemicals and semiconductors to food processing and biotech. And BriskHeat is THE WORLDWIDE leader in flexible surface heat trace products that meet the needs of global customers in virtually every industry.



BriskHeat®

4800 Hilton Corporate Drive
Columbus, OH 43232
800-848-7673 | 614-294-3376
BriskHeat.com
bhtsales1@briskheat.com

HEATING MANTLES & BEAKERS



BriskHeat

HEATING MANTLES FOR LABORATORY FLASKS

BriskHeat® Heating Mantles offer uniform heat distribution for round-bottom flasks. Whether the need is a self-standing mantle, a mantle to fit in a basket ring stand, or a full coverage zippered mantle, BriskHeat® Heating Mantles provide the solution.

Features & Benefits

- ▶ Molded to fit round-bottom flasks
- ▶ Basket ring stand or bench top models
- ▶ Temperatures up to 482 °C (900 °F)
- ▶ Low-watt density



Temperatures
Up to
482 °C (900 °F)




EASY WAYS TO ORDER

1. Contact your local distributor. Check BriskHeat.com to locate a local distributor.
2. Call BriskHeat® at 800-848-7673 or 614-294-3376. We have a staff of application specialists to solve your unique needs.
3. Order online at BriskHeat.com - 24/7.

PAYMENT TERMS

Credit Card Options



Net 30 Option

Net 30 Terms are available to qualified companies. Please contact your Account Manager for additional details.

METAL-HOUSED HEATING MANTLES

Features & Benefits

- ▶ Uniform heat distribution with round bottom flasks for temperatures up to 450°C (842°F)
- ▶ Chemical-resistant metal housing
- ▶ Safe to touch tabletop design
- ▶ Grounded for electrical safety
- ▶ Adjustable min/max heating for low/high volume contents
- ▶ Stir bar included with magnetic stirrer mantles
- ▶ Easy-to-use simple plug-and-play design
- ▶ Easy-to-clean
- ▶ Safe alternative to other heating methods like a Bunsen burner
- ▶ Suitable for high temperatures
- ▶ Durable, long life



Plug & Play



Temperatures
Up to
450°C (842°F)



(Models with crimped
ferrule leads)



with Magnetic Stirrer and Control

Specifications

Maximum Exposure Temperature: 450°C (842°F)

Outer Construction: Plastic coated chemical resistant housing

Voltage: 120 or 240 VAC

Power Cord: 1,5 m ft (5) long with

- 120 VAC: 3-prong plug (NEMA 5-15P)
- 240 VAC: Crimped ferrule leads

IP Rating: IP20

Applications

- Heating and/or boiling liquid
- Distillation
- Chemical reactions
- Reflux set-ups
- Lab scale synthesis
- Storing culture media



with Control



without Control
external control required

METAL-HOUSED HEATING MANTLES

Heating basket provides uniform heat

Durable plastic-coated chemical resistant metal housing

Adjustable-speed stirring control (Max 1600 RPM)

On/off switch

LED heater-on indicator light

Egg-shaped magnetic stir bar (PTFE coated)

NEW!

1,5 m (5 ft) power cord with 3-prong plug (NEMA 5-15P) [120 V] or crimped ferrule leads [240 V]

Min/max heater control for low/high volume of flask contents

Time percentage on/off heater control

Ordering Information

| WITH MAGNETIC STIRRER AND BUILT-IN CONTROLLER | | WITH BUILT-IN CONTROLLER | | NO CONTROLLER | | Size (ml) | Total Watts |
|---|--|--------------------------|-----------|---------------|-----------|-----------|-------------|
| Part No. | | Part No. | | Part No. | | | |
| 120 V | | 120 V | 240 V | 120 V | 240 V | | |
| - | | HM0050MC1 | HM0050MC2 | HM0050MH1 | HM0050MH2 | 50 | 60 |
| HM0100MS1 | | HM0100MC1 | HM0100MC2 | HM0100MH1 | HM0100MH2 | 100 | 110 |
| HM0250MS1 | | HM0250MC1 | HM0250MC2 | HM0250MH1 | HM0250MH2 | 250 | 165 |
| HM0500MS1 | | HM0500MC1 | HM0500MC2 | HM0500MH1 | HM0500MH2 | 500 | 220 |
| HM1000MS1 | | HM1000MC1 | HM1000MC2 | HM1000MH1 | HM1000MH2 | 1000 | 325 |
| - | | HM2000MC1 | HM2000MC2 | HM2000MH1 | HM2000MH2 | 2000 | 545 |
| - | | HM3000MC1 | HM3000MC2 | HM3000MH1 | HM3000MH2 | 3000 | 650 |
| - | | HM4000MC1 | HM4000MC2 | HM4000MH1 | HM4000MH2 | 4000 | 815 |
| - | | HM5000MC1 | HM5000MC2 | HM5000MH1 | HM5000MH2 | 5000 | 935 |
| - | | HM6000MC1 | HM6000MC2 | HM6000MH1 | HM6000MH2 | 6000 | 1090 |

Replacement Stir Bar

| Flask Size (ml) | Stir Bar Size mm (in) | Part No. |
|-----------------|-----------------------|----------|
| 100 | 15 x 30 (0,6 x 1,2) | SB15X30 |
| 250 | 15 x 35 (0,6 x 1,4) | SB15X35 |
| 500 | 20 x 40 (0,8 x 1,6) | SB20X40 |
| 1000 | 20 x 50 (0,8 x 2,0) | SB20X50 |

Accessories



HCLAMP



GFCI01

| Description | Part No. |
|--|----------|
| Support clamp for laboratory frame rods (Accommodates up to a 13 mm diameter rod). | HCLAMP |
| Converts a standard outlet into a GFCI protected outlet. For 120 VAC use, max 15A. | GFCI01 |

CLOTH HEATING MANTLES FOR RING STANDS

Features & Benefits

- ▶ Applies uniform heat to round-bottom flasks —
Temperatures up to 450 °C (842 °F)
- ▶ Low-watt density
- ▶ Several styles and sizes to choose from
- ▶ Easily installs on basket ring stands
- ▶ Safe alternative to other heating methods
like a Bunsen burner
- ▶ Easy-to-use
- ▶ Suitable for high temperatures



Temperatures
Up to
450 °C (842 °F)



Lower Hemispherical Heating Mantle
page 188

Specifications

Maximum Exposure Temperature: 450 °C (842 °F)

Outer Construction: Fiberglass outer shell

Heating Element: Multi-stranded resistance wire for increased durability. Knit and braided for uniform heat coverage

Voltage: 120 or 240 VAC

Power Leads: 76 mm (3 in) long with

- 120 VAC: Twist lock connector (NEMA L1-15R) and 1,2 m (4 ft) long extension cord with 2-prong plug (NEMA 1-15P)
- 240 VAC: Crimped ferrule leads

IP Rating: IP20



Upper Hemispherical Heating Mantle
page 189



Installs easily on basket ring stands



Spherical Heating Mantle
page 189

CLOTH HEATING MANTLES FOR RING STANDS

Ordering Information

Lower Hemispherical Cloth Heating Mantle

| Part No. | | Size ml | Total Watts |
|-------------|-------------|------------|----------------|
| 120 VAC | 240 VAC | | |
| HM0050-HS1 | HM0050-HS2 | 50 | 60 |
| HM0100-HS1 | HM0100-HS2 | 100 | 80 |
| HM0125-HS1 | HM0125-HS2 | 125 | 80 |
| HM0200-HS1 | HM0200-HS2 | 200 | 100 |
| HM0250-HS1 | HM0250-HS2 | 250 | 180 |
| HM0500-HS1 | HM0500-HS2 | 500 | 270 |
| HM1000-HS1 | HM1000-HS2 | 1000 | 380 |
| HM2000-HS1 | HM2000-HS2 | 2000 | 500 |
| HM3000-HS1 | HM3000-HS2 | 3000 | 500 |
| HM5000-HS1 | HM5000-HS2 | 5000 | 600 |
| HM12000-HS1 | HM12000-HS2 | 12000 | 1300 |



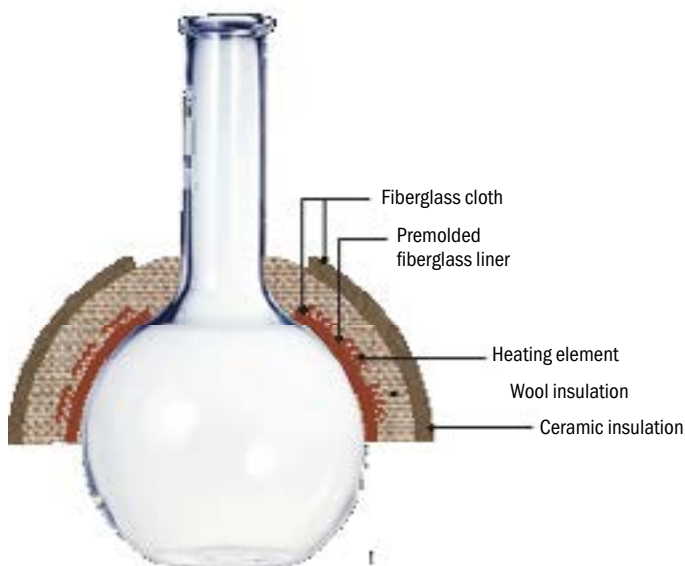
IMPORTANT: Temperature controller is required for these products. See options starting on page 145.

Custom Sizes and Designs Available: Contact BriskHeat® or your local distributor for more information.

CLOTH HEATING MANTLES FOR RING STANDS

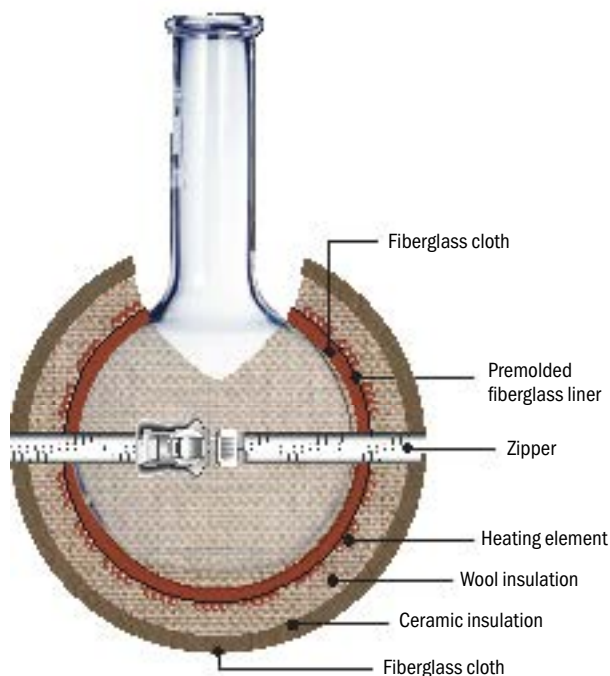
Upper Hemispherical Cloth Heating Mantle

| Part No. | | Size ml | Total Watts |
|------------|------------|------------|----------------|
| 120 VAC | 240 VAC | | |
| HM0250-TS1 | HM0250-TS2 | 250 | 140 |
| HM0500-TS1 | HM0500-TS2 | 500 | 140 |
| HM1000-TS1 | HM1000-TS2 | 1000 | 140 |
| HM2000-TS1 | HM2000-TS2 | 2000 | 200 |
| HM3000-TS1 | HM3000-TS2 | 3000 | 200 |
| HM5000-TS1 | HM5000-TS2 | 5000 | 300 |



Spherical Cloth Heating Mantle

| Part No. | | Size ml | Total Watts | |
|------------|------------|------------|-------------|-------|
| 120 VAC | 240 VAC | | upper | lower |
| HM0500-SS1 | HM0500-SS2 | 500 | 0 | 270 |
| HM1000-SS1 | HM1000-SS2 | 1000 | 140 | 380 |
| HM2000-SS1 | HM2000-SS2 | 2000 | 200 | 500 |



IMPORTANT: Temperature controller is required for these products. See options starting on page 145.

Custom Sizes and Designs Available: Contact BriskHeat® or your local distributor for more information.

800-848-7673 | 614-294-3376 | BriskHeat.com | bhtsales1@briskheat.com

189

TABLETOP CLOTH HEATING MANTLES

Features & Benefits

- ▶ Self-supporting design can be placed directly on countertop
- ▶ Low-watt density
- ▶ Temperatures up to 482 °C (900 °F)
- ▶ Safe alternative to other heating methods like a Bunsen burner
- ▶ Easy viewing of flask contents
- ▶ Stackable for easy storage



Specifications

Maximum Exposure Temperature: 482°C (900°F)

Heating Element: Multi-stranded resistance wire for increased durability. Knit and braided for uniform heat coverage

Voltage: 120 or 240 VAC

Power Leads: 1,8 m (6 ft) long with
 – 120 VAC: 2-prong plug (NEMA 1-15P)
 – 240 VAC: NEMA 6-15 plug

IP Rating: IP20

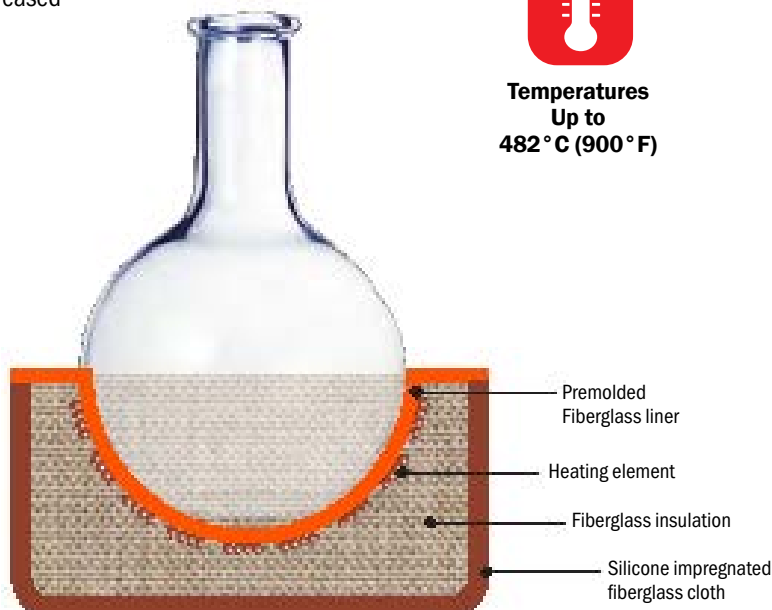


**Temperatures
Up to
482 °C (900 °F)**



Ordering Information

| Part No. | | Size ml | Total Watts |
|-----------|-----------|------------|----------------|
| 120 VAC | 240 VAC | | |
| HM0050VF1 | HM0050VF2 | 50 | 52 |
| HM0100VF1 | HM0100VF2 | 100 | 70 |
| HM0250VF1 | HM0250VF2 | 250 | 143 |
| HM0500VF1 | HM0500VF2 | 500 | 210 |
| HM1000VF1 | HM1000VF2 | 1000 | 377 |
| HM2000VF1 | HM2000VF2 | 2000 | 520 |
| HM3000VF1 | HM3000VF2 | 3000 | 550 |
| HM5000VF1 | HM5000VF2 | 5000 | 620 |



IMPORTANT: Temperature controller is required for these products. See options starting on page 145.

Custom Sizes and Designs Available: Contact BriskHeat® or your local distributor for more information.

SILICONE RUBBER BEAKER HEATERS

Features & Benefits

- ▶ Provides even heat for Griffin and standard beaker heating applications
- ▶ Moisture and chemical resistant
- ▶ Easy installation with hook and loop fastener
- ▶ Grounded or non-grounded
- ▶ Removable and reusable
- ▶ Safe and even heat across entire surface of beaker
- ▶ Easy access to graduation

Specifications

Maximum Exposure Temperature: 232°C (450°F)

Voltage Options: 120 or 240 VAC

Closure Method: Hook and loop fastener

Outer Material: 15 mil fiberglass reinforced silicone rubber

Power Density: 0,8 W/cm² (5,0 W/in²)

Dielectric Strength: Over 2000 volts

Power Cord: 0,6 m (24 in) long

– 120 VAC: Standard 2-prong NEMA 1-15 Plug

– 240 VAC: Crimped ferrule leads

IP Rating: IP54



(Models with crimped ferrule leads)



**Moisture
& Chemical
Resistant**




GBH Series – Non-grounded

NEW!



GBHE Series – Grounded, CE approved



SILICONE RUBBER BEAKER HEATERS

Ordering Information

GBH Series: Non-Grounded

| Part No. 120 VAC | Part No. 240 VAC | Size ml | Diameter mm (in) | Heater Height mm (in) | Heater Length mm (in) | Total Watts |
|---------------------|---------------------|------------|---------------------|-----------------------------|--------------------------|----------------|
| GBH0250-1 | GBH0250-2 | 250 | 69 (2,7) | 76 (3) | 311 (12,25) | 150 |
| GBH0400-1 | GBH0400-2 | 400 | 76 (3) | 89 (3,5) | 349 (13,75) | 200 |
| GBH0600-1 | GBH0600-2 | 600 | 91 (3,6) | 102 (4) | 381 (15) | 250 |
| GBH1000-1 | GBH1000-2 | 1000 | 109 (4,3) | 117 (4,6) | 438 (17,25) | 350 |

GBHE Series: Grounded, CE approved

NEW!

| Part No. 240 VAC | Size ml | Diameter mm (in) | Heater Height mm (in) | Heater Length mm (in) | Total Watts |
|---------------------|------------|---------------------|-----------------------------|--------------------------|----------------|
| GBHE0250-2 | 250 | 69 (2,7) | 83 (3,25) | 311 (12,25) | 150 |
| GBHE0400-2 | 400 | 76 (3) | 89 (3,5) | 349 (13,75) | 200 |
| GBHE0600-2 | 600 | 91 (3,6) | 102 (4) | 381 (15) | 250 |
| GBHE1000-2 | 1000 | 109 (4,3) | 117 (4,6) | 438 (17,25) | 350 |



(GBHE series only)



IMPORTANT: Temperature controller is required for these products. See options starting on page 145.
Need a different size or have a different object to heat? We can design a heater specifically for your application.
Contact BriskHeat® or your local distributor for more information.

Temperature Controllers for Heating Mantles & Beaker Heaters

SDX Digital PID Benchtop Temperature Controller



- Advanced PID control
- Plug & play
- More information on page 160

SDC/SDCE Digital On/Off Benchtop Temperature Controller



- On/off control
- Plug & play
- More information starting on page 161

LYNX Temperature Control Sets



- Compact PID controller
- Can be used individually or linked together as a system
- Plug & play
- More information on page 155

HL101 Digital Temperature Limit Controller




- Includes receptacle to connect HL101 to existing temperature controller or controlled device*
- 4-key touch pad interface with manual reset
- More information on page 163

* HL101 requires a temperature controller (sold separately except where included on heater)

Full selection of temperature controllers starting on page 145.

COMPOSITE **CURING**



BriskHeat

ACR® 3 HOT BONDER

Features & Benefits

- ▶ Full-color touchscreen interface
- ▶ Dual vacuum system — built-in electric pump and vacuum venturi for each zone
- ▶ Single or dual zone
- ▶ 30 amp output per heat zone
- ▶ 10 thermocouple sensors per zone
- ▶ Audible and visual alarms for high and low temperature/vacuum limits
- ▶ Data logs digitally or through built-in printers
- ▶ Fast and simple data transfer with USB drive
- ▶ Includes everything you need
- ▶ Controls both heat and vacuum — Ideal solution for localized, on-the-spot composite curing, metal bonding, and 'out-of-autoclave/oven' processing applications
- ▶ Intuitive graphical touchscreen interface is easy-to-program and use
- ▶ Compact size allows users to easily transport hot bonder from job-to-job
- ▶ Completely self-contained and portable with built-in vacuum pump
- ▶ Secure — multiple levels of password protection
- ▶ Transfer your programs quickly from one bonder to another
- ▶ Simple post-cure data transfer and analysis — files can be transferred easily with USB drive and opened with spreadsheet and word processor programs including Microsoft® Excel® and Word®
- ▶ Rugged — hot bonder is enclosed in extra durable, high-impact hard case
- ▶ Multi-language support including English, German, Russian, and Chinese (Mandarin). Additional languages available upon request
- ▶ Update your hot bonder easily with the latest FREE software at BriskHeat.com

3
YEAR

WARRANTY



ACR3
HOT BONDER



Easy-to-Transport



Quick 3-step programming



Stores up to 30 programs



Real-time graphing of cure

ACR® 3 HOT BONDER

Specifications:

General

Display: 213 mm (8,4 in) full-color touchscreen

Temperature Control Range: Up to 760°C (1400°F)

Temperature Display Units: °C or °F

Sensor Input: Type-J Thermocouples with mini connectors — 10 inputs per zone

Accuracy: 1,67°C (±3°F)

Temperature Measurement Source: Choice of average of all selected thermocouples (TCs), high TC, low TC, or one selected TC

Dimensions (Closed): Hot Bonder: 559 x 457 x 254 mm (22 x 18 x 10 in); Accessory Case: 559 x 457 x 254 mm (19 x 15 x 7 in)

Weight (Hot Bonder): Single Zone: 18 kg (39 lbs); Dual Zone: 22 kg (48 lbs)

Alarms: Audible and visual alarms for high and low temperature/vacuum limits

Data Storage: Stores up to 30 programs and last 12 cures on unit

Data Transfer: Through USB port — USB flash drive included

Data Logging: Logs digitally or through built-in printer: prints and records real-time status of cure including program parameters

Data Logging Intervals: 1 to 99 minutes

Security: Multiple levels of password protection

Power

Input Voltage: 100-130 VAC, 200-240 VAC

Maximum Amp Load per Zone: 30 amps

Frequency: 50-60 Hz

Ground Fault Protection: Input ground fault interrupter breaker protected

MAINS Supply Voltage Fluctuations: up to ±10% of the nominal voltage

Transient Over Voltages: Typically found on a Category II power source: i.e. a lighting circuit

Input Power Cord: 3 m (10 ft) long with choice of plug (1 per zone)

Heater Output Cord: 1,5 m (5 ft) long with receptacle compatible with BriskHeat Composite Curing Heating Blankets with 'C' plug. — Other heater output cords available upon request

Vacuum

Vacuum System: Built-in electric vacuum pump and vacuum venturi for each zone

Pressure: 711 mmHg (28 inHg)

Flow: 5,7 scfm (vacuum venturi); 0,9 scfm (electric vacuum pump)

Vacuum Units: Programmable to inHg or mmHg

Vacuum Adjustment: Ability to manually adjust pressure for each zone

Environment

Location: Intended for use in dry environments. Do not expose to wet spray.

Altitude: Up to 2,000 m (6,562 ft)

Storage Temperature Range: -20 to 60°C (-4 to 140°F)

Operating Temperature Range: 5 to 40°C (41 to 104°F)

Maximum Relative Humidity: 80% for temperatures up to 31°C (88°F) decreasing linearly to 50% relative to humidity at 40°C (104°F)

Pollution Degree: 2 — normally only non-conductive pollution occurs, however a temporary conductivity caused by condensation must be expected



Easy to use, color touch screen



Single Zone ACR® 3 Hot Bonder



Dual Zone ACR® 3 Hot Bonder



Select models

ACR® 3 HOT BONDER

Ordering Information

The ACR® 3 Hot Bonder can be purchased either as a kit with composite curing blankets or as a basic kit without composite curing blankets.

Kit with Composite Curing Blankets

| Part Number | Number of Zones | Voltage | NSN* |
|---------------|-----------------|---------|------------------|
| ACR-3-S120KIT | 1 | 120 VAC | 4920-01-538-9296 |
| ACR-3-S240KIT | 1 | 240 VAC | 4920-01-538-9296 |
| ACR-3-D120KIT | 2 | 120 VAC | 4920-01-545-5200 |
| ACR-3-D240KIT | 2 | 240 VAC | 4920-01-545-5200 |

* Please indicate voltage when ordering with NSN.

Kit with Blankets Includes

- ACR® 3 hot bonder unit
- One 254 x 254 mm (10 in x 10 in) SR composite curing blanket per zone
- One 305 x 305 mm (12 in x 12 in) SR composite curing blanket per zone
- One 406 x 406 mm (16 in x 16 in) SR composite curing blanket per zone
- 3 m (10 ft) vacuum hoses (2 per zone)
- 3 m (10 ft) input power Cord (1 per zone)
- 1,5 m (5 ft) heater output power cord (1 per zone)
- USB flash drive
- J-Type thermocouples (10 per zone)
- Standard connector adapters for thermocouple receptacles (10 per zone)
- Vacuum bag feed-throughs (2 per zone)
- Extra printer ribbon and paper (1 per zone)
- DVD training video

Kit without Blankets

| Part No. | Number of Zones | Voltage | Input Power Plug NEMA Rating |
|----------|-----------------|---------|------------------------------|
| ACR-3-S1 | 1 | 120 VAC | L5-30P |
| ACR-3-D1 | 2 | 120 VAC | L5-30P |
| ACR-3-S2 | 1 | 240 VAC | L6-30P |
| ACR-3-D2 | 2 | 240 VAC | L6-30P |

Kit without Blankets Includes


- ACR® 3 hot bonder unit
- 3 m (10 ft) vacuum hoses (2 per zone)
- 3 m (10 ft) input power cord (1 per zone)
- 1,5 m (5 ft) heater output power cord (1 per zone)
- USB flash drive
- J-Type thermocouples (10 per zone)
- Standard connector adapters for thermocouple receptacles (10 per zone)
- Vacuum bag feed-throughs (2 per zone)
- Extra printer ribbon and paper (1 per zone)
- DVD training video



WARRANTY



ACR® 3 Hot Bonder Single Zone



254 x 254 mm
(10 in x 10 in) SR
curing blanket
(1 per zone)

305 x 305 mm
(12 in x 12 in)
SR curing blanket
(1 per zone)

406 x 406 mm
(16 in x 16 in)
SR curing blanket
(1 per zone)

CE Approved ACR® 3 Hot Bonders



Kit with Composite Curing Blankets

| Part No. | Number of Zones | Voltage | Input Power Plug |
|-------------------|-----------------|---------|--------------------------------|
| ACR-3-S240KIT-CE | 1 | 240 VAC | NEMA L6-30P Part No.: 10814 |
| ACR-3-D240KIT-CE | 2 | 240 VAC | NEMA L6-30P Part No.: 10814 |
| ACR-3-S240-3KITCE | 1 | 240 VAC | 3P+E+N Part No.: 11773-02 |
| ACR-3-D240-3KITCE | 2 | 240 VAC | 3P+E+N Part No.: 11773-02 |

Kit without Blankets

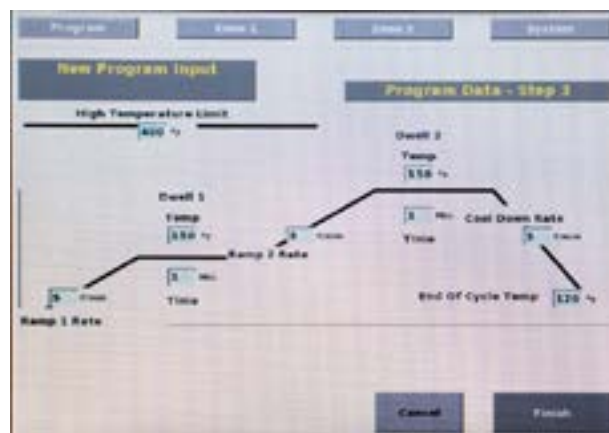
| Part No. | Number of Zones | Voltage | Input Power Plug |
|--------------|-----------------|---------|--------------------------------|
| ACR-3-S2-CE | 1 | 240 VAC | NEMA L6-30P Part No.: 10814 |
| ACR-3-D2-CE | 2 | 240 VAC | NEMA L6-30P Part No.: 10814 |
| ACR-3-S2-3CE | 1 | 240 VAC | 3P+E+N Part No.: 11773-02 |
| ACR-3-D2-3CE | 2 | 240 VAC | 3P+E+N Part No.: 11773-02 |



ACR® 3 Hot Bonder
FREE Demonstration and
Training Video Included
and available online

ACR® MINIPRO™ HOT BONDER

- ▶ Easiest-to-use, fully-loaded hot bonder under 8 kgs (18 lbs)
- ▶ Full-color touchscreen interface
- ▶ Built-in vacuum venturi
- ▶ 20 or 30 amp output
- ▶ 10 thermocouple sensors
- ▶ Audible and visual alarms for high and low temperature/vacuum limits
- ▶ Fast and simple data transfer with USB drive
- ▶ Small and lightweight — cure composite materials anywhere
- ▶ Easy-to-carry and setup — even up towers, ladders, staircases, and on wings
- ▶ Intuitive graphical touchscreen interface is easy-to-program and use
- ▶ Secure — multiple levels of password protection
- ▶ Transfer your programs quickly from one bonder to another
- ▶ Simple post-cure data transfer and analysis — files can be transferred easily with USB drive and opened with spreadsheet and word processor programs including Microsoft® Excel® and Word®
- ▶ Rugged — hot bonder is enclosed in extra durable, high-impact hard case
- ▶ Multi-language support including English, German, Russian, and Chinese (Mandarin). Additional languages available upon request
- ▶ Update your hot bonder easily with the latest FREE software at www.BriskHeat.com



Specifications

General

Display: 213 mm (8,4 in) full-color touchscreen
Temperature Control Range: Up to 760°C (1400°F)
Temperature Display Units: °C or °F
Sensor Input: Type-J Thermocouples with mini connectors — 10 inputs
Accuracy: 1,67°C (±3°F)
Temperature Measurement Source: Choice of average of all selected thermocouples (TCs), high TC, low TC, or one selected TC
Dimensions (Closed): 418 x 333 x 173 mm (16,44 x 13,13 x 6,81 in)
Weight: Under 8 kg (18 lbs)

Alarms: Audible and visual alarms for high and low temperature/vacuum limits

Data Storage: Stores up to 30 programs and last 12 cures on unit

Data Transfer: Through USB port — USB flash drive included

Data Logging: Logs digitally and records real-time status of cure including program parameters

Data Logging Intervals: 1 to 99 minutes

Security: Multiple levels of password protection

ACR® MINIPRO™ HOT BONDER

Specifications (continued)

Power

Input Voltage: 100-130 or 200-240 VAC

Maximum Amp Load: 20 or 30 amp models

Frequency: 50-60 Hz

Ground Fault Protection: Input ground fault interrupter breaker protected

MAINS Supply Voltage Fluctuations: up to $\pm 10\%$ of the nominal voltage

Transient Over Voltages: Typically found on a Category II power source: i.e. a lighting circuit

Input Power Cord: 3 m (10 ft) long with bare wire leads (1 per zone)

Heater Output Cord: 1,5 m (5 ft) long with receptacle compatible with BriskHeat Composite Curing Heating Blankets with 'C' plug. — Other heater output cords available upon request

Vacuum

Vacuum System: Built-in vacuum venturi pump — requires 80 psi compressed air for 711 mmHg (28 inHg) vacuum

Vacuum Units: Programmable to inHg or mmHg

Environment

Location: Intended for use in dry environments. Do not expose to wet spray

Altitude: Up to 2,000 m (6,562 ft)

Storage Temperature Range: -20 to 60°C (-4 to 140°F)

Operating Temperature Range: 5 to 40°C (41 to 104°F)

Maximum Relative Humidity: 80% for temperatures up to 31°C (88°F) decreasing linearly to 50% relative to humidity at 40°C (104°F)

Pollution Degree: 2 — normally only non-conductive pollution occurs, however a temporary conductivity caused by condensation must be expected



Ordering Information

| Part No. | Maximum Amp Load | Voltage |
|---------------|------------------|-----------|
| ACR-3-MINI | 20 | Universal |
| ACR-3-MINI-30 | 30 | Universal |

Includes

- ACR® MiniPRO™ hot bonder unit
- One 3 m (10 ft) vacuum hose
- One vacuum bag feed-through
- One 3 m (10 ft) input power cord (plug sold separately*)
- One 1,5 m (5 ft) heater output power cord
- USB flash disk
- Ten J-Type thermocouples
- Ten standard connector adapters for thermocouple receptacles

Deluxe Packages with Heating Blankets

| Part No. | Description |
|-----------------|--|
| ACR-MINI-120KIT | ACR-3-MINI (20 amp) with 120 V Heating Blankets <ul style="list-style-type: none"> - One 254 mm x 254 mm (10 in x 10 in) SR heating blanket - One 305 mm x 305 mm (12 in x 12 in) SR heating blanket - One 406 mm x 406 mm (16 in x 16 in) SR heating blanket |
| ACR-MINI-240KIT | ACR-3-MINI (20 amp) with 240V Heating Blankets <ul style="list-style-type: none"> - One 254 mm x 254 mm (10 in x 10 in) SR heating blanket - One 305 mm x 305 mm (12 in x 12 in) SR heating blanket - One 406 mm x 406 mm (16 in x 16 in) SR heating blanket |

Input Power Plugs*

| Part No. | Description |
|----------|---|
| 40712 | Nema L5-30, 2-pin 3-wire 125 VAC twist lock |
| 10814 | Nema L6-30, 2-pin 3-wire 250 VAC twist lock |

*See page 180 for other power plug options.

ACR®3 & ACR® MINIPRO™ ACCESSORIES

Vacuum gauge

| Part No. | Description |
|----------|--------------|
| 49758-35 | Vacuum gauge |

Vacuum hose

| Part No. | Description |
|----------|--------------------------------------|
| 20938 | Replacement vacuum hose; 3 m (10 ft) |

Vacuum bag feed-through

| Part No. | Description |
|----------|-------------------------------------|
| 20931 | Replacement vacuum bag feed-through |

Printer paper and ribbon

| Part No. | Description |
|----------|----------------------------|
| 40795-01 | 1 roll of printer paper |
| 40795-02 | Replacement printer ribbon |

USB flash drive and training video

| Part No. | Description |
|--------------|-------------------------|
| 11514-03 | USB flash drive |
| DVD-ACR3-001 | ACR® training video DVD |

Type-J thermocouples, extensions, and adaptors

| Part No. | Description |
|----------|---|
| 11510 | 5 pack Type-J thermocouples rated to 218°C (425°F), 1,8 m (6 ft) 30 gage with mini connectors |
| 11510-02 | 5 pack Type-J thermocouples rated to 482°C (900°F), 1,8 m (6 ft) 30 gage with mini connectors |
| 11510-01 | Type-J 3 m (10 ft) 24 gage extension rated to 218°C (425°F) with mini connector |
| 11510-03 | Type-J 3 m (10 ft) 24 gage extension rated to 482°C (900°F) with mini connector |
| 41253 | T/C adaptor, std female to mini male |

Input power cords

| Part No. | Description |
|-----------|---|
| 20937-120 | 120 VAC 3 m (10 ft) input power cord with L5-30 plug |
| 20937-240 | 240 VAC 3 m (10 ft) input power cord with L6-30 plug |
| 20937-220 | 240 VAC 3 m (10 ft) input power cord with 3P+E+N plug |

Output power cords

| Part No. | Description |
|----------|---|
| 20936-01 | 120/240 VAC 1,5 m (5 ft) output power cord with L15-30 receptacle |

Calibration Services & Plans for ACR® Hot Bonders

Calibration Service

| Part No. | Description |
|----------|---|
| ACR3CAL5 | Calibration service for ACR®3 single zone hot bonder. Recommended to be done annually |
| ACR3CALD | Calibration service for ACR®3 dual zone hot bonder. Recommended to be done annually |

3-Year Calibration Plan

| Part No. | Description |
|-------------|--|
| ACR3CAL53-2 | 3-year calibration plan for ACR®3 single zone hot bonder |
| ACR3CALD3-2 | 3-year calibration plan for ACR®3 dual zone hot bonder |

EASY WAYS TO ORDER

1. Contact your local distributor. Check BriskHeat.com to locate a local distributor.
2. Call BriskHeat® at 800-848-7673 or 614-294-3376. We have a staff of application specialists to solve your unique needs.
3. Order online at BriskHeat.com - 24/7.

PAYMENT TERMS

Credit Card Options



Net 30 Option

Net 30 Terms are available to qualified companies. Please contact your Account Manager for additional details.

TABLETOP COMPOSITE CURING CONTROLLER

Features & Benefits

- Provides basic temperature control for composite curing applications
- Portable, lightweight, and self-contained
- Eight-segment ramp/soak control
- Dual display shows set-point and actual temperature
- High amperage capability: up to 30 amp

Specifications

Maximum Temperature Control: 204°C (400°F)

Temperature Control: Automatic tuning of PID parameters

Temperature Display Units: °C or °F

Accuracy: ±1 least significant digit

Alarms: Visual and audible alarms; 14 programmable alarm types

Input Voltage: 100-130 VAC, 200-240 VAC, 50-60 Hz

Maximum Amp Load: 30 amps

Sensor Input: Accepts standard and mini Type-J thermocouple connectors

Sensor Break Protection: Included

Security: Program security lock levels

Power Cord: 1.8 m (6 ft) long with bare wire leads. See page 207 for plug choices (sold separately)



Ordering Information

TT Tabletop Controller Kit

| Part No. | Description |
|-----------|-------------------------------------|
| TT30D-S16 | Tabletop Temperature Controller Kit |

TT Tabletop Controller Kit includes...

- One TT Tabletop Controller unit
- One 6 m (20 ft) Type-J Thermocouple
- One 3 m (10 ft) Heater Output Cord



Accessories

| Part No. | Description |
|----------|---|
| 20950 | Venturi pump. Converts shop/compressed air to vacuum. Requires shop/compressed air. |
| 49758-35 | Vacuum gage |
| 20938 | 3 m (10 ft) vacuum hose |
| 20931 | Vacuum bag feed-through |
| 49909-01 | 6 m (20 ft) Type-J Thermocouple |



Add Vacuum Capabilities with
Optional Venturi Pump


Deluxe Packages With Heating Blankets

| Part No. | Description |
|------------------|--|
| TT30D-S16-120KIT | TT30D-S16 with 120 V Heating Blankets <ul style="list-style-type: none"> - One 254 mm x 254 mm (10 in x 10 in) SR heating blanket - One 305 mm x 305 mm (12 in x 12 in) SR heating blanket |
| TT30D-S16-240KIT | TT30D-S16 with 240 V Heating Blankets <ul style="list-style-type: none"> - One 254 mm x 254 mm (10 in x 10 in) SR heating blanket - One 305 mm x 305 mm (12 in x 12 in) SR heating blanket |
| TT30D-S16-VACKIT | TT30D-S16 with Vacuum Kit <ul style="list-style-type: none"> - One Venturi pump - One 3 m (10 ft) vacuum hose - One vacuum feed-through |

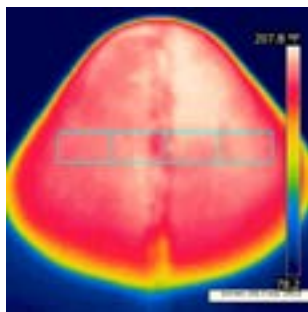
COMPOSITE CURING HEATING BLANKETS

Features & Benefits

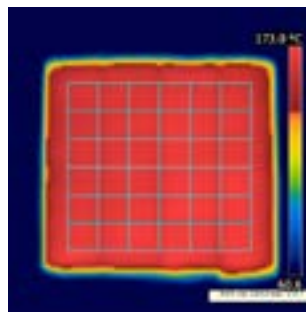
- ▶ Highly flexible with bend radii as small as 6 mm (0,25 in) — perfect for leading and trailing edge curing applications
- ▶ Extremely durable — eliminates the hassle and cost of replacing failed curing blankets
- ▶ Uniform temperatures for nearly any shape and size — up to 1,2 m x 3,3 m (4 ft x 11 ft)
- ▶ Three-dimensional molded heaters available to provide perfect fit on objects like radomes
- ▶ Heaters available with built-in vacuum seal eliminating need to vacuum bag
- ▶ High temperature options — up to 593 °C (1100 °F)
- ▶ Boeing approved heaters available



Extremely flexible and durable silicone rubber heating blankets
See page 203



Provides uniform, even heat across surface



High-temperature heaters available for up to 593 °C (1100 °F)
See page 206

Mold Heating - Hot Debulk Solutions



Portable and Energy Efficient No Oven Required!

- BriskHeat Cloth Insulated Heaters drape directly over the mold creating its own efficient oven
- Eliminates the extensive costs, inefficiency, and energy consumption of ovens
- Ideal for mold preheating and hot debulk

Custom Sizes and Designs Available: Contact BriskHeat® or your local distributor for more information.

SILICONE RUBBER COMPOSITE CURING HEATING BLANKETS

Features & Benefits

- ▶ Most durable and flexible composite curing heating blankets
- ▶ Flexible to 6 mm (0,25 in) radii
- ▶ Quick, efficient heat up to 232 °C (450 °F)
- ▶ Sizes up to 1,2 m x 3,3 m (4 ft x 11 ft)
- ▶ Moisture, chemical, and radiation resistant
- ▶ Boeing approved blankets available upon request
- ▶ Compatible with ACR® hot bonders and your current equipment— wide variety of power plug choices
- ▶ Flexibility makes it suitable for leading and trailing edge applications
- ▶ Durability eliminates the hassle and cost of replacing failed curing blankets
- ▶ Can be used on horizontal and vertical surfaces and on sharp radii surfaces without removing the damaged section
- ▶ Uniform, even heat throughout surface being heated
- ▶ Heater provides smooth surface against repair — no imprints on repaired surface left behind



3
YEAR
WARRANTY



Specifications

Flexibility: up to 6 mm (0,25 in) radii

Maximum Exposure Temperature: 232 °C (450 °F)

Power Density: 0,78 watts/cm² (5 watts/in²). Other power densities available upon request.

Heater Construction: Heating element laminated between two layers of silicone rubber, 66-mil thick

Silicone Rubber Density: 2237 grams/m² (66 oz/yd²)

Dielectric Strength: Over 2000 volts

Strain Relief: Built through entire edge of blanket for increased durability

Power Cord: 1,8 m (6 ft) long with choice of power plug. See page 207 for choices

IP Rating: IP54




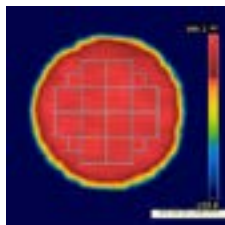
SILICONE RUBBER COMPOSITE CURING HEATING BLANKETS

Ordering Information

Part Number Matrix

| Part Number Matrix | SR | 5 | 120 | 06X12 | C |
|--|----|---|-----|-------|---|
| Product Series: _____ | | | | | |
| Watt Density: _____ 5-(5 watts/in ²) | | | | | |
| Voltage: _____ 120-(120VAC), 240 (240VAC) | | | | | |
| Dimensions: _____ Rectangular, 06X12-(6 in x 12 in) Round, 12D-(12 in diameter) | | | | | |
| Power Plug: _____ See page 207 for choices | | | | | |

Contact us about Boeing Approved heaters and custom options



Custom designs and temperature uniformity testing available upon request

- Cutouts
- Unique shapes and sizes
- Holes
- Lead exit locations
- Notches
- Built-in thermocouples
- Uniformity testing

Standard Sizes and Wattage

Rectangular

| Width mm (in) | Length mm (in) | Total Watts |
|---------------|----------------|-------------|
| 152 (6) | 152 (6) | 180 |
| 152 (6) | 305 (12) | 360 |
| 152 (6) | 610 (24) | 720 |
| 203 (8) | 203 (8) | 320 |
| 254 (10) | 254 (10) | 500 |
| 305 (12) | 305 (12) | 720 |
| 305 (12) | 610 (24) | 1440 |
| 406 (16) | 406 (16) | 1280 |
| 457 (18) | 457 (18) | 1620 |
| 610 (24) | 610 (24) | 2880 |

Round

| Diameter mm (in) | Total Watts |
|------------------|-------------|
| 152 (6) | 140 |
| 203 (8) | 250 |
| 254 (10) | 395 |
| 305 (12) | 565 |
| 356 (14) | 770 |
| 406 (16) | 1005 |



Large sizes up to 1,2 m x 3,3 m (4 ft x 11 ft)

IMPORTANT: Temperature controller is required for this product. BriskHeat recommends the ACR® 3 or MiniPro™ Hot Bonder. See options starting on page 194.



SILICONE RUBBER COMPOSITE CURING HEATING BLANKETS WITH VACUUM SEAL

Features & Benefits

- ▶ Both a heater and a reusable vacuum bag
- ▶ Quick, efficient heat up to 232 °C (450 °F)
- ▶ Moisture, chemical, and radiation resistant
- ▶ Compatible with ACR® hot bonders and your current equipment— wide variety of power plug choice
- ▶ Saves time and money — Vacuum ports built into blanket eliminate the need for vacuum bagging materials and vacuum bagging step
- ▶ Optional blanket seal around edge of heater eliminates need for tacky/sealant tape

Specifications

Flexibility: With blanket seal: 76 mm (3 in) radii; Without blanket seal: 6 mm (0,25 in) radii

Maximum Exposure Temperature: 232 °C (450 °F)

Power Density: 0,78 watts/cm² (5 watts/in²). Other power densities available upon request

Heater Construction: Heating element laminated between two layers of silicone rubber, 66-mil thick

Silicone Rubber Density: 2237 grams/m² (66 oz/yd²)

Dielectric Strength: Over 2000 volts

Power Cord: 1,8 m (6 ft) long with choice of power plug.

See page 207 for choices

IP Rating: IP54



Ordering Information

| Part Number Matrix | SRV | 5 | 120 | 12X12 | S | C |
|--|-----|---|-----|-------|---|---|
| Product Series: _____ | | | | | | |
| Watt Density: _____ 5-(5 watts/in ²) | | | | | | |
| Voltage: _____ 120-(120 VAC), 240-(240 VAC) | | | | | | |
| Heated Area Dimensions: _____ Rectangular, 12 x 12-(12 in x 12 in)/Round, 12D-(12 in diameter) | | | | | | |
| Blanket Seal: _____ S-(with Seal), Blank-(N Seal) | | | | | | |
| Power Plug: _____ See page 207 for choices | | | | | | |



2
YEAR
WARRANTY

Standard Sizes and Wattage

Rectangular

| Heated Area | | Blanket Size | | Total Watts |
|---------------|----------------|---------------|----------------|-------------|
| Width mm (in) | Length mm (in) | Width mm (in) | Length mm (in) | |
| 152 (6) | 152 (6) | 229 (9) | 305 (12) | 180 |
| 152 (6) | 305 (12) | 229 (9) | 457 (18) | 360 |
| 152 (6) | 610 (24) | 229 (9) | 762 (30) | 720 |
| 203 (8) | 203 (8) | 279 (11) | 356 (14) | 320 |
| 254 (10) | 254 (10) | 330 (13) | 406 (16) | 500 |
| 305 (12) | 305 (12) | 381 (15) | 457 (18) | 720 |
| 305 (12) | 610 (24) | 381 (15) | 762 (30) | 1440 |
| 406 (16) | 406 (16) | 483 (19) | 559 (22) | 1280 |
| 457 (18) | 457 (18) | 533 (21) | 610 (24) | 1620 |
| 610 (24) | 610 (24) | 686 (27) | 762 (30) | 2880 |

Round

| Heated Area Diameter mm (in) | Blanket Size Diameter mm (in) | Total Watts |
|------------------------------|-------------------------------|-------------|
| 152 (6) | 305 (12) | 140 |
| 203 (8) | 356 (14) | 250 |
| 254 (10) | 406 (16) | 395 |
| 305 (12) | 457 (18) | 565 |
| 406 (16) | 559 (22) | 1005 |
| 508 (20) | 660 (26) | 1570 |
| 610 (24) | 762 (30) | 2270 |

IMPORTANT: Temperature controller is required for this product. BriskHeat recommends the ACR® 3 or MiniPro™ Hot Bonder. See options starting on page 194.

RADOME COMPOSITE CURING HEATING BLANKETS

Features & Benefits

- Ideal for wet layup and prepreg composite repairs of radomes
- Perfect three-dimensional fit around your radome
- Excellent heat uniformity
- Easy to vacuum bag
- Moisture, chemical, and radiation resistant
- Compatible with ACR® hot bonders and your current equipment— wide variety of power plug choices

Specifications

Voltage: 240 VAC

Maximum Exposure Temperature: 232°C (450°F)

Power Density: 0,78 watts/cm² (5 watts/in²). Other power densities available upon request.

Heater Construction: Multi-stranded heating element is uniformly placed to maximum heat distribution.

Dielectric Strength: Over 2000 volts



Power Cord: 1,8 m (6 ft) long with a standard ACR®3 or MiniPRO™ Hot Bonder compatible plug (NEMA L15-30). Other plugs and bare wire available upon request. See page 207 for options.



Ordering Information

| Part No. | Aircraft | Number of Zones | Total Watts |
|-------------------|-------------------------------|-----------------|------------------------------|
| BHC162012C | Boeing 707, 727, 737 | 2 | Zone 1: 1750 Zone 2: 1795 |
| BHC162013 | Boeing 747 | 1 | Zone 1: 3380 |
| BHC162007 | Boeing 757 | 2 | Zone 1: 1515 Zone 2: 1515 |
| BHC162009C | Boeing 767 | 2 | Zone 1: 1630 Zone 2: 1744 |
| BHC162011 | Boeing 777 | N/A | N/A |
| BHC162014 | Airbus A300, A310, A330 | 2 | Zone 1: 1513 Zone 2: 1638 |
| BHC162010C | Airbus A318, A319, A320, A321 | 2 | Zone 1: 1630 Zone 2: 1744 |

We can design a heater specifically for your application and aircraft: Other sizes, shapes, watt-densities, power plugs, built-in thermocouples, and more options are available. Part numbers ending with "C" include a NEMA L15-30 plug.



Provides uniform, even heat throughout surface



IMPORTANT: Temperature controller is required for this product. BriskHeat recommends the ACR® 3 or MiniPro™ Hot Bonder. See options starting on page 194.

HIGH-TEMPERATURE COMPOSITE CURING HEATING BLANKETS

Features & Benefits

- Designed for use with the newer high temperature thermoplastic and polyimide composite materials
- Flexible up to a 25 mm (1 in) radius
- Compatible with ACR® hot bonders and your current equipment— wide variety of power plug choices

Specifications

Maximum Exposure Temperature:

- FGH series: 427°C (800°F)
- SXH series: 593°C (1100°F)

Power Density:

- FGH series: 1,1 watts/cm² (7 watts/in²)
- SXH series: 2,0 watts/cm² (13 watts/in²)

Heater Construction: Heating element and a 25 mm (1 in) layer of high-density fiberglass is covered in an abrasion resistant fiberglass cloth (FGH) or Samox® cloth (SXH series)

Dielectric Strength: Over 2000 volts

Power Cord: 18 m (6 ft) long with choice of power plug. See page 207 for choices



**Temperatures
Up to
593°C (1100°F)**

Custom Sizes and Designs Available: Contact BriskHeat® or your local distributor for more information.

Standard Sizes and Wattage

FGH series

| Width mm (in) | Length mm (in) | Total Watts |
|---------------|----------------|-------------|
| 152 (6) | 152 (6) | 255 |
| 152 (6) | 305 (12) | 504 |
| 152 (6) | 610 (24) | 1008 |
| 203 (8) | 203 (8) | 448 |
| 254 (10) | 254 (10) | 700 |
| 305 (12) | 305 (12) | 1008 |
| 305 (12) | 610 (24) | 2016 |
| 406 (16) | 406 (16) | 1792 |
| 457 (18) | 457 (18) | 2268 |
| 610 (24) | 610 (24) | 4032* |

SXH series

| Width mm (in) | Length mm (in) | Total Watts |
|---------------|----------------|-------------|
| 152 (6) | 152 (6) | 468 |
| 152 (6) | 305 (12) | 936 |
| 152 (6) | 610 (24) | 1872 |
| 203 (8) | 203 (8) | 832 |
| 254 (10) | 254 (10) | 1300 |
| 305 (12) | 305 (12) | 1872 |
| 305 (12) | 610 (24) | 3744* |
| 406 (16) | 406 (16) | 3328 |
| 457 (18) | 457 (18) | 4212* |

* Not available in 120 VAC due to high amperage requirements



Ordering Information

Part Number Matrix

Product Series

FGH-(800°F), SXH-(1100°F)

Dimensions, 06X12-(6 in x 12 in)

Voltage, 1-(120 VAC), 2-(240 VAC)

Power Plug

See page 207 for choices

| | | | |
|-----|-------|---|---|
| FGH | 06X12 | 1 | C |
|-----|-------|---|---|

IMPORTANT: Temperature controller is required for this product. BriskHeat recommends the ACR® 3 or MiniPro™ Hot Bonder. See options starting on page 194.



PLUGS FOR COMPOSITE CURING HEATING BLANKETS

| Description | Image | Compatible with | NEMA | Voltage | Amps | Ground | Approval | Plug Part Number | Heater Plug Part Number Suffix |
|--|---|--|--------|---------|------|--------|--|------------------|--------------------------------|
| Bare Wires |  | | N/A | N/A | N/A | N/A | | N/A | A |
| Twist Lock 3 Pole 3 Wire Delta |  | BriskHeat® ACR®6000 and 9000 Hot Bonders | L10-30 | 125/250 | 30A | No |  | 10108 | B |
| Twist Lock 3 Pole 4 Wire |  | BriskHeat® ACR®3, ACR® MiniPRO™, ACR-II Hot Bonders, and TT series controllers | L15-30 | 125/250 | 30A | Yes |   | 11270 | C |
| Straight Blade 2 Pole 3 Wire |  | HEATCON® Hot Bonders (120VAC models with straight blade plug receptacle) | 5-15 | 125 | 15A | Yes |   | 10113 | D |
| Straight Blade 2 Pole 3 Wire |  | HEATCON® Hot Bonders (240VAC models with straight blade plug receptacle) | 6-15 | 250 | 15A | Yes |   | 10478 | E |
| Twist Lock 2 Pole 3 Wire |  | HEATCON® Hot Bonders (120VAC models with twist lock plug receptacle) | L5-30 | 125 | 30A | Yes |   | 40712 | F |
| Twist Lock 2 Pole 3 Wire |  | HEATCON® Hot Bonders (240VAC models with twist lock plug receptacle) | L6-30 | 250 | 30A | Yes |   | 10814 | G |
| 3 Pole CPC (Circular Plastic Connector) |  | WichiTech Hot Bonders | N/A | 250 | 30A | Yes | | 20937-01 | H |
| 4 Position EX rated |  | HEATCON® Flightline Hot Bonders | N/A | 600 | 40A | Yes |  | 11008-03 | I |
| 7 Position CPC |  | BriskHeat® ACR®3, ACR® MiniPRO™, ACR-II Hot Bonders, and TT series controllers | N/A | 600 | 30A | Yes |   | 20971M | K |
| Powercon NAC3FCB |  | GMI Aero ANITA EZ Hot Bonders | N/A | 250 | 20A | Yes |  VDE SEV | 41329-03 | L |
| Harting 5-Position |  | BriskHeat® ACR®3 (CE version) | N/A | 600 | 40A | Yes |   | 20978-33M | M |

All brand names, models, and trademarks listed are property of their owners and are used here only to identify compatibility of the product.

See page 180 for additional plugs and receptacles.

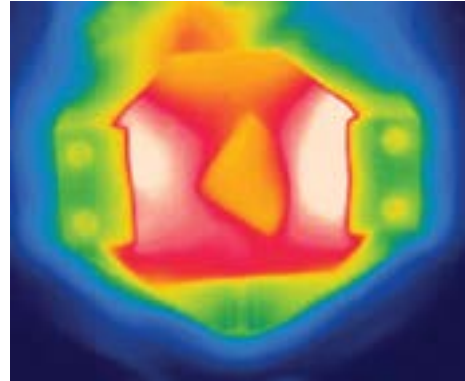
AIRCRAFT NON-DESTRUCTIVE TESTING (NDT) KITS

Features & Benefits

- ▶ All-in-one, portable kit for performing moisture intrusion testing on elevators and other aircraft components
- ▶ Dual 110/220 volt design — no transformer required
- ▶ Simple-to-operate pre-programmed touchscreen temperature controller
- ▶ Heating blankets are designed for the shape of your aircraft
- ▶ Plug-and-play — single plug-and-play connector from heater to the controller contains all power and sensor wiring
- ▶ Includes six, 229 mm (9 in) non-slip holding clamps
- ▶ Meets Method B in Airbus Non-Destructive Elevator Test Manual 55-20-07, 55-20-08, 55-20-11
 - A300-600
 - A320
 - A330/340
 - Your aircraft not listed? We can develop a solution for you.
- ▶ Portable and easy to transport — Controller and storage cases include handles and wheels
- ▶ Testing data easily saved to USB drive (included)
- ▶ Controller can either control one individual heater or two in tandem
- ▶ Rugged — Kit is enclosed in extra durable, high-impact hard cases. Heating blankets have strain relief built through the entire edge of the heater for increased durability



WARRANTY



Thermographic Camera Image



Easy-to-Use Full-Color Touch Screen Control



Airbus A320 Kit Shown

AIRCRAFT NON-DESTRUCTIVE TESTING (NDT) KITS

Specifications

Temperature Controller

Input Voltage: 100-240 VAC

Temperature Control: Preset locked ramp/soak (slope) temperature control. Provides automatic and independent temperature control per heater

Temperature Readings: Simultaneous reading of both heating blanket thermocouples

Accuracy: $\pm 1^{\circ}\text{C}$ ($\pm 1,8^{\circ}\text{F}$)

Alarms: Visual or audible alarms for end of cycle, ground fault, temperature limits, and thermocouple failure

Shut-down Cycle: Auto shut-down of heater power at end of cycle

Differential Ground Fault (Earth Leakage) Breakers: Included

Dwell Countdown Timer: 13-minute

Test Cycle Timer: Independent 10-minute test cycle timer, manually triggered

Maximum Process Temperature Protection: Cycle will not start if process temperature is above 60°C (140°F)

High Temperature Process Shutdown and Alarm Temperature: 90°C (194°F)

Post Cure Data Transfer: Through USB port — USB flash drive included

Ordering Information

Temperature Controller

| Part No. | Description |
|---------------|--|
| NDTCONTROLLER | Temperature Controller (Kit B in Airbus NDT Manual 55-20-07, 55-20-08, 55-20-11) |

Heating Blankets:

| Part No. | Description |
|---------------------|--|
| 300BLANKETKIT | Airbus A300 Elevator Heating Blanket Kit (Kit A) |
| 320BLANKETKIT | Airbus A320 Elevator Heating Blanket Kit (Kit A) |
| 340BLANKETKIT | Airbus A340 Elevator Heating Blanket Kit (Kit A) |
| Different Aircraft? | Contact us for a solution. |

Need help getting a Thermographic camera? Contact us for assistance.



NDT Temperature Controller

Heating Blankets

Voltage: Dual voltage heaters; 110 or 220 volt

Power Density: 1400 watts/m² (0,9 watts/in²)

Heating Element: Durable, parallel-wired

Temperature Sensors: Includes two J-type thermocouples built into each blanket (1 primary, 1 spare)

Power and Sensor Connection: All power and sensor wires in a single connector (plug-and-play)



All storage cases have handles and wheels for easy travel



Compact Storage Cases Fits Easily Within Luggage Compartments

HOT AIR GUN CURING SYSTEM

Features & Benefits

- ▶ Ideal for small spot cures such as click studs — 25 to 51 mm (1 to 2 in) diameter cure area
- ▶ Includes hot air gun and temperature control
- ▶ Portable, lightweight, and self-contained
- ▶ Eight-segment ramp/soak control
- ▶ High-limit temperature protection

Specifications

Hot Air Gun

Temperature Setpoint: Factory set to 177°C (350°F)*

Wattage: 1500

Airflow: 0,4 cmm (14 cfm)

Over Temperature Protection: Includes high-limit Type-J thermocouple mounted in air stream

Temperature Controller

Temperature Control: Automatic tuning of PID parameters

Temperature Display: Dual display shows set-point and actual temperature (programmable to either °C or °F)

Accuracy: ±1 least significant digit

Alarms: Visual and audible alarms; 14 programmable alarm types

Input Voltage: 100-130 VAC, 50-60 Hz

Maximum Amp Load: 30 amps

Sensor Input: Two Type-J thermocouple sensor inputs — one is for control and the other is for high-limit protection

Sensor Break Protection: Included

Security: Program security lock levels

Power Cord: 1,8 m (6 ft) long with 3-prong grounded plug (NEMA 5-15P)



Ordering Information

| Part No. | Description |
|---------------------|---|
| BRISKAIRSP-1 | Hot Air Gun Curing System: Includes - One Hot Air Gun - One TTQSD-S16 Temperature Controller (with two sensor inputs) - One 6 m (20 ft) Type J Thermocouple - One 3 m (10 ft) Hot Gun Heater Output Cord - One Hot Air Gun Stand - One Storage/Carrying Case |

*Other temperatures available upon request

VACUUM CURING/DEBULKING TABLE

Features & Benefits

- ▶ Heat and vacuum in one easy step for debulking and curing composite parts
- ▶ Single setup greatly reduces overall time and cost associated with traditional debulking and autoclave curing
- ▶ Reusable vacuum bag with an 800% elongation factor
- ▶ Curing temperatures up to 204°C (400°F)
- ▶ Individual zone controls
- ▶ Wide variety of configurations available to meet your application



VT10000 Series



VT8000 Series with top heat



VT4000 Series



VT4000 Series with top heat

Custom sizes and watt densities available.

VACUUM CURING/DEBULKING TABLE

Specifications

General

Maximum Continuous Operating Temperature: 204°C (400°F)

Temperature Control Type: Programmable, PID autotuning, multiple ramp/soak steps

Temperature Control Display: Dual display shows set-point and actual process temperature

Temperature Display Units: °C or °F

Heating Element: Multi-stranded resistance wire heating tapes layed out evenly underneath aluminum surface for optimal temperature uniformity

Heater Break Protection: Included

Alarms: Type-J thermocouple with audible high temperature alarm and loop break alarm

Security: Program security lock levels

Table Surface Material: T6061 Aluminum

Table Surface Thickness: 13 mm (0,5 in)

Table Structure: 635 mm (2,5 in) steel box tubing

Lid: Dual ball screw actuators for positive lid movement

Safety Interlocked Push Buttons: Ensures both hands are on the operating console while the lid is in motion

Casters: Polyurethane, (6) swivel, ends are locking type

Sound Level: Less than 65 db CFM of db

Power

Voltage: Choice of 3-phase 208, 240, 380, or 480 VAC

Frequency: 50-60 Hz

Fuse Protection: Included

Vacuum

Vacuum Pump: 2-stage electric oil-less rocker piston vacuum pump

Vacuum Gauge: Dry, dual scale, 0- 30 inHg / 0-100 kPa / 0-1 bars, 635 mm (2,5 in) diameter

Vacuum Bag: High tear strength, reversion resistant silicone rubber reusable vacuum bag, clear, 25 shore A hardness, 800% elongation, 700 PSI tensile

Vacuum Seal: Silicone rubber delta seal

Maximum Vacuum Pressure: 711 mmHg (28,8 inHg)



VT10000 Series with top heat



Easy-to-Use Operator Interface



Vacuum Pump

VACUUM CURING/DEBULKING TABLE

Specifications (continued)

Physical Dimensions and Weights

| Size | VT4000 | VT8000 | VT10000 |
|------------------|-------------------------------|--------------------------------|--------------------------------|
| Width | 1,9 m (77 in) | 3,6 m (143 in) | 3,8 m (150 in) |
| Depth | 1,8 m (72 in) | 1,8 m (72 in) | 2,1 m (84 in) |
| Height (closed) | 1,1 m (45 in) | 1,1 m (45 in) | 1,1 m (45 in) |
| Height (open) | 3,0 m (118 in) | 3,0 m (118 in) | 3,0 m (118 in) |
| Top Surface Area | 1,5 m x 1,7 m (60 in x 66 in) | 1,5 m x 3,4 m (60 in x 132 in) | 1,8 m x 3,7 m (72 in x 144 in) |
| Useable Area | 1,3 m x 1,4 m (52 in x 56 in) | 1,3 m x 3,1 m (52 in x 124 in) | 1,7 m x 3,5 m (66 in x 138 in) |
| Vacuum Ports | 1 | 4 | 6 |
| Weight | 544 kg (1200 lbs) | 907 kg (2000 lbs) | 1633 kg (3600 lbs) |

Amperage Requirements

| 3-Phase Voltage @ 3.0 W/in ² | | | | |
|---|-----|-----|-----|-----|
| Table Size | 240 | 208 | 480 | 380 |
| VT4000 | 50 | 55 | 30 | 35 |
| VT8000 | 85 | 95 | 50 | 55 |
| VT10000 | 110 | 120 | 60 | 70 |

Ordering Information

Vacuum Debulking/Curing Table

Size:

4000 = 60 in x 66 in (1,5 m x 1,7 m) total
 8000 = 60 in x 132 in (1,5 m x 3,4 m) total
 10000 = 72 in x 144 in (1,8 m x 3,7 m) total

Voltage:

A = 240 VAC 3-phase
 B = 208 VAC 3-phase
 C = 480 VAC 3-phase
 D = 380 VAC 3-phase

Wattage:

Wattage (standard): 30 (3,0 W/in²)

Table Options:

A- Table without lid, includes pump
 B- Table with lid and pump
 E- Table with lid, pump and data logger
 F- Table with lid but no pump (connection only)
 G- Table as "B" with dual power inputs

No. Zones (on Table):

1 - Single Zone (VT4000)
 2 - Two Zones (VT8000 and VT10000)

Top Option:

- TH - Adds Top Heat Blanket
 - I - Adds Top Insulating Blanket

VT 10000 - A 30 B 2 -TH



VT4000 Series

Custom Sizes and Designs Available: Contact BriskHeat® or your local distributor for more information.

VACUUM BAGGING MATERIALS

Vacuum Bagging Film

Cut-to-order — Ideal for composite curing applications

Width: 1372 mm (54 in) wide per linear foot

Maximum Recommended Use Temperature: 177°C (350°F)

Melting Point: 204°C (400°F)

Material: Nylon


Color: Clear

Thickness: 0,05 mm (0,002 in)

Tensile Strength: 7,000 psi

Density: 1,13 g/cm³ (0,04 lb/in³)

Part Number: ACR-BAG-001



High-Performance Release Film

Cut-to-order fluoropolymer release film

Width: 1219 mm (48 in) wide per linear foot

Maximum Recommended Use Temperature: 260°C (500°F)

Base Polymer: Non-perforated E-TFE

Color: Transparent blue

Thickness: 0,025 mm (0,001 in)

Elongation at Break: 350%

Tensile Strength: 7,000 psi

Density: 1,73 g/cm³ (0,06 lb/in³)

Part Number: ACR-FLM-001



Breather Cloth

Cut-to-order non-woven polyester breather/bleeder cloth

Width: 1524 mm (60 in) wide per linear yard

Maximum Recommended Use Temperature: 204°C (400°F)

Nominal Weight: 135 g/m² (4 oz/yd²)

Color: White

Part Number: ACR-BCT-001



Vacuum Bag Sealant Tape

Roll Size: 13 mm wide x 7,6 m long (0,5 in wide x 25 ft long)


Maximum Recommended Use Temperature: 204°C (400°F)

Base Material: Synthetic rubber

Thickness: 3 mm (0,125 in)

Color: Yellow

Part Number: ACR-SLT-001



MICA, CARTRIDGE, & IMMERSION **HEATERS**



BriskHeat

MICA HEATERS

Features & Benefits

- ▶ High-temperature galvanized sheath provides oxidation resistance and extreme durability
- ▶ Premium grade mica insulation offers excellent electrical isolation and corrosion resistance
- ▶ Stainless steel band barrel clamps maintain clamping pressure at elevated temperatures
- ▶ Nickel/chromium resistance wire is evenly wound for uniform heat distribution and reliable accuracy
- ▶ Low-profile designs are approximately 3 mm (1/8 in) thick
- ▶ High-watt density up to 6 W/cm² (40 W/in²) for high-performance heating
- ▶ Operating temperature 482 °C (900 °F) standard, or 649 °C (1200 °F) with stainless steel sheath



Strip Heater Specifications

Length: 63,5 mm (2,5") to 1219 mm (48")

Width: 19 mm (0,75") minimum

Voltage: Up to 480 VAC, dual 120/240 or 240/480, single or 3-phase

NEW!



Standard Band Heater Specifications

Diameter: 35-305 mm (1,5–12 in)*

Width: 25-305 mm (1–12 in)*

Voltage: Up to 480 VAC, Dual 120/240 or 240/480; single or 3-phase

Maximum Wattage: Determined by heater size and application temperature

Standard Construction: One-piece with post terminals and straps



Customize Your Mica Heater*

Power Density: Up to 8,0 W/cm² (52 W/in²)

Sheath Material: Galvanized steel or stainless steel

Clamping Options: Weld-on barrel nut, heavy duty barrel nut, spring-loaded barrel nut, full strap, wedge, flange

Lead Wire Options: 454 °C (850 °F) Duraflex® (std), Teflon™, silicone

Lead Wire Protection: Stainless steel braid or flexible conduit, spring guard, right-angle cap, strain relief

Terminal Options: Ground post, ceramic terminal cover, button terminals, terminal box

Other Options: Europlug, temperature sensor, two-piece design, hinged custom holes and slots

*Not all options are available in all sizes

+Consult BriskHeat for maximum dimensions



MICA BAND & NOZZLE HEATERS

Watt Density Guidelines

| Heater ID | Heater Application Temperature | | | | | | |
|---------------------|--------------------------------|--------------------|--------------------|--------------------|--------------------|--------------------|--------------------|
| | 93 °C (200 °F) | 149 °C (300 °F) | 204 °C (400 °F) | 260 °C (500 °F) | 316 °C (600 °F) | 371 °C (700 °F) | 427 °C (800 °F) |
| 38-76 mm (1.5-3 in) | 52 | 51 | 50 | 46 | 41 | 37 | 29 |
| 76-254 mm (3-10 in) | 47 | 46 | 45 | 42 | 38 | 33 | 25 |
| > 254 mm (> 10 in) | 41 | 40 | 39 | 36 | 31 | 27 | 20 |

Post Terminals



Both sides of gap
(standard)



Vertical



Horizontal

Terminal Box



Euro Plug



Internal Thermocouple



Lead Wires



Both sides of gap



One side of gap



180° from gap



Straight out of the side



With stainless
steel spring



Right angle out of cap


Clamping



Strap



Welded-on barrel nut



Flange



Spring-loaded



Wedge

Standard Nozzle Heater Specifications

Diameter: 25-76 mm (1-3 in)

Width: 25-152 mm (1-6 in)

Voltage: Up to 480 VAC

Maximum Wattage: Determined by heater size and application temperature

Standard Construction: 254 mm (10 in) hi-temp leads and clamping straps (stainless steel braid and wedge clamps available)



More than 140 Band and Nozzle Heaters available!

Ordering Information

Band Heaters (Straps and Split Post Terminals)

| Barrel Diameter mm (in) | Width mm (in) | Volts | Watts | Part No. |
|-------------------------|---------------|-------|-------|------------|
| 90 (3,5) | 25 (1) | 120 | 300 | BA035-010A |
| 90 (3,5) | 25 (1) | 240 | 300 | BA035-010B |
| 90 (3,5) | 38 (1,5) | 240 | 500 | BA035-015C |
| 90 (3,5) | 51 (2) | 120 | 500 | BA035-020B |
| 90 (3,5) | 51 (2) | 240 | 500 | BA035-020C |
| 90 (3,5) | 64 (2,5) | 240 | 750 | BA035-025A |
| 95 (3,75) | 25 (1) | 240 | 350 | BA037-010A |
| 95 (3,75) | 38 (1,5) | 240 | 700 | BA037-015A |
| 95 (3,75) | 64 (2,5) | 240 | 850 | BA037-025A |
| 102 (4) | 25 (1) | 240 | 625 | BA040-010B |
| 102 (4) | 38 (1,5) | 240 | 550 | BA040-015H |
| 102 (4) | 38 (1,5) | 240 | 750 | BA040-015J |
| 102 (4) | 51 (2) | 240 | 600 | BA040-020D |
| 102 (4) | 51 (2) | 240 | 800 | BA040-020E |
| 102 (4) | 64 (2,5) | 240 | 1000 | BA040-025B |
| 102 (4) | 102 (4) | 240 | 1250 | BA040-040A |
| 114 (4,5) | 25 (1) | 240 | 350 | BA045-010A |
| 114 (4,5) | 38 (1,5) | 240 | 650 | BA045-015G |
| 114 (4,5) | 51 (2) | 240 | 500 | BA045-020C |
| 114 (4,5) | 64 (2,5) | 240 | 1000 | BA045-025A |
| 121 (4,75) | 38 (1,5) | 240 | 600 | BA047-015A |
| 121 (4,75) | 38 (1,5) | 480 | 600 | BA047-015B |
| 122 (4,81) | 51 (2) | 240 | 760 | BA048-020A |
| 122 (4,81) | 51 (2) | 480 | 760 | BA048-020B |
| 127 (5) | 38 (1,5) | 240 | 750 | BA050-015E |
| 127 (5) | 51 (2) | 240 | 800 | BA050-020A |
| 127 (5) | 76 (3) | 240 | 1200 | BA050-030D |
| 127 (5) | 83 (3,25) | 240 | 1250 | BA050-032A |
| 133 (5,25) | 25 (1) | 240 | 500 | BA052-010A |
| 133 (5,25) | 38 (1,5) | 240 | 600 | BA052-015B |
| 133 (5,25) | 38 (1,5) | 240 | 1000 | BA052-015C |
| 140 (5,5) | 38 (1,5) | 240 | 800 | BA055-015E |
| 140 (5,5) | 51 (2) | 240 | 1000 | BA055-020A |
| 146 (5,75) | 38 (1,5) | 240 | 600 | BA057-015A |
| 152 (6) | 38 (1,5) | 240 | 850 | BA060-015E |
| 152 (6) | 38 (1,5) | 240 | 600 | BA060-015F |
| 152 (6) | 38 (1,5) | 240 | 900 | BA060-015G |
| 152 (6) | 51 (2) | 240 | 1000 | BA060-020A |
| 152 (6) | 76 (3) | 240 | 1400 | BA060-030A |
| 159 (6,25) | 76 (3) | 240 | 1500 | BA062-030A |
| 165 (6,5) | 38 (1,5) | 240 | 950 | BA065-015B |
| 165 (6,5) | 51 (2) | 240 | 1000 | BA065-020D |
| 171 (6,75) | 38 (1,5) | 240 | 750 | BA067-015C |
| 171 (6,75) | 51 (2) | 240 | 1300 | BA067-020A |
| 178 (7) | 38 (1,5) | 240 | 950 | BA070-015B |
| 178 (7) | 38 (1,5) | 240 | 1100 | BA070-015C |
| 184 (7,25) | 51 (2) | 240 | 900 | BA072-020A |
| 191 (7,5) | 38 (1,5) | 240 | 1200 | BA075-015B |
| 191 (7,5) | 76 (3) | 240 | 1800 | BA075-030B |

| Barrel Diameter mm (in) | Width mm (in) | Volts | Watts | Part No. |
|-------------------------|---------------|-------|-------|------------|
| 197 (7,75) | 38 (1,5) | 240 | 1000 | BA077-015A |
| 197 (7,75) | 76 (3) | 240 | 2000 | BA077-030A |
| 203 (8) | 38 (1,5) | 240 | 950 | BA080-015A |
| 203 (8) | 38 (1,5) | 240 | 1200 | BA080-015B |
| 203 (8) | 51 (2) | 240 | 1500 | BA080-020A |
| 203 (8) | 76 (3) | 240 | 2250 | BA080-030A |
| 210 (8,25) | 51 (2) | 240 | 1500 | BA082-020B |
| 216 (8,5) | 38 (1,5) | 240 | 1200 | BA085-015A |
| 216 (8,5) | 51 (2) | 240 | 1600 | BA085-020A |
| 229 (9) | 38 (1,5) | 240 | 1300 | BA090-015B |
| 229 (9) | 51 (2) | 240 | 1800 | BA090-020A |
| 241 (9,5) | 76 (3) | 240 | 2000 | BA095-030A |
| 248 (9,75) | 51 (2) | 240 | 2000 | BA097-020A |
| 254 (10) | 38 (1,5) | 240 | 1400 | BA100-015A |
| 280 (11) | 38 (1,5) | 240 | 1600 | BA110-015B |
| 280 (11) | 51 (2) | 240 | 1200 | BA110-020A |
| 279 (11) | 51 (2) | 240 | 2000 | BA110-020B |
| 292 (11,5) | 38 (1,5) | 240 | 1650 | BA115-015A |
| 305 (12) | 51 (2) | 240 | 2300 | BA120-020A |

Nozzle Heaters

| Barrel Diameter mm (in) | Width mm (in) | Volts | Watts | Part No. |
|-------------------------|---------------|-------|-------|---------------|
| 25 (1) | 25 (1) | 120 | 100 | NZ1010-10100 |
| 25 (1) | 25 (1) | 120 | 125 | NZ1010-10125 |
| 25 (1) | 25 (1) | 120 | 125 | NZ1010-10125B |
| 25 (1) | 25 (1) | 240 | 100 | NZ1010-20100 |
| 25 (1) | 25 (1) | 240 | 125 | NZ1010-20125 |
| 25 (1) | 25 (1) | 240 | 125 | NZ1010-20125B |
| 25 (1) | 38 (1,5) | 120 | 150 | NZ1015-10150 |
| 25 (1) | 38 (1,5) | 240 | 150 | NZ1015-20150 |
| 25 (1) | 51 (2) | 120 | 200 | NZ1020-10200 |
| 25 (1) | 51 (2) | 240 | 200 | NZ1020-20200 |
| 25 (1) | 76 (3) | 120 | 300 | NZ1030-10300 |
| 25 (1) | 76 (3) | 240 | 300 | NZ1030-20300 |
| 25 (1) | 102 (4) | 120 | 400 | NZ1040-10400 |
| 25 (1) | 102 (4) | 240 | 400 | NZ1040-20400 |
| 38 (1,5) | 25 (1) | 120 | 150 | NZ1510-10150 |
| 38 (1,5) | 25 (1) | 240 | 150 | NZ1510-20150 |
| 38 (1,5) | 38 (1,5) | 120 | 250 | NZ1515-10250 |
| 38 (1,5) | 38 (1,5) | 120 | 275 | NZ1515-10275 |
| 38 (1,5) | 38 (1,5) | 120 | 275 | NZ1515-10275B |
| 38 (1,5) | 38 (1,5) | 120 | 300 | NZ1515-10300 |
| 38 (1,5) | 38 (1,5) | 120 | 300 | NZ1515-10300B |
| 38 (1,5) | 38 (1,5) | 240 | 250 | NZ1515-20250 |
| 38 (1,5) | 38 (1,5) | 240 | 275 | NZ1515-20275 |
| 38 (1,5) | 38 (1,5) | 240 | 275 | NZ1515-20275B |
| 38 (1,5) | 38 (1,5) | 240 | 300 | NZ1515-20300 |
| 38 (1,5) | 38 (1,5) | 240 | 300 | NZ1515-20300B |

| Barrel Diameter mm (in) | Width mm (in) | Volts | Watts | Part No. |
|-------------------------|---------------|-------|-------|---------------|
| 38 (1,5) | 51 (2) | 120 | 300 | NZ1520-10300 |
| 38 (1,5) | 51 (2) | 240 | 300 | NZ1520-20300 |
| 38 (1,5) | 64 (2,5) | 120 | 400 | NZ1525-10400 |
| 38 (1,5) | 64 (2,5) | 240 | 400 | NZ1525-20400 |
| 38 (1,5) | 76 (3) | 120 | 450 | NZ1530-10450 |
| 38 (1,5) | 76 (3) | 120 | 450 | NZ1530-10450B |
| 38 (1,5) | 76 (3) | 240 | 450 | NZ1530-20450 |
| 38 (1,5) | 76 (3) | 240 | 450 | NZ1530-20450B |
| 38 (1,5) | 102 (4) | 120 | 550 | NZ1540-10550 |
| 38 (1,5) | 102 (4) | 240 | 550 | NZ1540-20550 |
| 38 (1,5) | 127 (5) | 120 | 700 | NZ1550-10700 |
| 38 (1,5) | 127 (5) | 240 | 700 | NZ1550-20700 |
| 38 (1,5) | 152 (6) | 120 | 900 | NZ1560-10900 |
| 38 (1,5) | 152 (6) | 240 | 900 | NZ1560-20900 |
| 44 (1,75) | 38 (1,5) | 120 | 300 | NZ1715-10300 |
| 44 (1,75) | 38 (1,5) | 240 | 300 | NZ1715-20300 |
| 44 (1,75) | 51 (2) | 120 | 350 | NZ1720-10350 |
| 44 (1,75) | 51 (2) | 240 | 350 | NZ1720-20350 |
| 44 (1,75) | 76 (3) | 120 | 500 | NZ1730-10500 |
| 44 (1,75) | 76 (3) | 240 | 500 | NZ1730-20500 |
| 51 (2) | 25 (1) | 120 | 200 | NZ2010-10200 |
| 51 (2) | 25 (1) | 240 | 200 | NZ2010-20200 |
| 51 (2) | 38 (1,5) | 120 | 300 | NZ2015-10300 |
| 51 (2) | 38 (1,5) | 240 | 300 | NZ2015-20300 |
| 51 (2) | 51 (2) | 120 | 400 | NZ2020-10400 |
| 51 (2) | 51 (2) | 240 | 400 | NZ2020-20400 |
| 51 (2) | 64 (2,5) | 120 | 500 | NZ2025-10500 |
| 51 (2) | 64 (2,5) | 240 | 500 | NZ2025-20500 |
| 51 (2) | 76 (3) | 120 | 600 | NZ2030-10600 |
| 51 (2) | 76 (3) | 240 | 600 | NZ2030-20600 |
| 64 (2,5) | 25 (1) | 120 | 300 | NZ2510-10300 |
| 64 (2,5) | 25 (1) | 240 | 300 | NZ2510-20300 |
| 64 (2,5) | 38 (1,5) | 120 | 350 | NZ2515-10350 |
| 64 (2,5) | 38 (1,5) | 240 | 350 | NZ2515-20350 |
| 64 (2,5) | 51 (2) | 120 | 500 | NZ2520-10500 |
| 64 (2,5) | 51 (2) | 240 | 500 | NZ2520-20500 |
| 64 (2,5) | 76 (3) | 120 | 700 | NZ2530-10700 |
| 64 (2,5) | 76 (3) | 240 | 700 | NZ2530-20700 |
| 76 (3) | 25 (1) | 120 | 300 | NZ3010-10300 |
| 76 (3) | 25 (1) | 240 | 300 | NZ3010-20300 |
| 76 (3) | 38 (1,5) | 120 | 400 | NZ3015-10400 |
| 76 (3) | 38 (1,5) | 240 | 400 | NZ3015-20400 |
| 76 (3) | 51 (2) | 120 | 600 | NZ3020-10600 |
| 76 (3) | 51 (2) | 240 | 600 | NZ3020-20600 |
| 76 (3) | 76 (3) | 120 | 1000 | NZ3030-11000 |
| 76 (3) | 76 (3) | 240 | 1000 | NZ3030-21000 |

Parts ending with "B" include stainless steel braid for lead protection.

CERAMIC STRIP HEATERS

Features & Benefits

- ▶ High-temperature, contamination resistant stainless steel sheath
- ▶ Operating temperatures up to 649°C (1200°F)
- ▶ Chromium resistance wire within ceramic core
- ▶ Magnesium oxide filled sheath for maximum heat transfer
- ▶ High-watt density of 75 watts per linear inch
- ▶ Includes standard mounting slots

Specifications

Voltage: 120 or 240 VAC, custom options up to 480 VAC

Power Density: 75 watts per linear inch for one side

Maximum Amperage: 20 with terminals; 12 with leads

Wattage Tolerance: +5%/-10%

Width: 38 mm (1-1/2 in)

Thickness: 10 mm (3/8 in) standard; 8 mm (5/16 in) custom option

Length: 1829 mm (72 in) maximum

Power Connections: 10-24 weld stud posts

Mounting Tabs: 5/16 in x 1/2 in; center to center = OAL-19 mm (3/4 in)

Customize Your Ceramic Strip Heater

Voltage: Up to 480 VAC; dual voltage, 3-phase

Wattage: Distributed wattage; 120 watts per linear inch for 2-sided heating

Lead Wires: 14-18 gauge fiberglass with optional stainless steel braid or flexible conduit protection

Other Options: Without mounting tabs, built-in thermocouple, terminal box or ceramic covers for protection, additional holes or cutouts

Note: Heater must be mounted on a flat surface with heated section flush against the surface. Heat-conductive putty (HCP1) can be used to fill small gaps. A temperature controller is required.



SN3



SN4



SN1



SB1

CERAMIC STRIP HEATERS**Heater Styles**

| Termination | Description |
|-------------|--|
| SN1 | Terminals parallel to width |
| SN2 | Terminals parallel to length |
| SN3 | One terminal each end |
| SN4 | Terminals offset one end |
| SL1 | Split leads one end |
| SB1 | Leads one end with braid |
| SL4 | Split leads one end-top |
| SB4 | Leads one end on top with braid |
| SC4 | Leads one end on top with flex conduit |

Heater with Tabs*

| Termination | Unheated Left End | Unheated Right End | Heated = OAL - |
|-------------|-------------------|--------------------|----------------|
| SN1 | 2-3/8 in | 1-1/4 in | 3-5/8 in |
| SN2 | 3-1/8 in | 1-1/4 in | 4-3/8 in |
| SN3 | 2-3/8 in | 2-3/8 in | 4-3/4 in |
| SN4 | 3-1/8 in | 1-1/4 in | 4-3/8 in |
| SL1 | - | - | - |
| SB1 | - | - | - |
| SL4 | 2-3/8 in | 1-1/4 in | 3-5/8 in |
| SB4 | 2-3/8 in | 1-1/4 in | 3-5/8 in |
| SC4 | 2-3/8 in | 1-1/4 in | 3-5/8 in |

Heater without Tabs*

| Termination | Unheated Left End | Unheated Right End | Heated = OAL - |
|-------------|-------------------|--------------------|----------------|
| SN1 | 1-1/2 in | 1/4 in | 1-3/4 in |
| SN2 | 2-1/4 in | 1/4 in | 2-1/2 in |
| SN3 | 1-1/2 in | 1-1/2 in | 3 in |
| SN4 | 2-1/4 in | 1/4 in | 2-1/2 in |
| SL1 | - | - | - |
| SB1 | - | - | - |
| SL4 | 3/4 in | 1/4 in | 1 in |
| SB4 | 3/4 in | 1/4 in | 1 in |
| SC4 | 3/4 in | 1/4 in | 1 in |

*Leads or Terminals on left end.

Ordering Information

| Part No. | Length mm (in) | Volts | Watts | Termination |
|-------------------|----------------|-------|-------|-------------|
| CST37-060E | 152 (6) | 120 | 150 | SN1 |
| CST37-060F | 152 (6) | 240 | 150 | SN1 |
| CST37-075A | 191 (7,5) | 120 | 150 | SN4 |
| CST37-075B | 191 (7,5) | 240 | 200 | SN4 |
| CST37-080C | 203 (8) | 120 | 150 | SN4 |
| CST37-080D | 203 (8) | 240 | 150 | SN4 |
| CST37-080E | 203 (8) | 120 | 250 | SN4 |
| CST37-080F | 203 (8) | 240 | 250 | SN4 |
| CST37-080G | 203 (8) | 120 | 150 | SN3 |
| CST37-105E | 267 (10,5) | 120 | 250 | SN4 |
| CST37-105F | 267 (10,5) | 240 | 250 | SN4 |
| CST37-105G | 267 (10,5) | 120 | 400 | SN4 |
| CST37-105H | 267 (10,5) | 240 | 400 | SN4 |
| CST37-120H | 305 (12) | 120 | 350 | SN4 |
| CST37-120J | 305 (12) | 240 | 350 | SN4 |
| CST37-120K | 305 (12) | 120 | 500 | SN4 |
| CST37-120L | 305 (12) | 240 | 500 | SN4 |
| CST37-120M | 305 (12) | 240 | 250 | SN3 |
| CST37-120N | 305 (12) | 240 | 500 | SN3 |
| CST37-140J | 356 (14) | 120 | 300 | SN4 |
| CST37-140K | 356 (14) | 240 | 300 | SN4 |
| CST37-140L | 356 (14) | 120 | 500 | SN4 |
| CST37-140M | 356 (14) | 240 | 500 | SN4 |
| CST37-152A | 387 (15,25) | 240 | 500 | SN4 |
| CST37-178C | 454 (17,87) | 120 | 375 | SN4 |
| CST37-178D | 454 (17,87) | 120 | 500 | SN4 |
| CST37-178E | 454 (17,87) | 240 | 500 | SN4 |
| CST37-178F | 454 (17,87) | 120 | 750 | SN4 |

Ordering Information (Continued)

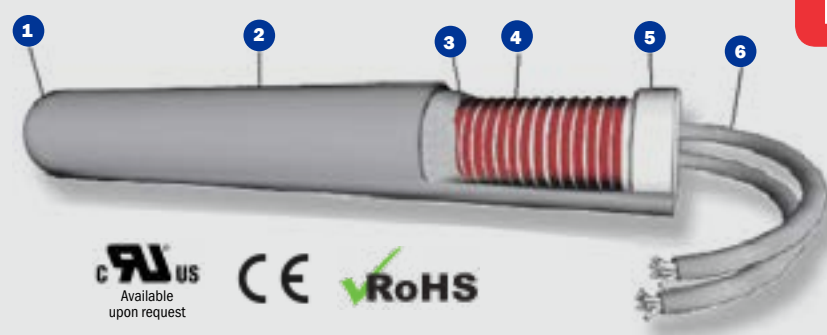
| Part No. | Length mm (in) | Volts | Watts | Termination |
|-------------------|----------------|-------|-------|-------------|
| CST37-178G | 454 (17,87) | 240 | 750 | SN4 |
| CST37-195A | 495 (19,5) | 240 | 500 | SN4 |
| CST37-195B | 495 (19,5) | 240 | 750 | SN4 |
| CST37-210A | 533 (21) | 240 | 500 | SN4 |
| CST37-210B | 533 (21) | 240 | 750 | SN4 |
| CST37-237B | 603 (23,75) | 120 | 500 | SN4 |
| CST37-237C | 603 (23,75) | 240 | 500 | SN4 |
| CST37-237D | 603 (23,75) | 240 | 750 | SN4 |
| CST37-237E | 603 (23,75) | 120 | 1000 | SN4 |
| CST37-237F | 603 (23,75) | 240 | 1000 | SN4 |
| CST37-237G | 603 (23,75) | 240 | 750 | SN3 |
| CST37-255C | 648 (25,5) | 120 | 500 | SN4 |
| CST37-255D | 648 (25,5) | 240 | 500 | SN4 |
| CST37-255F | 648 (25,5) | 240 | 750 | SN4 |
| CST37-255G | 648 (25,5) | 240 | 1000 | SN4 |
| CST37-267D | 679 (26,75) | 240 | 700 | SN4 |
| CST37-267F | 679 (26,75) | 240 | 1000 | SN4 |
| CST37-305D | 775 (30,5) | 240 | 750 | SN4 |
| CST37-305F | 775 (30,5) | 240 | 750 | SN3 |
| CST37-335C | 851 (33,5) | 240 | 750 | SN4 |
| CST37-358B | 911 (35,87) | 240 | 1000 | SN4 |
| CST37-358C | 911 (35,87) | 240 | 1500 | SN4 |
| CST37-358D | 911 (35,87) | 240 | 1000 | SN3 |
| CST37-385D | 978 (38,5) | 240 | 1500 | SN4 |
| CST37-425C | 1080 (42,5) | 240 | 1500 | SN4 |
| CST37-478A | 1216 (47,87) | 240 | 2250 | SN4 |

CARTRIDGE HEATERS

BriskHeat Swaged Cartridge Heaters are the premier choice for the most demanding applications. They feature very high-watt densities for rapid heat-up. Durability and superior heat transfer are accomplished with specially designed cores which use a magnesium oxide fill material, nickel chromium resistance wire, high-temperature corrosion resistant sheath materials, and a refined swaging process. Our hole clearance design guide allows for maximum heat transfer and energy efficiency in localized areas. These heaters can be used in applications up to 871 °C (1600 °F).

Choose from over 14,000 standard cartridge heater configurations or let us design a unique heater for your special application.

Standard Construction



- | | |
|---|---|
| <p>1 TIG-welded end disc – To prevent contamination and moisture absorption.</p> <p>2 304 stainless steel sheath – For oxidation resistance in a wide variety of environments.</p> <p>3 High-purity magnesium oxide fill – For maximum dielectric strength and thermal conductivity. Highly compacted for maximum heat transfer.</p> | <p>4 Nickel-chromium resistance wire – Evenly wound for even heat distribution and maximum heater life.</p> <p>5 High-impact ceramic cap – Reduces contamination and is suitable for high vibration applications. Deep holes in cap prevent fraying of leads when bent.</p> <p>6 High-temperature lead wires – Maximum exposure up to 550°C (1022 °F).</p> |
|---|---|

Customize Your Cartridge Heater

Voltage: Up to 480 VAC, Dual 120/240 or 240/480; Single or 3-phase

Power Density: Up to 46,5 W/cm² (300 W/in²)

Sheath Material: 304 SS, 316 SS, incoloy

End-Piece Seals: Ceramic, lava, mica

Lead Termination: Swaged-in, crimped-on, straight pin (posts)

Lead Wire Options: Duraflex®, Teflon™, silicone, SJO cord

Potting: Cement, epoxy, RTV, epoxy over RTV

Lead Protection: Braid, flexible conduit, convoluted hose, sleeving, right angles, strain relief

Fittings: Brass or SS single NPT, brass or SS double NPT, flange, mechanical stop

Special Construction: Grounded, spring guards, distributive wattage, internal thermocouple, bent



Fiberglass Leads



SS Braid



Right-Angle SS Braid



Right-Angle SS Conduit



Brass NPT Fitting



Flange



Square Heater

Contact briskheat today for available stock or custom quote.

CARTRIDGE HEATERS

Features & Benefits

- ▶ Choice of sheath materials for high-temperature or corrosive applications
- ▶ High-watt density provides rapid heat-up
- ▶ Distributed wattage puts more power where needed
- ▶ Available with integrated thermocouple
- ▶ Diameters with custom lengths
- ▶ Over 14,000 standard configurations in stock
- ▶ Metric sizes (mm): 6, 6.5, 8, 10, 12, 12.5, 13, 14, 16, 17, 19, 20, 25

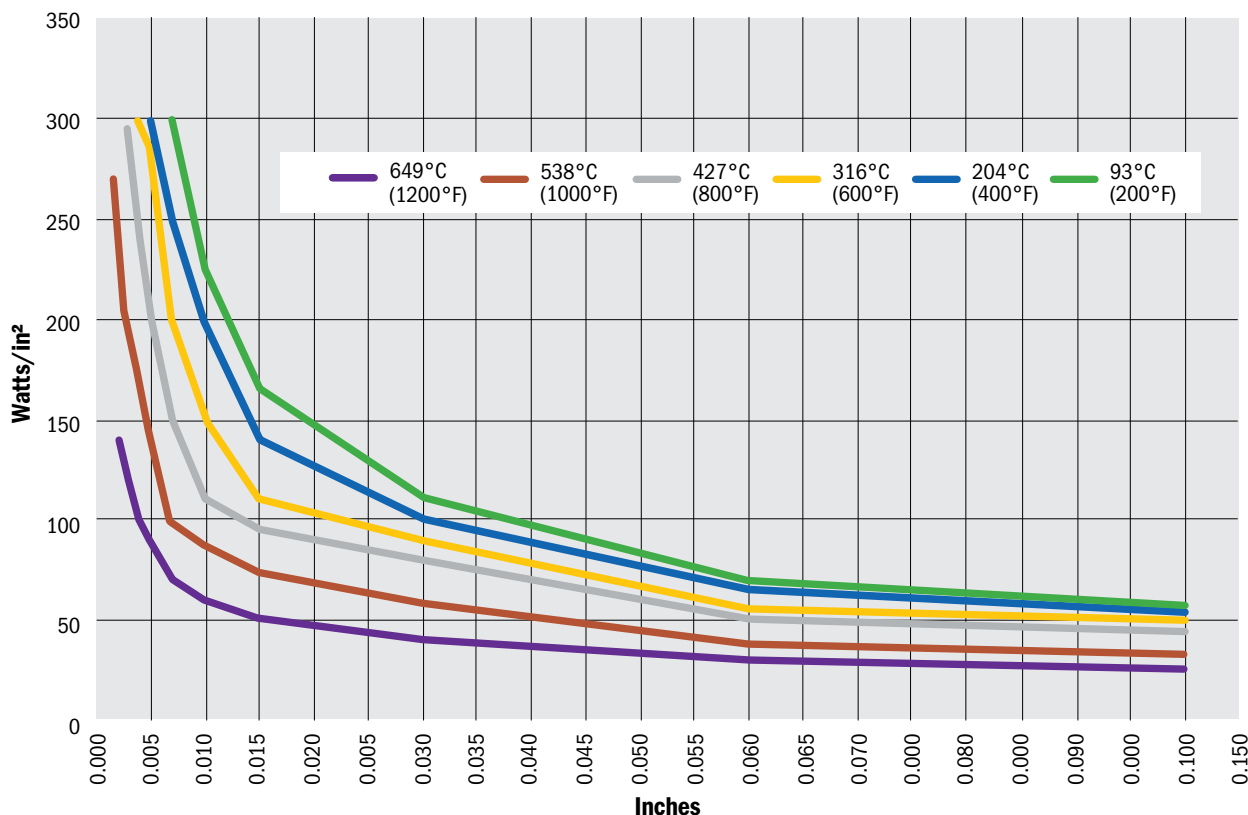
Ideal for

- Injection molding
- Package sealers
- Glue/adhesive melting
- Medical equipment
- 3D printers
- Mass spectrometry
- Compressors
- Platen/die heating
- Food services
- Life sciences
- Semiconductor manufacturing

Standard Specifications

| Nominal Diameter | Minimum Diameter mm (in) | Maximum Diameter mm (in) | Std. Lead Wire Gauge | Max Amps w/ Std. Leads | Max Lead Wire Gauge | Maximum Amps | Maximum Volts |
|------------------|--------------------------|--------------------------|----------------------|------------------------|---------------------|--------------|---------------|
| 1/8 in | 3,02 (0,119) | 3,05 (0,124) | 24 | 3,6 | 24 | 3,6 | 240 |
| 1/4 in | 6,20 (0,224) | 6,32 (0,249) | 24 | 6 | 22 | 9 | 300 |
| 6,5 mm | 6,35 (0,250) | 6,48 (0,255) | 24 | 6 | 22 | 9 | 300 |
| 5/16 in | 7,77 (0,306) | 7,90 (0,311) | 24 | 6 | 22 | 9 | 300 |
| 8 mm | 7,85 (0,309) | 7,98 (0,314) | 24 | 6 | 22 | 9 | 300 |
| 3/8 in | 9,37 (0,369) | 9,50 (0,374) | 22 | 9 | 18 | 15 | 480 |
| 10 mm | 9,86 (0,388) | 9,98 (0,398) | 22 | 9 | 18 | 15 | 480 |
| 12 mm | 11,84 (0,466) | 11,96 (0,471) | 22 | 9 | 18 | 15 | 480 |
| 12,5 mm | 12,34 (0,486) | 12,47 (0,491) | 22 | 9 | 18 | 15 | 480 |
| 1/2 in | 12,55 (0,494) | 12,67 (0,499) | 22 | 9 | 18 | 15 | 480 |
| 13 mm | 12,85 (0,506) | 12,98 (0,511) | 22 | 9 | 18 | 15 | 480 |
| 17/32 in | 13,34 (0,525) | 13,46 (0,530) | 22 | 9 | 18 | 15 | 480 |
| 14 mm | 13,84 (0,545) | 13,97 (0,550) | 18 | 15 | 14 | 26 | 480 |
| 5/8 in | 15,72 (0,619) | 15,85 (0,624) | 18 | 15 | 14 | 26 | 480 |
| 16 mm | 15,85 (0,624) | 15,98 (0,629) | 18 | 15 | 14 | 26 | 480 |
| 17mm | 16,84 (0,663) | 16,97 (0,668) | 18 | 15 | 14 | 26 | 480 |
| 11/16 in | 17,32 (0,682) | 17,45 (0,687) | 18 | 15 | 14 | 26 | 480 |
| 19 mm | 18,85 (0,742) | 18,97 (0,747) | 18 | 15 | 14 | 26 | 480 |
| 3/4 in | 18,90 (0,744) | 19,02 (0,749) | 18 | 15 | 14 | 26 | 480 |
| 25 mm | 24,84 (0,978) | 24,97 (0,983) | 18 | 15 | 14 | 26 | 480 |
| 1 in | 25,25 (0,994) | 25,37 (0,999) | 18 | 15 | 14 | 26 | 480 |

Maximum Watt Density with Temperature and Total Hole Clearance (inches)



CARTRIDGE HEATERS

Ordering Information

Standard Construction: 10 in (254 mm) Duraflex® Leads, 304 SS sheath

1/4 in Diameter

| Heater Length mm (in) | Volts | Watts | Part No. |
|--------------------------|-------|-------|-----------|
| 25 (1,00) | 120 | 55 | HR25010H |
| 25 (1,00) | 120 | 100 | HR25010J |
| 25 (1,00) | 240 | 100 | HR25010K |
| 25 (1,00) | 120 | 150 | HR25010L |
| 32 (1,25) | 120 | 100 | HR25012F |
| 32 (1,25) | 120 | 150 | HR25012G |
| 32 (1,25) | 240 | 150 | HR25012H |
| 32 (1,25) | 120 | 75 | HR25012T |
| 38 (1,50) | 240 | 150 | HR25015AU |
| 38 (1,50) | 120 | 100 | HR25015K |
| 38 (1,50) | 120 | 150 | HR25015L |
| 38 (1,50) | 120 | 200 | HR25015M |
| 38 (1,50) | 240 | 200 | HR25015N |
| 50 (2,00) | 120 | 40 | HR25020AX |
| 50 (2,00) | 240 | 40 | HR25020AY |
| 50 (2,00) | 120 | 100 | HR25020N |
| 50 (2,00) | 120 | 150 | HR25020P |
| 50 (2,00) | 240 | 150 | HR25020Q |
| 50 (2,00) | 120 | 200 | HR25020R |
| 50 (2,00) | 240 | 200 | HR25020S |
| 50 (2,00) | 120 | 250 | HR25020T |
| 50 (2,00) | 240 | 250 | HR25020U |
| 64 (2,50) | 120 | 200 | HR25025E |
| 64 (2,50) | 240 | 200 | HR25025H |
| 76 (3,00) | 240 | 250 | HR25030AM |
| 76 (3,00) | 120 | 75 | HR25030AR |
| 76 (3,00) | 240 | 75 | HR25030AS |
| 76 (3,00) | 120 | 200 | HR25030H |
| 76 (3,00) | 240 | 200 | HR25030J |
| 76 (3,00) | 120 | 300 | HR25030K |
| 76 (3,00) | 240 | 300 | HR25030L |
| 102 (4,00) | 240 | 100 | HR25040AQ |
| 102 (4,00) | 240 | 375 | HR25040AR |
| 102 (4,00) | 120 | 100 | HR25040J |
| 102 (4,00) | 120 | 200 | HR25040K |
| 102 (4,00) | 240 | 200 | HR25040L |
| 102 (4,00) | 120 | 300 | HR25040M |
| 102 (4,00) | 240 | 300 | HR25040N |
| 127 (5,00) | 120 | 300 | HR25050AF |
| 127 (5,00) | 240 | 450 | HR25050AP |
| 127 (5,00) | 120 | 350 | HR25050P |
| 127 (5,00) | 240 | 350 | HR25050Q |
| 152 (6,00) | 120 | 150 | HR25060AC |
| 152 (6,00) | 240 | 150 | HR25060AD |
| 152 (6,00) | 120 | 400 | HR25060R |
| 152 (6,00) | 240 | 400 | HR25060S |

5/16 in Diameter

| Heater Length mm (in) | Volts | Watts | Part No. |
|--------------------------|-------|-------|----------|
| 50 (2,00) | 120 | 100 | HR31020E |
| 50 (2,00) | 240 | 100 | HR31020F |
| 50 (2,00) | 240 | 300 | HR31020G |
| 76 (3,00) | 120 | 300 | HR31030D |
| 76 (3,00) | 240 | 300 | HR31030E |
| 102 (4,00) | 120 | 300 | HR31040A |
| 102 (4,00) | 240 | 300 | HR31040B |
| 127 (5,00) | 120 | 300 | HR31050F |
| 127 (5,00) | 240 | 300 | HR31050G |

3/8 in Diameter

| Heater Length mm (in) | Volts | Watts | Part No. |
|--------------------------|-------|-------|-----------|
| 25 (1,00) | 240 | 100 | HR37010M |
| 32 (1,25) | 240 | 100 | HR37012J |
| 32 (1,25) | 120 | 100 | HR37012K |
| 32 (1,25) | 120 | 150 | HR37012L |
| 32 (1,25) | 240 | 150 | HR37012M |
| 38 (1,50) | 120 | 50 | HR37015L |
| 38 (1,50) | 240 | 100 | HR37015M |
| 38 (1,50) | 120 | 100 | HR37015N |
| 38 (1,50) | 120 | 150 | HR37015P |
| 38 (1,50) | 240 | 150 | HR37015Q |
| 38 (1,50) | 120 | 200 | HR37015R |
| 38 (1,50) | 240 | 200 | HR37015S |
| 38 (1,50) | 120 | 250 | HR37015X |
| 38 (1,50) | 240 | 250 | HR37015Y |
| 44 (1,75) | 240 | 100 | HR37017E |
| 44 (1,75) | 120 | 200 | HR37017F |
| 44 (1,75) | 240 | 200 | HR37017G |
| 50 (2,00) | 120 | 75 | HR37020BF |
| 50 (2,00) | 240 | 75 | HR37020BG |
| 50 (2,00) | 120 | 50 | HR37020L |
| 50 (2,00) | 120 | 150 | HR37020M |
| 50 (2,00) | 240 | 150 | HR37020N |
| 50 (2,00) | 120 | 250 | HR37020P |
| 50 (2,00) | 120 | 100 | HR37020Q |
| 50 (2,00) | 240 | 100 | HR37020R |
| 50 (2,00) | 120 | 200 | HR37020S |
| 50 (2,00) | 240 | 200 | HR37020T |
| 50 (2,00) | 240 | 250 | HR37020U |
| 50 (2,00) | 120 | 300 | HR37020V |
| 50 (2,00) | 240 | 300 | HR37020W |
| 57 (2,25) | 120 | 125 | HR37022E |
| 57 (2,25) | 120 | 175 | HR37022F |
| 57 (2,25) | 120 | 300 | HR37022G |
| 57 (2,25) | 240 | 300 | HR37022H |
| 64 (2,50) | 120 | 250 | HR37025J |
| 64 (2,50) | 240 | 250 | HR37025K |
| 64 (2,50) | 240 | 155 | HR37025Z |

3/8 in Diameter (continued)

| Heater Length mm (in) | Volts | Watts | Part No. |
|--------------------------|-------|-------|-----------|
| 25 (1,00) | 240 | 100 | HR37010M |
| 32 (1,25) | 240 | 100 | HR37012J |
| 32 (1,25) | 120 | 100 | HR37012K |
| 32 (1,25) | 120 | 150 | HR37012L |
| 32 (1,25) | 240 | 150 | HR37012M |
| 38 (1,50) | 120 | 50 | HR37015L |
| 38 (1,50) | 240 | 100 | HR37015M |
| 38 (1,50) | 120 | 100 | HR37015N |
| 38 (1,50) | 120 | 150 | HR37015P |
| 38 (1,50) | 240 | 150 | HR37015Q |
| 38 (1,50) | 120 | 200 | HR37015R |
| 38 (1,50) | 240 | 200 | HR37015S |
| 38 (1,50) | 120 | 250 | HR37015X |
| 38 (1,50) | 240 | 250 | HR37015Y |
| 44 (1,75) | 240 | 100 | HR37017E |
| 44 (1,75) | 120 | 200 | HR37017F |
| 44 (1,75) | 240 | 200 | HR37017G |
| 50 (2,00) | 120 | 75 | HR37020BF |
| 50 (2,00) | 240 | 75 | HR37020BG |
| 50 (2,00) | 120 | 50 | HR37020L |
| 50 (2,00) | 120 | 150 | HR37020M |
| 50 (2,00) | 240 | 150 | HR37020N |
| 50 (2,00) | 120 | 250 | HR37020P |
| 50 (2,00) | 120 | 100 | HR37020Q |
| 50 (2,00) | 240 | 100 | HR37020R |
| 50 (2,00) | 120 | 200 | HR37020S |
| 50 (2,00) | 240 | 200 | HR37020T |
| 50 (2,00) | 240 | 250 | HR37020U |
| 50 (2,00) | 120 | 300 | HR37020V |
| 50 (2,00) | 240 | 300 | HR37020W |
| 57 (2,25) | 120 | 125 | HR37022E |
| 57 (2,25) | 120 | 175 | HR37022F |
| 57 (2,25) | 120 | 300 | HR37022G |
| 57 (2,25) | 240 | 300 | HR37022H |
| 64 (2,50) | 120 | 250 | HR37025J |
| 64 (2,50) | 240 | 250 | HR37025K |
| 64 (2,50) | 240 | 155 | HR37025Z |
| 76 (3,00) | 240 | 250 | HR37030AA |
| 76 (3,00) | 120 | 300 | HR37030AB |
| 76 (3,00) | 240 | 300 | HR37030AC |
| 76 (3,00) | 120 | 400 | HR37030AD |
| 76 (3,00) | 240 | 400 | HR37030AE |
| 76 (3,00) | 120 | 200 | HR37030AF |
| 76 (3,00) | 240 | 500 | HR37030AG |
| 76 (3,00) | 120 | 150 | HR37030AV |
| 76 (3,00) | 240 | 350 | HR37030BM |
| 76 (3,00) | 120 | 100 | HR37030U |
| 76 (3,00) | 240 | 100 | HR37030V |
| 76 (3,00) | 120 | 500 | HR37030W |
| 76 (3,00) | 240 | 200 | HR37030Y |

3/8 in Diameter (continued)

| Heater Length mm (in) | Volts | Watts | Part No. |
|-----------------------|-------|-------|-----------|
| 76 (3,00) | 120 | 250 | HR37030Z |
| 89 (3,50) | 120 | 300 | HR37035F |
| 89 (3,50) | 240 | 300 | HR37035G |
| 89 (3,50) | 240 | 500 | HR37035T |
| 102 (4,00) | 240 | 250 | HR37040AA |
| 102 (4,00) | 120 | 300 | HR37040AB |
| 102 (4,00) | 240 | 300 | HR37040AC |
| 102 (4,00) | 120 | 400 | HR37040AD |
| 102 (4,00) | 240 | 400 | HR37040AE |
| 102 (4,00) | 240 | 500 | HR37040AF |
| 102 (4,00) | 240 | 350 | HR37040BH |
| 102 (4,00) | 240 | 600 | HR37040BJ |
| 102 (4,00) | 240 | 150 | HR37040W |
| 102 (4,00) | 120 | 500 | HR37040X |
| 102 (4,00) | 120 | 150 | HR37040Y |
| 102 (4,00) | 120 | 250 | HR37040Z |
| 114 (4,50) | 120 | 300 | HR37045E |
| 114 (4,50) | 240 | 300 | HR37045F |
| 114 (4,50) | 240 | 500 | HR37045G |
| 127 (5,00) | 240 | 750 | HR37050AA |
| 127 (5,00) | 240 | 1000 | HR37050AB |
| 127 (5,00) | 240 | 400 | HR37050BB |
| 127 (5,00) | 120 | 185 | HR37050BN |
| 127 (5,00) | 240 | 185 | HR37050BP |
| 127 (5,00) | 240 | 550 | HR37050BQ |
| 127 (5,00) | 120 | 300 | HR37050U |
| 127 (5,00) | 120 | 150 | HR37050V |
| 127 (5,00) | 240 | 150 | HR37050W |
| 127 (5,00) | 240 | 300 | HR37050X |
| 127 (5,00) | 120 | 500 | HR37050Y |
| 127 (5,00) | 240 | 500 | HR37050Z |
| 127 (5,50) | 240 | 300 | HR37055J |
| 152 (6,00) | 240 | 500 | HR37060AA |
| 152 (6,00) | 240 | 750 | HR37060AB |
| 152 (6,00) | 240 | 400 | HR37060AQ |
| 152 (6,00) | 120 | 400 | HR37060AR |
| 152 (6,00) | 120 | 225 | HR37060BL |
| 152 (6,00) | 240 | 225 | HR37060BM |
| 152 (6,00) | 120 | 250 | HR37060R |
| 152 (6,00) | 240 | 250 | HR37060S |
| 152 (6,00) | 120 | 600 | HR37060T |
| 152 (6,00) | 240 | 600 | HR37060U |
| 152 (6,00) | 120 | 500 | HR37060Z |
| 152 (7,00) | 240 | 1000 | HR37070G |
| 152 (7,00) | 240 | 300 | HR37070R |
| 203 (8,00) | 240 | 600 | HR37080AA |
| 203 (8,00) | 240 | 1000 | HR37080AB |
| 203 (8,00) | 120 | 300 | HR37080AP |
| 203 (8,00) | 240 | 300 | HR37080Y |
| 203 (8,00) | 120 | 600 | HR37080Z |
| 229 (9,00) | 240 | 1000 | HR37090F |
| 254 (10,00) | 120 | 600 | HR37100H |
| 254 (10,00) | 240 | 600 | HR37100J |
| 254 (10,00) | 240 | 1000 | HR37100K |
| 304 (12,00) | 240 | 750 | HR37120L |
| 304 (12,00) | 240 | 1000 | HR37120M |

0.39 in Diameter

| Heater Length mm (in) | Volts | Watts | Part No. |
|-----------------------|-------|-------|----------|
| 50 (1,97) | 240 | 250 | HR39019A |
| 80 (3,15) | 240 | 300 | HR39031B |
| 100 (3,94) | 120 | 350 | HR39039F |
| 100 (3,94) | 240 | 350 | HR39039G |
| 100 (3,94) | 240 | 500 | HR39039H |
| 120 (4,72) | 240 | 500 | HR39047C |
| 150 (5,91) | 240 | 500 | HR39059C |
| 175 (6,89) | 240 | 175 | HR39068B |
| 200 (7,87) | 240 | 350 | HR39078A |
| 200 (7,87) | 240 | 750 | HR39078B |

1/2 in Diameter

| Heater Length mm (in) | Volts | Watts | Part No. |
|-----------------------|-------|-------|-----------|
| 25 (1,00) | 120 | 50 | HR50010C |
| 32 (1,25) | 120 | 125 | HR50012F |
| 32 (1,25) | 240 | 125 | HR50012G |
| 32 (1,25) | 240 | 150 | HR50012H |
| 38 (1,50) | 120 | 200 | HR50015D |
| 38 (1,50) | 240 | 200 | HR50015E |
| 50 (2,00) | 240 | 75 | HR50020AA |
| 50 (2,00) | 240 | 250 | HR50020AB |
| 50 (2,00) | 120 | 200 | HR50020G |
| 50 (2,00) | 240 | 200 | HR50020H |
| 50 (2,00) | 240 | 300 | HR50020J |
| 50 (2,00) | 120 | 300 | HR50020K |
| 50 (2,00) | 120 | 400 | HR50020U |
| 50 (2,00) | 240 | 400 | HR50020V |
| 50 (2,00) | 120 | 75 | HR50020Z |
| 57 (2,25) | 120 | 250 | HR50022C |
| 57 (2,25) | 240 | 250 | HR50022D |
| 64 (2,50) | 240 | 500 | HR50025AA |
| 64 (2,50) | 120 | 300 | HR50025L |
| 64 (2,50) | 240 | 300 | HR50025M |
| 64 (2,50) | 120 | 400 | HR50025N |
| 64 (2,50) | 240 | 400 | HR50025P |
| 76 (3,00) | 120 | 250 | HR50030AE |
| 76 (3,00) | 120 | 150 | HR50030AP |
| 76 (3,00) | 240 | 150 | HR50030AQ |
| 76 (3,00) | 240 | 250 | HR50030R |
| 76 (3,00) | 120 | 300 | HR50030S |
| 76 (3,00) | 240 | 300 | HR50030T |
| 76 (3,00) | 120 | 400 | HR50030U |
| 76 (3,00) | 240 | 400 | HR50030V |
| 76 (3,00) | 240 | 500 | HR50030W |
| 89 (3,50) | 120 | 500 | HR50035E |
| 89 (3,50) | 240 | 500 | HR50035F |
| 102 (4,00) | 240 | 250 | HR50040AA |
| 102 (4,00) | 120 | 300 | HR50040AB |
| 102 (4,00) | 240 | 350 | HR50040AS |
| 102 (4,00) | 120 | 180 | HR50040AX |
| 102 (4,00) | 240 | 180 | HR50040AY |
| 203 (8,00) | 240 | 750 | HR50080W |
| 203 (8,00) | 120 | 1000 | HR50080X |
| 203 (8,00) | 240 | 500 | HR50080Y |
| 203 (8,00) | 240 | 1000 | HR50080Z |
| 229 (9,00) | 240 | 500 | HR50090G |
| 229 (9,00) | 240 | 1000 | HR50090H |
| 254 (10,00) | 120 | 500 | HR50100K |
| 254 (10,00) | 240 | 500 | HR50100M |

1/2 in Diameter (continued)

| Heater Length mm (in) | Volts | Watts | Part No. |
|-----------------------|-------|-------|-----------|
| 102 (4,00) | 120 | 400 | HR50040W |
| 102 (4,00) | 240 | 400 | HR50040X |
| 102 (4,00) | 240 | 500 | HR50040Y |
| 102 (4,00) | 240 | 750 | HR50040Z |
| 114 (4,50) | 120 | 500 | HR50045F |
| 114 (4,50) | 240 | 500 | HR50045G |
| 127 (5,00) | 240 | 300 | HR50050AG |
| 127 (5,00) | 120 | 350 | HR50050AH |
| 127 (5,00) | 240 | 350 | HR50050AJ |
| 127 (5,00) | 240 | 800 | HR50050AZ |
| 127 (5,00) | 120 | 200 | HR50050M |
| 127 (5,00) | 240 | 200 | HR50050N |
| 127 (5,00) | 120 | 500 | HR50050P |
| 127 (5,00) | 240 | 500 | HR50050R |
| 127 (5,00) | 240 | 750 | HR50050S |
| 127 (5,00) | 240 | 1000 | HR50050T |
| 140 (5,50) | 240 | 750 | HR50055E |
| 152 (6,00) | 240 | 1500 | HR50060AZ |
| 152 (6,00) | 240 | 1000 | HR50060BZ |
| 152 (6,00) | 120 | 750 | HR50060R |
| 152 (6,00) | 120 | 1000 | HR50060S |
| 152 (6,00) | 120 | 300 | HR50060V |
| 152 (6,00) | 240 | 300 | HR50060W |
| 152 (6,00) | 240 | 500 | HR50060X |
| 152 (6,00) | 240 | 750 | HR50060Z |
| 152 (6,50) | 120 | 1000 | HR50065F |
| 178 (7,00) | 120 | 600 | HR50070F |
| 178 (7,00) | 240 | 600 | HR50070G |
| 178 (7,00) | 240 | 1000 | HR50070H |
| 178 (7,00) | 240 | 500 | HR50070R |
| 203 (8,00) | 240 | 1500 | HR50080AA |
| 203 (8,00) | 120 | 400 | HR50080BN |
| 203 (8,00) | 240 | 400 | HR50080BP |
| 203 (8,00) | 240 | 1200 | HR50080BR |
| 203 (8,00) | 120 | 500 | HR50080U |
| 203 (8,00) | 120 | 750 | HR50080V |
| 76 (3,00) | 120 | 400 | HR50030U |
| 76 (3,00) | 240 | 400 | HR50030V |
| 76 (3,00) | 240 | 500 | HR50030W |
| 89 (3,50) | 120 | 500 | HR50035E |
| 89 (3,50) | 240 | 500 | HR50035F |
| 102 (4,00) | 240 | 250 | HR50040AA |
| 102 (4,00) | 120 | 300 | HR50040AB |
| 102 (4,00) | 240 | 350 | HR50040AS |
| 102 (4,00) | 120 | 180 | HR50040AX |
| 102 (4,00) | 240 | 180 | HR50040AY |
| 203 (8,00) | 240 | 750 | HR50080W |
| 203 (8,00) | 120 | 1000 | HR50080X |
| 203 (8,00) | 240 | 500 | HR50080Y |
| 203 (8,00) | 240 | 1000 | HR50080Z |
| 229 (9,00) | 240 | 500 | HR50090G |
| 229 (9,00) | 240 | 1000 | HR50090H |
| 254 (10,00) | 120 | 500 | HR50100K |
| 254 (10,00) | 240 | 500 | HR50100M |

1/2 in Diameter (continued)

| Heater Length mm (in) | Volts | Watts | Part No. |
|-----------------------|-------|-------|-----------|
| 254 (10,00) | 240 | 2000 | HR50100N |
| 254 (10,00) | 120 | 1000 | HR50100P |
| 254 (10,00) | 240 | 1000 | HR50100Q |
| 254 (10,00) | 240 | 1500 | HR50100R |
| 254 (12,00) | 120 | 600 | HR50120AF |
| 254 (12,00) | 240 | 600 | HR50120AG |
| 305 (12,00) | 120 | 500 | HR50040T |
| 305 (12,00) | 120 | 1000 | HR50120K |
| 305 (12,00) | 240 | 1000 | HR50120L |
| 305 (12,00) | 240 | 1500 | HR50120M |
| 305 (12,00) | 240 | 2000 | HR50120N |
| 356 (14,00) | 240 | 1000 | HR50140C |
| 356 (15,00) | 240 | 1000 | HR50150K |
| 356 (15,00) | 240 | 1500 | HR50150L |
| 406 (16,00) | 240 | 1000 | HR50160N |
| 406 (16,00) | 120 | 800 | HR50160T |
| 406 (16,00) | 240 | 800 | HR50160U |

5/8 in Diameter

| Heater Length mm (in) | Volts | Watts | Part No. |
|-----------------------|-------|-------|-----------|
| 38 (1,50) | 120 | 200 | HR62015A |
| 51 (2,00) | 120 | 200 | HR62020C |
| 51 (2,00) | 240 | 200 | HR62020D |
| 51 (2,00) | 120 | 100 | HR62020F |
| 51 (2,00) | 240 | 100 | HR62020G |
| 51 (2,00) | 240 | 300 | HR62020H |
| 64 (2,50) | 120 | 250 | HR62022A |
| 57 (2,25) | 240 | 250 | HR62022B |
| 76 (3,00) | 120 | 250 | HR62030E |
| 76 (3,00) | 240 | 250 | HR62030F |
| 76 (3,00) | 120 | 400 | HR62030G |
| 76 (3,00) | 240 | 400 | HR62030J |
| 76 (3,00) | 120 | 500 | HR62030K |
| 76 (3,00) | 240 | 500 | HR62030L |
| 76 (3,00) | 120 | 200 | HR62030R |
| 76 (3,00) | 240 | 200 | HR62030S |
| 95 (3,75) | 120 | 525 | HR62037B |
| 95 (3,75) | 240 | 525 | HR62037C |
| 102 (4,00) | 120 | 250 | HR62040AH |
| 102 (4,00) | 240 | 250 | HR62040AJ |
| 102 (4,00) | 240 | 700 | HR62040AK |
| 102 (4,00) | 120 | 500 | HR62040E |
| 102 (4,00) | 240 | 500 | HR62040F |
| 102 (4,00) | 240 | 1000 | HR62040G |
| 102 (4,00) | 240 | 750 | HR62040H |
| 102 (4,00) | 120 | 500 | HR62050G |
| 102 (4,00) | 240 | 500 | HR62050H |
| 102 (4,00) | 240 | 750 | HR62050J |
| 102 (4,00) | 240 | 1000 | HR62050K |
| 102 (4,00) | 120 | 300 | HR62050V |
| 102 (4,00) | 240 | 300 | HR62050W |
| 136 (5,37) | 240 | 800 | HR62053A |
| 152 (6,00) | 240 | 500 | HR62060H |

5/8 in Diameter (continued)

| Heater Length mm (in) | Volts | Watts | Part No. |
|-----------------------|-------|-------|-----------|
| 152 (6,00) | 240 | 750 | HR62060J |
| 152 (6,00) | 240 | 1000 | HR62060K |
| 152 (6,00) | 120 | 375 | HR62060W |
| 152 (6,00) | 240 | 375 | HR62060X |
| 178 (7,00) | 120 | 1000 | HR62070D |
| 178 (7,00) | 240 | 1500 | HR62070E |
| 178 (7,00) | 240 | 1000 | HR62070F |
| 203 (8,00) | 120 | 500 | HR62080AB |
| 203 (8,00) | 240 | 500 | HR62080AC |
| 203 (8,00) | 240 | 1200 | HR62080AE |
| 203 (8,00) | 240 | 1000 | HR62080H |
| 203 (8,00) | 120 | 1000 | HR62080J |
| 203 (8,00) | 240 | 1500 | HR62080K |
| 229 (9,00) | 240 | 1000 | HR62090B |
| 229 (9,00) | 240 | 1500 | HR62090C |
| 229 (9,00) | 240 | 1400 | HR62090L |
| 254 (10,00) | 240 | 2000 | HR62100E |
| 254 (10,00) | 240 | 1000 | HR62100F |
| 254 (10,00) | 240 | 1500 | HR62100G |
| 254 (10,00) | 120 | 650 | HR62100S |
| 254 (10,00) | 240 | 650 | HR62100T |
| 305 (12,00) | 240 | 1500 | HR62120C |
| 305 (12,00) | 240 | 2000 | HR62120D |
| 305 (12,00) | 240 | 1000 | HR62120E |
| 305 (12,00) | 120 | 775 | HR62120Q |
| 305 (12,00) | 240 | 775 | HR62120R |
| 356 (14,00) | 240 | 1500 | HR62140G |
| 356 (14,00) | 240 | 2400 | HR62140H |
| 356 (14,00) | 240 | 900 | HR62140M |
| 356 (14,00) | 240 | 2000 | HR62140P |
| 406 (16,00) | 240 | 1000 | HR62160N |
| 406 (16,00) | 240 | 2110 | HR62160P |
| 406 (16,00) | 120 | 1050 | HR62160V |
| 406 (16,00) | 240 | 1050 | HR62160W |
| 610 (24,00) | 240 | 1000 | HR62240G |
| 610 (24,00) | 240 | 1500 | HR62240H |
| 610 (24,00) | 240 | 2000 | HR62240J |

3/4 in Diameter

| Heater Length mm (in) | Volts | Watts | Part No. |
|-----------------------|-------|-------|----------|
| 50 (2,00) | 120 | 200 | HR75020A |
| 50 (2,00) | 240 | 200 | HR75020B |
| 50 (2,00) | 240 | 300 | HR75020C |
| 76 (3,00) | 240 | 400 | HR75030A |
| 76 (3,00) | 240 | 500 | HR75030B |
| 76 (3,00) | 120 | 500 | HR75030G |
| 76 (3,00) | 240 | 225 | HR75030H |
| 102 (4,00) | 120 | 500 | HR75040D |
| 102 (4,00) | 240 | 500 | HR75040E |
| 102 (4,00) | 240 | 750 | HR75040F |
| 102 (4,00) | 120 | 1000 | HR75040G |
| 102 (4,00) | 120 | 300 | HR75040T |
| 102 (4,00) | 240 | 300 | HR75040U |

3/4 in Diameter (continued)

| Heater Length mm (in) | Volts | Watts | Part No. |
|-----------------------|-------|-------|----------|
| 127 (5,00) | 240 | 500 | HR75050E |
| 127 (5,00) | 240 | 1000 | HR75050F |
| 127 (5,00) | 120 | 1000 | HR75050G |
| 127 (5,00) | 120 | 375 | HR75050L |
| 127 (5,00) | 240 | 375 | HR75050M |
| 152 (6,00) | 120 | 500 | HR75060C |
| 152 (6,00) | 240 | 750 | HR75060D |
| 152 (6,00) | 240 | 1500 | HR75060E |
| 152 (6,00) | 240 | 500 | HR75060F |
| 152 (6,00) | 240 | 1000 | HR75060G |
| 152 (6,00) | 120 | 450 | HR75060N |
| 152 (6,00) | 240 | 450 | HR75060P |
| 152 (6,00) | 240 | 1200 | HR75060Q |
| 178 (7,00) | 120 | 500 | HR75070A |
| 178 (7,00) | 240 | 500 | HR75070B |
| 178 (7,00) | 240 | 1000 | HR75070C |
| 178 (7,00) | 240 | 1500 | HR75070D |
| 203 (8,00) | 120 | 750 | HR75080G |
| 203 (8,00) | 240 | 750 | HR75080H |
| 203 (8,00) | 240 | 1500 | HR75080J |
| 203 (8,00) | 240 | 2000 | HR75080K |
| 203 (8,00) | 240 | 1000 | HR75080L |
| 203 (8,00) | 120 | 600 | HR75080W |
| 203 (8,00) | 240 | 600 | HR75080X |
| 229 (9,00) | 240 | 1800 | HR75090D |
| 254 (10,00) | 240 | 1000 | HR75100B |
| 254 (10,00) | 240 | 1500 | HR75100C |
| 254 (10,00) | 240 | 2000 | HR75100D |
| 254 (10,00) | 120 | 800 | HR75100P |
| 254 (10,00) | 240 | 800 | HR75100Q |
| 254 (10,00) | 240 | 1600 | HR75100R |
| 254 (12,00) | 240 | 1000 | HR75120C |
| 254 (12,00) | 240 | 1500 | HR75120D |
| 254 (12,00) | 240 | 2000 | HR75120E |
| 254 (12,00) | 120 | 950 | HR75120R |
| 254 (12,00) | 240 | 950 | HR75120S |
| 356 (14,00) | 240 | 1100 | HR75140J |
| 356 (14,00) | 240 | 2200 | HR75140K |
| 406 (16,00) | 240 | 1250 | HR75160F |
| 610 (24,00) | 240 | 1000 | HR75240L |
| 610 (24,00) | 240 | 1500 | HR75240M |
| 610 (24,00) | 120 | 2000 | HR75240N |

25/32 in Diameter

| Heater Length mm (in) | Volts | Watts | Part No. |
|-----------------------|-------|-------|----------|
| 200 (7,87) | 240 | 1000 | HR78078C |
| 200 (7,87) | 240 | 1500 | HR78078F |
| 400 (15,75) | 240 | 3200 | HR78157B |

IMMERSION CARTRIDGE HEATERS

Features & Benefits

- ▶ 316 stainless steel sheath for corrosion resistance
- ▶ Internal heat source is close to sheath, maximizing heat transfer
- ▶ Magnesium oxide packing minimizes internal temperature losses
- ▶ NPT threaded bushing for sealing against process liquid
- ▶ Customized wattage for application

Specifications

Voltage: 120 or 240 VAC, single or 3-phase

Power Density: Up to 11 watts/cm² (70 watts/in²)
(determined by heater diameter and maximum amps)

Ordering Information

| Catalog No. | EM25 | EM37 | EM50 | EM62 | EM75 | EM1.0 | EM1.2 | EM1.9 | EM2.3 |
|------------------|------|------|------|------|------|-------|-------|-------|-------|
| Bushing NPT | 1/8 | 1/4 | 3/8 | 1/2 | 3/4 | 1 | 1-1/4 | 2 | 2-1/2 |
| Element Dia (in) | 0,25 | 0,37 | 0,5 | 0,62 | 0,75 | 1,0 | 1,25 | 1,9 | 2,3 |
| Maximum Amps | 3,5 | 6,0 | 10 | 10 | 15 | 25 | 30 | 40 | 50 |

Customize Your Immersion Cartridge Heater*

Other voltages and distributive wattage available

Sheath Material: 316 stainless steel or incoloy

Mounting Bushings: Brass, stainless steel, single NPT or double coupling head

Thermocouple: Type-J, Type-K, grounded, ungrounded

Potting Leads: Epoxy, silicone rubber, or ceramic-metal; hermetically sealed

Lead Configuration: Right angle, spring protection, ground wire, fiberglass, or silicone sleeves; strain-relief

Lead Protection: Flexible stainless steel conduit, stainless steel flexible braid

Terminal Enclosure: Nema 1 general purpose, Nema 1 rust resistant, moisture resistant, explosion resistant

*Not all options are available in all sizes

IMPORTANT: The heated portion is designed to be fully immersed in liquid. A temperature controller is required for these products. See options starting on page 145.

UL Recognized - E56973

CSA - 016-0-000



NEW!

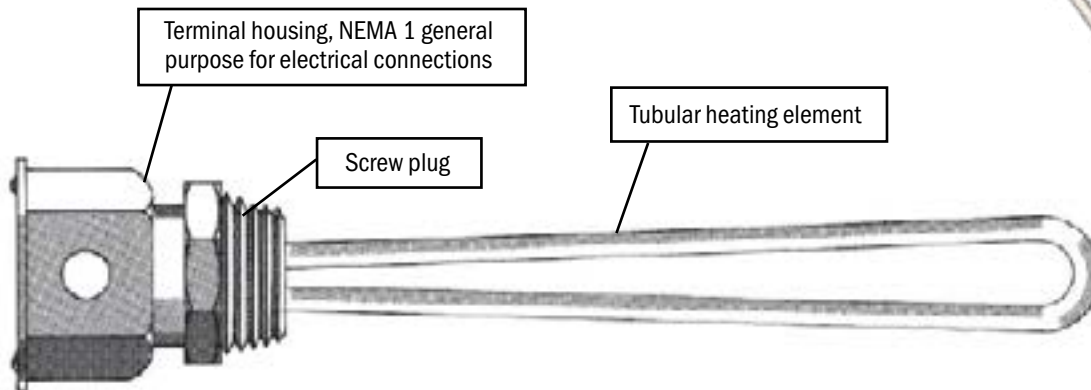
SCREW PLUG IMMERSION HEATERS

Features & Benefits

- ▶ Steel, copper, or incoloy sheathed elements.
One, two or three per unit depending on size
- ▶ Element supports in multiple element units for proper element spacing as required
- ▶ Screw plugs 1 in, 1¼ in, 2 in, and 2½ in NPT based on element configuration
- ▶ Optional thermostat and well for temperature control
- ▶ General purpose terminal housing with conduit opening
- ▶ 120V, 208V, 240V, 480V, single or three phase which are factory wired to your requirements
- ▶ Long, trouble-free service
- ▶ Made in USA



Construction



Customize Your Screw Plug Immersion Heater

Other voltages available

Sheath Material: Copper, steel, or stainless steel

Screw Plug Material: Brass, steel, or stainless steel

Terminal Housing: NEMA 1, or moisture/explosion resistant

Thermostat available

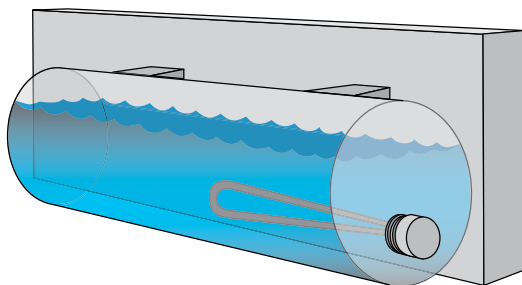
UL AND C-UL Recognized - E177353

SCREW PLUG HEATER SELECTION GUIDE


| Application | Solution or Application | Alkaline or Acid Content (Est. % by Volume) | Sheath Material | Typical Watt Density (watts/sq. in.) | Screw Plug Material |
|--------------------------------------|--------------------------------------|---|-----------------|--------------------------------------|---------------------|
| Water and Very Mild Solutions | Clean Water Neutral | pH6-8 | Copper | 45 | Brass |
| | Process Water or Very Mild Solutions | pH5-9, 2-3% | Incoloy | 45 | Stainless Steel |
| | Mild Solutions | 5-6% | Incoloy | 45 | Stainless Steel |
| | Demineralized or Deionized Water | - | Incoloy | 45 | Stainless Steel |
| Oil Heating | Low Viscosity Oil | - | Steel | 23 | Steel |
| | Medium Viscosity Oil | - | Steel | 15 | Steel |
| | High Viscosity Oil | - | Steel | 6 | Steel |
| Specialty Heaters | Process Water | pH5-9 | Incoloy | 45 | Brass |
| | Demineralized Water | - | Incoloy | 45 | Stainless Steel |
| | Low Viscosity Oil | - | Incoloy | 23 | Steel |
| | Pipe Insert | - | Incoloy | 12 | Brass |
| | Hot Tubs, Spa | Treated | Incoloy | 100 | Brass |
| | Commercial Equipment | Clean Water | Incoloy | 30 | Brass |
| | Commercial Equipment | Clean Water | Copper | 60 | Brass |

Installation

The heater is screwed into a pipe coupling or half coupling in a tank. Units must be immersed at all times for proper operation.



Oil Reservoir Heater




Tank Heater

EASY WAYS TO ORDER

1. Contact your local distributor. Check BriskHeat.com to locate a local distributor.
2. Call BriskHeat® at 800-848-7673 or 614-294-3376. We have a staff of application specialists to solve your unique needs.
3. Order online at BriskHeat.com - 24/7.

PAYMENT TERMS

Credit Card Options



Net 30 Option

Net 30 Terms are available to qualified companies. Please contact your Account Manager for additional details.


HVAC & PLUMBING



BriskHeat

HOT WATER HEATER ELEMENTS & TUNE-UP KITS

NEW!



Features & Benefits

- ▶ Gaskets and instructions included
- ▶ Simplifies electric water heater diagnostics and repair
- ▶ Replacement for most major brands

Specifications

- 240 VAC
- 4500 watts

Ordering Information

| Part No. | Description | Cross Reference for AO Smith/Apcon | Cross Reference for Camco | Cross Reference for Rheem |
|----------|----------------------------|------------------------------------|---------------------------|---------------------------|
| 408188 | Straight "Hairpin" Element | 100108283/9000092015 | 02342/02343 | N/A |
| 408196 | Foldback Element | 100108283/9000092015 | 02583 | N/A |
| 408209 | Hairpin Kit | 100108283/9000092015 | 07013 | UV20018 |
| 408217 | Foldback Kit | 100108283/9000092015 | 07033 | N/A |
| 408233 | Heavy-Duty Foldback Style | 100108283/9000405015 | 02923 | N/A |
| 408225 | Wrench | 100108406/9000092015 | 09883 | N/A |

Foldback Style

Heavy-Duty Foldback Style*

* Resists dry firing, lime deposits, and sand that could cause burn-out to ordinary elements. Best when water has high-mineral content. Minimum tank diameter 38 cm (15 in)

Installation Accessory



Screw-In Water Heater Element Wrench - Fits All Standard Screw-In Elements

Each "Hairpin" Kit Includes

- One Therm-O-Disc lower thermostat
- One Therm-O-Disc upper thermostat
- Two 240V/4500W high-watt density screw-in type water heater elements - BriskHeat part #408188
- Two thermostat element gaskets

Each Foldback Kit Includes

- One Therm-O-Disc lower thermostat
- One Therm-O-Disc upper thermostat
- Two 240V/4500W high-watt density screw-in type water heater elements - BriskHeat part #408196
- Two thermostat element gaskets

SURESTART COMPRESSOR SOFT STARTERS

Features & Benefits

- ▶ Reduces inrush start-current by up to 70%
- ▶ Automatically optimizes the starting current without a user interface
- ▶ Voltages from 110 to 460 VAC, single and three phase
- ▶ Reduces required size of back-up generators or solar power systems
- ▶ Extends equipment life by reducing torque by up to 70%
- ▶ Provides brownout protection
- ▶ Protects compressors and motors from:
 - Stalling
 - Overheating
 - Contactor arcing damage
 - Mechanical shock
 - Motor reversal

Specifications

Contactor: Secondary

Power Supply & Control Voltage: Auto-start at power-up

Start Current Reduction: 70% (single phase); 40% (three phase)

Start Torque Reduction: Up to 70%

Starts Per Hour: 15

Short Circuit Current Rating (SCCR): 5 kA

Operating Temperature Range: -20 to 60°C (-4 to 140°F) Storage

Temperature Range: -40 to 85°C (-40 to 185°F)

Life Expectancy at Maximum Load Rate: Minimum 100,000 cycles

Dimensions:

– Standard: 135 x 75 x 50 mm (5,30 x 2,94 x 1,96 in)

– RV: 203 x 83 x 57 mm (8,00 x 3,25 x 2,25 in)


Weight: 500 g (1,11 lb)

IP Rating: Standard - IP20; RV - IP65




Ordering Information

| Part No. | Nominal Voltage Rating VAC | Phase | Frequency Hz ±3% | Maximum Load Amps | Maximum Starting Amps | Motor Current, max FLA range | Motor Size hp | Minimum Startup Voltage | Maximum High Voltage | Shutdown on Low Voltage |
|-------------|----------------------------|--------------|------------------|-------------------|-----------------------|------------------------------|---------------|-------------------------|----------------------|-------------------------|
| SS0C04-20RW | 115 - 120 | Single Phase | 60 | 20 | 120 | 4 - 20 A | — | 103 | 130 | 98 |
| SS0B12-20SN | 110 - 115 | | 60 | 20 | 35 | 12 - 20 A | 0,75 - 1,5 | 103 | 126 | 98 |
| SS1B08-16SN | 208 - 230 | | 50/60 | 16 | 35 | 8 - 16 A | 1,75 - 3,5 | 180 | 253 | 175 |
| SS1B16-32SN | 208 - 230 | | 50/60 | 32 | 65 | 16 - 32 A | 3,5 - 7 | 180 | 253 | 175 |
| SS2A04-28SN | 208 - 230 | Three Phase | 50/60 | 38 | 150 | 4 - 28 A | 2 - 10 | 187 | 253 | 176 |
| SS3A04-27SN | 380 | | 50/60 | 38 | 150 | 4 - 27 A | 2 - 15 | 342 | 422 | 323 |
| SS4A04-34SN | 415 | | 50 | 38 | 150 | 4 - 34 A | 2 - 20 | 373 | 460 | 353 |
| SS5A04-27SN | 460 | | 60 | 38 | 150 | 4 - 27 A | 2 - 20 | 414 | 510 | 391 |



Single-Phase Model



NEW: Three-Phase Model

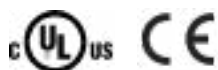
Typical Locked Rotator Amperage (LRA) Reduction with Soft-Starter

| Motor Size | Before Soft-Starter | After Soft-Starter |
|------------|---------------------|--------------------|
| 7 hp | 183 A | 73 A |
| 6 hp | 150 A | 60 A |
| 5 hp | 130 A | 52 A |
| 4 hp | 100 A | 40 A |
| 3 hp | 75 A | 30 A |
| 2 hp | 50 A | 20 A |

CRANKCASE HEATERS FOR HVAC/R COMPRESSORS

Features & Benefits

- ▶ Band-style is flexible and easy to install
- ▶ Rapid heat-up
- ▶ Moisture proof
- ▶ Corrosion resistant
- ▶ Grounded for safety
- ▶ OEM replacement

NEW!


Specifications

Material: Aluminum band with SS closure strap

Band Width: 12,7 mm (0,5 in)

Band Thickness: 6,4 mm (0,25 in)

Max Surface Temperature: 150°C (302°F)

Lead Wires: 18 ga XLPE insulated leads with bare wire (no plug)

Ground Wire: 18 ga green/yellow insulated ground wire with ring terminal

Clamp Style: Quick-release band clamp with 5/16 in hex slotted screw



Ordering Information

Step 1 – Measure the circumference or diameter of your crankcase or compressor

Step 2 – Determine voltage and wattage

Step 3 – Select heater based on those parameters

| BriskHeat Part No. | Circumference cm (in) | Diameter cm (in) | Voltage | Wattage | Lead Length cm (in) | Ground Length cm (in) |
|--------------------|-------------------------------|----------------------------|---------|---------|---------------------|-----------------------|
| 840051001 | 38,9 to 55,9 (15,3 to 22) | 12,4 to 17,8 (4,9 to 7) | 240 | 40 | 54 (21,25) | 54 (21,25) |
| 840051002 | 52,1 to 68,8 (20,5 to 27,1) | 16,5 to 22,1 (6,5 to 8,7) | 240 | 40 | 55,2 (21,75) | 74,3 (29,25) |
| 840051004 | 54,1 to 71,1 (21,3 to 28) | 17,3 to 22,6 (6,8 to 8,9) | 480 | 70 | 55,2 (21,75) | 74,3 (29,25) |
| 840051006 | 54,1 to 71,1 (21,3 to 28) | 17,3 to 22,6 (6,8 to 8,9) | 240 | 70 | 122,6 (48,25) | 122,6 (48,25) |
| 840051007 | 69,3 to 86,4 (27,3 to 34) | 22,1 to 27,4 (8,7 to 10,8) | 240 | 93 | 122,6 (48,25) | 122,6 (48,25) |
| 840051008 | 69,3 to 86,4 (27,3 to 34) | 22,1 to 27,4 (8,7 to 10,8) | 480/400 | 93/66 | 122,6 (48,25) | 122,6 (48,25) |
| 840051009 | 100,3 to 117,1 (39,5 to 46,1) | 32 to 37,3 (12,6 to 14,7) | 230 | 95 | 73 (28,75) | 74,3 (29,25) |
| 840051010 | 69,3 to 86,4 (27,3 to 34) | 22,1 to 27,4 (8,7 to 10,8) | 230 | 66 | 122,6 (48,25) | 122,6 (48,25) |

HOTBELT™ WRAPAROUND REFRIGERANT JUG WARMER

Features & Benefits

- ▶ Adjustable fit design with hook & loop strap fits common size cylinders: 13 kg, 23 kg, and 57 kg (30 lb, 50 lb, and 125 lb)
- ▶ Designed to heat the tank surface to 49°C (120°F)
- ▶ Moisture and chemical resistant — IP56 rated
- ▶ 1,8 m (6 ft) long power cord with choice of plug
- ▶ Preheats and keeps refrigerant jug cylinders warm when servicing HVACR systems in cold weather
- ▶ Ensures adequate pressure from refrigerant to A/C or refrigeration system during cold weather servicing
Ideal for portable and outdoor use
- ▶ Easy-to-use — simple plug-and-play design
- ▶ Rugged — provides long service life and can be used in a wide variety of environments

Specifications

Heater Width: 152 mm (6 in)

Length: 660 mm (26 in)

Thermostat: Thermostat is preset to 70°C (158°F) and the heater is designed to heat the surface of the tank to 49°C (120°F)

Exposure Temperature: -51°C to 232°C (-60°F to 450°F)

Voltage: 120, 230, or 240 VAC

Power Density: 0,2 W/cm² (1,4 W/in²)

Dielectric Strength: Over 2000 volts

Silicone Rubber Density: 1560 g/m² (46,0 oz/yd²)

Closure Method: Adjustable strap

Cylinder Diameter Range: Minimum 229 mm (9 in)

Power Cord: 1,8 m (6 ft) long with choice of power plug

IP Rating: IP56

*Variations in ambient temperature and material contents within the cylinder may affect actual surface temperature of the cylinder.

Ordering Information

| Part No. | Voltage VAC | Plug Type | Total Watts |
|----------|-------------|------------|-------------|
| HB1001 | 120 | NEMA 5-15P | 200 |
| HB2001 | 240 | NEMA 6-15P | 200 |
| HB2002 | 230 | CEE 7/7 | 200 |

NEW!



Plug & Play



**Moisture
& Chemical
Resistant**



Safe to use with common refrigerants:

- R-410A
- R-407C
- R-139A
- R-22
- R-404
- And more

EVAPOWAY™ TUBULAR CONDENSATE EVAPORATOR PANS

NEW!

Features & Benefits

- ▶ Runs independent of ambient conditions
- ▶ High-limit safety and float-switch operation
- ▶ Tubular-style heating element
- ▶ For use in non low flashpoint refrigerant applications
- ▶ Provides the required heat in the application to eliminate condensation water in commercial refrigeration, HVAC, and vertical transportation (elevators)
- ▶ Space-saving design
- ▶ Wide variety of sizes to accommodate different capacities and voltages



Specifications

Power Cord: 914 mm (36 in) long

- 120 VAC includes standard 3-prong plug (NEMA 5-15)
- 208 and 240 VAC has bare wire leads
- Other lengths and terminations available upon request

Pan Construction: Corrosion resistant 22-gauge stainless steel

Pan Size: Wide range of choices

Voltage: 120, 208, or 240 VAC

Wattage: 200 to 3000 watts

Dissipation Rate Options: 5,7 to 90,8 liters per day
(1,5 to 24 gallons per day)

Ordering Information

| Part No. | Nominal Pan Size L x W x H mm (in) | Nominal Assembly Size L x W x H mm (in) | Capacity l (qt) | Watts | Volts | Amps | Maximum Dissipation Rate l (gal) per day |
|-----------|--|---|--------------------|-------|-------|------|--|
| DM02T-1S | | | | 200 | 120 | 1,67 | 5,7 (1,5) |
| DM04T-1S | 254 x 178 x 64 (10 x 7 x 2,5) | 262 x 178 x 135 (10,3 x 7 x 5,3) | 1,7 (1,75) | 400 | 120 | 3,33 | 13,2 (3,5) |
| DM04T-2S | | | | 400 | 208 | 1,92 | 13,2 (3,5) |
| DM04T-3S | | | | 400 | 240 | 1,66 | 13,2 (3,5) |
| DM06S-1S | 330 x 178 x 64 (13 x 7 x 2,5) | 330 x 178 x 135 (13 x 7 x 5,3) | 2,2 (2,37) | 600 | 120 | 5,00 | 17 (4,5) |
| DM08S-1S | | | | 800 | 120 | 6,67 | 22,7 (6) |
| DM08S-2S | | | | 800 | 208 | 3,85 | 22,7 (6) |
| DM08S-3S | | | | 800 | 240 | 3,33 | 22,7 (6) |
| DM06M-1S | 330 x 178 x 102 (13 x 7 x 4) | 330 x 178 x 173 (13 x 7 x 6,8) | 3,8 (4) | 600 | 120 | 5,00 | 17 (4,5) |
| DM07M-1S | | | | 750 | 120 | 6,25 | 20,8 (5,5) |
| DM07M-2S | | | | 750 | 208 | 3,61 | 20,8 (5,5) |
| DM10M-1S | | | | 1000 | 120 | 8,33 | 30,3 (8) |
| DM10M-2S | | | | 1000 | 208 | 4,81 | 30,3 (8) |
| DM10M-3S | | | | 1000 | 240 | 4,17 | 30,3 (8) |
| DM08WS-1S | 330 x 254 x 64 (13 x 10 x 2,5) | 330 x 262 x 135 (13 x 10,3 x 5,3) | 4,1 (4,3) | 800 | 120 | 6,67 | 22,7 (6) |
| DM08WS-2S | | | | 800 | 208 | 3,85 | 22,7 (6) |
| DM08WS-3S | | | | 800 | 240 | 3,33 | 22,7 (6) |

Part No. Cross References

| BriskHeat Part No. | Supco® Part No. | Birmingham Part No. |
|-----------------------|--------------------|------------------------|
| DM04T-1S | CP801 | 840111 |
| DM08S-1S | CP802 | 880111 |
| DM10M-1S | CP804 | 810134 |
| DM10M-3S | CP804-240 | - |
| DM10W-1D | CP804HD | 810114 |
| DM10W-3D | CP804HD-240 | - |
| DM10W-1S | CP807 | - |
| DM10W-3S | CP807-240 | 810244 |
| DM10WW-1D | CP808 | - |
| DM15WW-1D | CP815 | 815134 |
| DM15WW-3D | CP815-240 | 815244 |
| DM05W-1D | CP816 | 850114 |
| DM10W-2D | CP817 | 810214 |
| DM10W-2S | CP818 | - |
| DM15W-1D | CP819 | 815144 |
| DM15W-2D | CP820 | 815214 |
| DM15WW-2D | CP821 | 815234 |

Ordering Information

| Part No. | Nominal Pan Size L x W x H mm (in) | Nominal Assembly Size L x W x H mm (in) | Capacity l (qt) | Watts | Volts | Amps | Maximum Dissipation Rate l (gal) per day |
|-----------|---------------------------------------|--|--------------------|-----------------|-------|-------|---|
| DM05W-1D | 330 x 254 x 102 (13 x 10 x 4) | 330 x 262 x 173 (13 x 10,3 x 6,8) | 6,6 (7) | 500 | 120 | 4,17 | 18,9 (5) |
| DM06W-1S | | | | 600 | 120 | 5 | 17 (4,5) |
| DM07W-1S | | | | 750 | 120 | 6,25 | 20,8 (5,5) |
| DM08W-1S | | | | 800 | 120 | 6,67 | 22,7 (6) |
| DM09W-1S | | | | 900 | 120 | 3,85 | 26,5 (7) |
| DM10W-1S | | | | 1000 | 120 | 8,33 | 30,3 (8) |
| DM10W-2S | | | | 1000 | 208 | 6,67 | 30,3 (8) |
| DM10W-3S | | | | 1000 | 240 | 7,50 | 30,3 (8) |
| DM10W-1D | | | | 1000 | 120 | 8,33 | 30,3 (8) |
| DM10W-2D | | | | 1000 | 208 | 4,81 | 30,3 (8) |
| DM10W-3D | | | | 1000 | 240 | 4,17 | 30,3 (8) |
| DM12W-1D | | | | 1200 | 120 | 10,00 | 37,9 (10) |
| DM15W-1S | | | | 1500 | 120 | 12,5 | 45,4 (12) |
| DM15W-2S | | | | 1500 | 208 | 7,21 | 45,4 (12) |
| DM15W-3S | | | | 1500 | 240 | 6,25 | 45,4 (12) |
| DM15W-1D | | | | 1500 | 120 | 12,5 | 45,4 (12) |
| DM015W-2D | | | | 1500 | 208 | 7,21 | 45,4 (12) |
| DM15W-3D | | | | 1500 | 240 | 6,25 | 45,4 (12) |
| DM18W-1D | | | | 1800 | 120 | 15,00 | 53 (14) |
| DM20W-2D | | | | 2000 | 208 | 9,61 | 56,8 (15) |
| DM20W-3D | | | | 2000 | 240 | 8,33 | 56,8 (15) |
| DM15X-3S | 330 x 254 x 152 (13 x 10 x 6) | 330 x 262 x 224 (13 x 10,3 x 8,8) | 9,5 (10) | 1500 | 240 | 6,25 | 45,4 (12) |
| DM18X-1D | | | | 1800 | 120 | 15,00 | 53 (14) |
| DM15XY-2S | 533 x 152 x 152 (21 x 6 x 6) | 533 x 160 x 224 (21 x 6,3 x 8,8) | 8,5 (9) | 1500 | 208 | 7,21 | 45,4 (12) |
| DM15XY-3S | | | | 1500 | 240 | 6,25 | 45,4 (12) |
| DM05WW-1D | 533 x 330 x 102 (21 x 13 x 4) | 533 x 330 x 173 (21 x 13 x 6,8) | 14,2 (15) | 500 | 120 | 4,17 | 18,9 (5) |
| DM10WW-1D | | | | 1000 | 120 | 8,33 | 30,3 (8) |
| DM10WW-2D | | | | 1000 | 208 | 4,81 | 30,3 (8) |
| DM10WW-3D | | | | 1000 | 240 | 4,17 | 30,3 (8) |
| DM12WW-1D | | | | 1200 | 120 | 10,00 | 37,9 (10) |
| DM15WW-1D | | | | 1500 | 120 | 12,5 | 45,4 (12) |
| DM15WW-2D | | | | 1500 | 208 | 7,21 | 45,4 (12) |
| DM15WW-3D | | | | 1500 | 240 | 6,25 | 45,4 (12) |
| DM18WW-1D | | | | 1800 | 120 | 15,00 | 53 (14) |
| DM20WW-2D | | | | 2000 | 208 | 9,62 | 56,8 (15) |
| DM20WW-3D | | | | 2000 | 240 | 8,33 | 56,8 (15) |
| DM30WW-1S | 533 x 330 x 102 (21 x 13 x 4) | 533 x 330 x 224 (21 x 13 x 8,8) | 14,2 (15) | 3000 (2 X 1500) | 120 | 12,5 | 90,8 (24) |
| DM30WW-3S | | | | 3000 (2 X 1500) | 240 | 6,25 | 90,8 (24) |
| DM15XX-3S | 533 x 330 x 152 (21 x 13 x 6) | 533 x 330 x 224 (21 x 13 x 8,8) | 19,9 (21) | 1500 | 240 | 6,25 | 45,4 (12) |
| DM18XX-1D | | | | 1800 | 120 | 15,00 | 53 (14) |
| DM30XX-2S | | | | 3000 (2 X 1500) | 208 | 7,21 | 90,8 (24) |
| DM30XX-3S | | | | 3000 (2 X 1500) | 240 | 6,25 | 90,8 (24) |

Accessories

| Part No. | Description |
|-------------|---|
| A-450-313 | Small Float for Evapoway Tubular Pans. Fits pan sizes T, S, WS, and WWS |
| A-450-314 | Large Float for Evapoway Tubular Pans. Fits Pan Sizes M, W, and WW |
| A-450-315XL | Extra-Large Float for Evapoway Tubular Pans. Fits pan sizes X, XX, and XY |

EVAPOWAY™ PTC CONDENSATE EVAPORATOR PANS

Features & Benefits

- ▶ Positive Thermal Coefficient (PTC) heating element
- ▶ Positive evaporation
- ▶ No electro-mechanical components which reduce potential field failures
- ▶ Suitable for low flashpoint refrigerants
- ▶ Space-saving, low-profile design

Specifications

Pan Construction: Corrosion resistant
22-gauge stainless steel

Voltage: 120 or 240 VAC

Wattage*: Up to 1000 watts

*nominal power rating in 100°C (212°F) water

Tolerance: +5%; -20%

Power Cord: 914 mm (36 in) long

– 120 VAC includes standard 3-prong plug (NEMA 5-15)

– 240 VAC has bare wire leads

– Other lengths and terminations available upon request



NEW!

UL
UL No: SA4508

Ordering Information

| Part No. | Nominal Pan Size L x W x H mm (in) | Nominal Assembly Size L x W x H mm (in) | Capacity l (qt) | Watts | Volts | Amps | Maximum Dissipation Rate l (gal) per day |
|-----------|---------------------------------------|--|--------------------|-------|-------|------|---|
| PTC04T-1 | 254 x 178 x 64 | 305 x 178 x 76 | 1,7 (1,75) | 400 | 120 | 3,33 | 13,2 (3,5) |
| PTC04T-3 | (10 x 7 x 2,5) | (12 x 7 x 3) | | 400 | 240 | 1,67 | 13,2 (3,5) |
| PTC04Q-1 | 254 x 178 x 102 | 305 x 178 x 114 | 2,6 (2,8) | 400 | 120 | 3,33 | 13,2 (3,5) |
| PTC04Q-3 | (10 x 7 x 4) | (12 x 7 x 4,5) | | 400 | 240 | 1,67 | 13,2 (3,5) |
| PTC04S-1 | | | | 400 | 120 | 3,33 | 13,2 (3,5) |
| PTC04S-3 | 330 x 178 x 64 | 368 x 178 x 76 | 2,2 (2,3) | 400 | 240 | 1,67 | 13,2 (3,5) |
| PTC05S-1 | (13 x 7 x 2,5) | (14,5 x 7 x 3) | | 500 | 120 | 4,17 | 15,1 (4) |
| PTC05S-3 | | | | 500 | 240 | 2,08 | 15,1 (4) |
| PTC04M-1 | | | | 400 | 120 | 3,33 | 13,2 (3,5) |
| PTC04M-3 | 330 x 178 x 102 | 356 x 178 x 114 | 3,8 (4) | 400 | 240 | 1,67 | 13,2 (3,5) |
| PTC05M-1 | (13 x 7 x 4) | (14 x 7 x 4,5) | | 500 | 120 | 4,17 | 15,1 (4) |
| PTC05M-3 | | | | 500 | 240 | 2,08 | 15,1 (4) |
| PTC04Y-1 | | | | 400 | 120 | 3,33 | 13,2 (3,5) |
| PTC04Y-3 | 330 x 178 x 152 | 356 x 178 x 165 | 6,2 (6,6) | 400 | 240 | 1,67 | 13,2 (3,5) |
| PTC05Y-1 | (13 x 7 x 6) | (14 x 7 x 6,5) | | 500 | 120 | 4,17 | 15,1 (4) |
| PTC05Y-3 | | | | 500 | 240 | 2,08 | 15,1 (4) |
| PTC04WS-1 | | | | 400 | 120 | 3,33 | 13,2 (3,5) |
| PTC04WS-3 | | | | 400 | 240 | 1,67 | 13,2 (3,5) |
| PTC05WS-1 | 330 x 250 x 64 | 368 x 262 x 76 | 4,1 (4,3) | 500 | 120 | 4,17 | 15,1 (4) |
| PTC05WS-3 | (13 x 10 x 2,5) | (14,5 x 10,3 x 3) | | 500 | 240 | 2,08 | 15,1 (4) |
| PTC10WS-1 | | | | 1000 | 120 | 8,33 | 30,3 (8) |
| PTC10WS-3 | | | | 1000 | 240 | 4,17 | 30,3 (8) |
| PTC04W-1 | | | | 400 | 120 | 3,33 | 13,2 (3,5) |
| PTC04W-3 | | | | 400 | 240 | 1,67 | 13,2 (3,5) |
| PTC05W-1 | 330 x 254 x 102 | 356 x 262 x 76 | 6 (6,3) | 500 | 120 | 4,17 | 15,1 (4) |
| PTC05W-3 | (13 x 10 x 4) | (14 x 10,3 x 3) | | 500 | 240 | 2,08 | 15,1 (4) |
| PTC10W-1 | | | | 1000 | 120 | 8,33 | 30,3 (8) |
| PTC10W-3 | | | | 1000 | 240 | 4,17 | 30,3 (8) |

Ordering Information

| Part No. | Nominal Pan Size L x W x H mm (in) | Nominal Assembly Size L x W x H mm (in) | Capacity l (qt) | Watts | Volts | Amps | Maximum Dissipation Rate l (gal) per day |
|------------|---------------------------------------|--|--------------------|-------|-------|------|---|
| PTC04X-1 | 330 x 254 x 152 (13 x 10 x 6) | 356 x 262 x 165 (14 x 10,3 x 6,5) | 9,5 (10) | 400 | 120 | 3,33 | 13,2 (3,5) |
| PTC04X-3 | | | | 400 | 240 | 1,67 | 13,2 (3,5) |
| PTC05X-1 | | | | 500 | 120 | 4,17 | 15,1 (4) |
| PTC05X-3 | | | | 500 | 240 | 2,08 | 15,1 (4) |
| PTC10X-1 | 533 x 152 x 152 (21 x 6 x 6) | 559 x 160 x 165 (22 x 6,3 x 6,5) | 8,5 (9) | 1000 | 120 | 8,33 | 30,3 (8) |
| PTC10X-3 | | | | 1000 | 240 | 4,17 | 30,3 (8) |
| PTC04XY-1 | | | | 400 | 120 | 3,33 | 13,2 (3,5) |
| PTC40XY-3 | | | | 400 | 240 | 1,67 | 13,2 (3,5) |
| PTC05XY-1 | 533 x 330 x 64 (21 x 13 x 2,5) | 584 x 330 x 76 (23 x 13 x 3) | 6,6 (7) | 500 | 120 | 4,17 | 15,1 (4) |
| PTC05XY-3 | | | | 500 | 240 | 2,08 | 15,1 (4) |
| PTC07XY-1 | | | | 750 | 120 | 6,25 | 20,8 (5,5) |
| PTC07XY-3 | | | | 750 | 240 | 3,13 | 20,8 (5,5) |
| PTC04WWS-1 | 533 x 330 x 102 (21 x 13 x 4) | 584 x 330 x 114 23 x (13 x 4,5) | 14,2 (15) | 400 | 120 | 3,33 | 13,2 (3,5) |
| PTC04WWS-3 | | | | 400 | 240 | 1,67 | 13,2 (3,5) |
| PTC05WWS-1 | | | | 500 | 120 | 4,17 | 15,1 (4) |
| PTC05WWS-3 | | | | 500 | 240 | 2,08 | 15,1 (4) |
| PTC07WWS-1 | 533 x 330 x 152 (21 x 13 x 6) | 559 x 330 x 165 (22 x 13 x 6,5) | 19,9 (21) | 750 | 120 | 6,25 | 20,8 (5,5) |
| PTC07WWS-3 | | | | 750 | 240 | 3,13 | 20,8 (5,5) |
| PTC10WWS-1 | | | | 1000 | 120 | 8,33 | 30,3 (8) |
| PTC10WWS-3 | | | | 1000 | 240 | 4,17 | 30,3 (8) |
| PTC04XX-1 | 533 x 330 x 152 (21 x 13 x 6) | 559 x 330 x 165 (22 x 13 x 6,5) | 19,9 (21) | 400 | 120 | 3,33 | 13,2 (3,5) |
| PTC04XX-3 | | | | 400 | 240 | 1,67 | 13,2 (3,5) |
| PTC05XX-1 | | | | 500 | 120 | 4,17 | 15,1 (4) |
| PTC05XX-3 | | | | 500 | 240 | 2,08 | 15,1 (4) |
| PTC07XX-1 | 533 x 330 x 152 (21 x 13 x 6) | 559 x 330 x 165 (22 x 13 x 6,5) | 19,9 (21) | 750 | 120 | 6,25 | 20,8 (5,5) |
| PTC07XX-3 | | | | 750 | 240 | 3,13 | 20,8 (5,5) |
| PTC10XX-1 | | | | 1000 | 120 | 8,33 | 30,3 (8) |
| PTC10XX-3 | | | | 1000 | 240 | 4,17 | 30,3 (8) |

EASY WAYS TO ORDER

1. Contact your local distributor. Check BriskHeat.com to locate a local distributor.
2. Call BriskHeat® at 800-848-7673 or 614-294-3376. We have a staff of application specialists to solve your unique needs.
3. Order online at BriskHeat.com - 24/7.

PAYMENT TERMS

Credit Card Options




Net 30 Option

Net 30 Terms are available to qualified companies. Please contact your Account Manager for additional details.

YOUR SPEC OUR TECH

BriskHeat has been meeting a diverse range of industrial heating needs since 1949. BriskHeat designs and manufactures flexible heating elements, control systems, and accessories that provide custom solutions for process heating, freeze protection, viscosity control, and condensation prevention.

BriskHeat's products are utilized in all types of markets from petrochemicals and semiconductors to food processing and biotech. And BriskHeat is THE WORLDWIDE leader in flexible surface heat trace products that meet the needs of global customers in virtually every industry.



BriskHeat®

4800 Hilton Corporate Drive
Columbus, OH 43232
800-848-7673 | 614-294-3376
BriskHeat.com
bhtsales1@briskheat.com

GLOSSARY OF TERMS

Ampere – Unit of current (flow) $I=E/R$

AC – Alternating current.

Ampacity – Current-carrying capacity of the conductor under stated thermal conditions.

Conductor – Current-carrying, non-heat producing component of a heating element.

Conduction – Transfer of energy within or between two bodies in physical contact.

Convection – Movement of a mass with its associated energy (liquid or gas) from one location to another.

DC – Direct current.

Dielectric Strength – Ability of the electrical insulation to withstand an applied voltage.

Dielectric Breakdown – Voltage at which the dielectric strength of the insulating material falls below an acceptable level.

Differential – For an on/off controller, it refers to the temperature difference between the temperature at which the heat is turned back on. It is expressed in degrees.

Ground – Conducting connection between an electrical circuit or equipment and the earth or some conducting body.

Hazardous Location – Locations are classified depending on the properties of the flammable vapors, gases, combustible dusts, or fibers which may be present; and the likelihood that a flammable or combustible concentration of quantity is present.

Heat – Energy in transition, or transfer, from one body to another by virtue of temperature difference existing between the bodies.

Heater – A completed, usable assembly containing one or more elements.

Heating Element – A resistor encased in an acceptable insulating material covered with a protective sheath.

Heat of Fusion – Heat necessary to change solid to liquid. Heat of Vaporization – Heat necessary to change solid to gas.

Hertz – Unit of frequency of charge reversal for alternating current.

Hi-Pot – High voltage quality assurance test performed on electrical components and systems.

Hysteresis – Temperature sensitivity designed into the on/off control action between the on and off switching points. Expressed in percentage of control range or degree value. Also known as dead band.

Impedance Heat – System in which heat is generated in a pipeline or vessel wall by causing current to flow through the pipeline or vessel wall by direct connection to an AC voltage source from a dual-winding transformer.

Insulation – Any material that retards the transfer of heat to the environment or other components.

Insulation Resistance – Ability of the insulation to resist the percentage of current.

Leakage – Undesirable passage of current flow through or over the surface of an insulator.

Leakage Current – Total electrical current flow from the resistor, through or around the insulation, to a point external to the resistor when the element is energized.

OHM – Electrical unit of resistance (R) $R=E/I$

Parallel Circuit – Circuit in which the identical voltage is presented to all components. And the current divides among the components, according to the resistance or the impedance of components.

Radiation – Transfer of energy from one body to another through space by electromagnetic wave phenomena.

Rating – Performance characteristic of an element or heater. Is normally expressed in power output (watts) for a specific input voltage.

Resistor – The heat-producing component of an element.

Series Circuit – Circuit in which the components are arranged end to end to form a single path for current.

Single Phase – System energized from a single alternating voltage.

Specific Heat – Heat energy in BTUs required to change the temperature of one pound of a substance by 1°F.

Specific Gravity (Gas) – Ratio of the density of a gas to the density of air at 60°F and 14.7 PSIA.

Specific Gravity (Liquid) – Ratio of the density of a liquid to the density of water at 60°F and 14.7 PSIA.

Thermal Resistance – Property that opposes the flow of heat (energy) through the material.

Terminal – Device or point at which external power is connected.

Three Phase – System energized from three substantially equal voltages that differ in phase by one-third cycle or 120°.

Volt – Unit of electrical potential. 1 volt is the amount of potential that will cause one ampere of current in one OHM of resistance $E=IR$

Watt – Unit of electrical power. One watt is equivalent to the power represented by one ampere of current flowing across the electrical potential of one volt. $(W) W=EI$

Watt Density – Output of the element or the resistor in watts per square inch of surface. On heating cable elements, watt density is expressed in watts per foot of cable.

General Heating Application Questionnaire: Part I

BriskHeat

Company: _____

Contact Name: _____

Address: _____

Phone Number: _____ Email or Fax: _____

Application: _____

Industry: _____

Is this an OEM application: Yes No

PART A: CONTAINER/OBJECT TO BE HEATED

Container/object that needs heat: _____

Dimensions of container/object: (please include attachment of drawing or sketch)

Preferred UOM: Inches mm

Cylinder:

Rectangle:

Diameter: _____ Length: _____ Length: _____ Width: _____ Height: _____

Multiple Objects with Varying Dimensions

Object Wall Thickness: _____

Are there any obstructions or clearance issues that may restrict heater placement? Yes No If yes, please provide documentation.

Material of container/object:

Steel Stainless Steel HDPE HDPE PP PVC Other (Please Specify): _____

Content name: _____ Flow rate: _____

Specific Heat: _____ Units: _____ Density: _____ Units: _____

Beginning State: Gas Liquid Solid Desired End State: Gas Liquid Solid

PART B: ENVIRONMENT

Unit of Measure: °F °C

Ambient Temperature: Maximum: _____ ° Minimum: _____ °

Environment: (Check all that apply) Indoor Outdoor Wind Speed: _____ Moisture Chemical

Hazardous-Area: Class: _____ Division: _____ Group: _____

Clean-Room: Class: _____ Other: _____

PART C: HEAT REQUIREMENTS

Unit of Measure: °F °C

Starting Content/Object Temperature: _____ °

Heat Up To: _____ ° Within _____ Hour(s)

Maintain At: _____ ° But Never Below: _____ ° And Never Above: _____ °

Will you provide insulation: Yes No Type: _____ Thickness: _____

Will it cover all surfaces: Yes No Details: _____

PART D: POWER REQUIREMENTS

Voltage: 120VAC 208VAC 240VAC 277VAC 480VAC 600VAC Other: _____

Phase: Single 3-Phase (WYE) 3-Phase (Delta) Other: _____

Frequency: 60 Hz 50 Hz DC Other: _____

Grounded: Yes No

Plug Preference: 3-prong NEMA 5-15 Bare Wire Other (Specify): _____

PART E: HEATER CONSTRUCTION REQUIREMENTS

Do you have certain product specifications that must be satisfied with this heater, or system? Yes No, please recommend

Preferred product type (heating tape, etc.): _____

Other specifications: _____

See checklists below for custom products specified:

| | | | |
|-------------|-----------------------------|-------------|-----------------------------|
| SA-05-0017U | Composite blanket design | SA-05-0043U | Aluminum foil design |
| SA-05-0018U | Custom cloth design | SA-05-0045U | Circulation heater design |
| SA-05-0022U | Custom silicone design | SA-05-0046U | Process immersion design |
| SA-05-0033U | Etched foil design | SA-05-0049U | SRW economy silicone design |
| SA-05-0041U | Cartridge heater design | SA-05-0050U | Immersion heater design |
| SA-05-0042U | Mica band and nozzle design | SA-05-0051U | Screw plug heater design |

PART F: TEMPERATURE CONTROL DEVICE REQUIREMENTS

Would you like BriskHeat to recommend a temperature control solution? Yes No

If no, please describe the temperature control device that will be used (type of sensor, model, etc.):

Distance from temperature controller to proposed heating device: _____

Do you intend to connect the temperature controller to a computer? Yes No Do not know

PART G: ADDITIONAL COMMENTS

Customer Signature: _____ Date: _____

Thank you for filling out this questionnaire. Please submit it to the factory or your local representative for a recommendation.

STANDARD TERMS AND CONDITIONS OF SALE

Sales Contract

1. Sale of any equipment, parts, or services described or referred to in any quotation, proposal, bid or similar communication at the quoted prices is expressly condition upon the terms and conditions set forth below. Any order for or any statement of intent to purchase any such equipment, parts, or service, or any direction to proceed with engineering, procurement, manufacture or shipment, shall constitute assent to said terms and conditions and a representation that the Customer is solvent. Any additional or different terms or conditions set forth in any such communication from the Customer are hereby objected to by BriskHeat and shall not be effective or binding unless assented to in writing by authorized representative of BriskHeat.

Terms

2. Customer will be invoiced for the full purchase price of equipment, parts, and services upon delivery of same. All cable shipments within $\pm 10\%$ will be considered complete.
3. Unless otherwise specifically agreed to in a writing signed by BriskHeat, full payment is due immediately from date of invoice.
4. BriskHeat reserves the right to invoice for partial shipments unless specifically stated that no partials are allowed by the Customer.
5. BriskHeat reserves the right to assess a monthly service charge of one and one-half percent ($1\frac{1}{2}\%$) of the amount of any past due invoice.

Prices

6. Prices quoted will remain in effect 60 days from date of quotation unless otherwise specifically provided.
7. Upon receipt of invoices and in accordance with the terms set forth in paragraph 3, Customer will pay BriskHeat, in addition to the purchase price, amounts equal to any and all freight charges, pallet charges, and any and all taxes, however designated, including state and local privilege, excise, sales and franchise taxes.
8. Unless specifically stated, the prices quoted by BriskHeat shall not include delivery charges.

Delivery

9. All shipping dates are subject to confirmation at the time the Customer's purchase order is received by BriskHeat and will be based on BriskHeat's shipping commitments at that time.

Time for Dispatch of Goods

10. Shipping dates are quoted in good faith. If, after receipt of the Customer's purchase order, BriskHeat shall have quoted a time which goods will be dispatched or work completed, that time shall begin to run from the date upon which BriskHeat receives all information, drawings or other material which, in its opinion, are necessary to enable it to proceed with the work. All such quoted times, shall be extended by as long as BriskHeat considers reasonably necessary if any delay in dispatching the goods or completing the work shall be due, in whole or in part, to instructions or lack of instructions from the Customer; non-delivery of material by other parties; or fire, strike, civil or military authority, war, hostilities, governmental action, foreign or domestic embargoes, seizure, act of God, insurrection, failure of suppliers to make delivery as scheduled, or any other causes whatsoever beyond the reasonable control of BriskHeat, whether affecting transportation or production of said equipment, parts or services, or any one or more components used in or connected with production of equipment, parts, or service. BriskHeat shall not be liable for any loss or damage due to any such delay in or failure to make delivery.
11. In the event that Customer in writing requests a delay in the shipping date or requests in writing deferred delivery after BriskHeat has placed Customer's order with BriskHeat's suppliers, BriskHeat shall, upon completion of such equipment, place it in storage for a reasonable length of time. After storage for a period of three (3) months, Customer's order will be shipped. In such event, the storage date shall be deemed to be the date of delivery. In the event of delayed shipping date or deferred delivery, BriskHeat reserves the right to revise the prices charged the Customer as BriskHeat, in its sole discretion, deems reasonable necessary. Orders may not be canceled except upon BriskHeat's written approval which shall be subject to the Purchaser's payment of BriskHeat's reasonable cancellation charges. Such charges shall include all reasonable costs incurred by BriskHeat in preparing to meet the Purchaser's anticipated delivery schedule. These include, without limitation, commitments by BriskHeat to its suppliers, and the cost of inventory (raw materials, work in progress, and finished goods) allocated to the Purchaser's order together with a reasonable allowance for prorated expenses and anticipated profits.
12. Unless otherwise specified, all transportation charges will be prepaid by BriskHeat and billed to the Customer. Shipment will normally be made via the most economical means and routing consistent with the handling requirements for the type of equipment involved. BriskHeat reserves the right to select the means of transportation and the routing.

Warranty

13. **Warranty.** The BriskHeat Corporation (hereinafter referred as ("BriskHeat")) warrants to the original purchaser for the period of eighteen (18) months from date of shipment or twelve (12) months from date of installation, whichever comes first, that the products manufactured by BriskHeat: (A) conform to the description and specifications as set forth in BriskHeat's current catalogue or in the quotation and drawings submitted by BriskHeat; and (B) are free from defects in materials and workmanship under prescribed use and service.

Remedy. BriskHeat's obligation and the exclusive remedy under this warranty shall be limited to the repair or replacement, at BriskHeat's option, of any parts of the product which may prove defective under prescribed use and service within eighteen (18) months from date of shipment or twelve (12) months from date of installation, whichever comes first, and which, following BriskHeat's examination, is determined by BriskHeats to be defective under conditions described herein: provided, BriskHeat has, at its option, a representative of BriskHeat present at start-up. BriskHeat shall not be liable for any incidental, consequential or special damages arising from any breach of warranty, breach of contract, negligence, or any other legal theory, including but not limited to, loss of use of parts or equipment or any associated equipment, cost of capital, cost of any substitute equipment, facilities or services, overhead, downtime costs, or claims of customer of purchaser for such damages. This remedy does not include labor costs for installation or removal of the equipment or parts covered by this warranty, and BriskHeat shall not be responsible for such labor costs.

Limitation. This warranty shall not apply to any product or part thereof which has been subject to accident, negligence, alteration, damage during shipment, improper service, abuse, or misuse, including but not limited to use beyond rated capacity. BriskHeat makes no warranty whatsoever with respect to accessories or parts not supplied or manufactured by BriskHeat. BriskHeat's obligation under this warranty shall be conditioned upon BriskHeat's receiving written notice of any defect within fifteen (15) days after its discovery, and, at BriskHeat's option, return of such equipment or parts prepaid to its factory at 4800 Hilton Corporate Drive, Columbus, Ohio 43232.

Disclaimer. **BRISKHEAT MAKES NO WARRANTY WHATSOEVER, EXPRESS OR IMPLIED, EXCEPT AS IS EXPRESSLY SET FORTH ABOVE. NO AGENT, EMPLOYEE OR REPRESENTATIVE OF BRISKHEAT HAS ANY AUTHORITY TO BIND BRISKHEAT TO ANY AFFIRMATION, REPRESENTATION OR WARRANTY COVERING THE SALE OF ANY PRODUCT, AND UNLESS SUCH AFFIRMATION, REPRESENTATION OR WARRANTY MADE BY AN AGENT, EMPLOYEE OR REPRESENTATIVE IS SPECIFICALLY ENDORSED IN WRITING BY BRISKHEAT, IT SHALL NOT BE ENFORCEABLE BY ANY BUYER. BRISKHEAT MAKES NO EXPRESS OR IMPLIED WARRANTY OF MERCHANTABILITY AND NO EXPRESS OR IMPLIED WARRANTY OF FITNESS FOR PARTICULAR PURPOSE, EXCEPT AS IS EXPRESSLY SET FORTH ABOVE. BriskHeat SHALL NOT BE LIABLE FOR CONSEQUENTIAL, INCIDENTAL OR SPECIAL DAMAGES.**

This warranty allocates risk between the purchaser and BriskHeat as authorized by the Uniform Commercial Code and other applicable law.

Returning Of Product

14. Authorization and shipping instructions for the return of any product must be obtained by the Purchaser from BriskHeat before returning the product. Product must be returned with complete identification in accordance with our return goods authorization instructions or it will be refused and returned at Purchaser's expense. If a Purchaser requests authorization to return product for reasons of his/her own, a restocking charge will apply. No returned goods will be restocked for credit if not a stock item.

Cancellation

15. Following BriskHeat's receipt of the Customer's purchase order, such order may not be cancelled without the written consent of BriskHeat. BriskHeat shall have the absolute right to cancel and refuse to complete the order:
 - (1) if, at any time, all terms and conditions governing this order are not strictly complied with by the Customer.
 - (2) if, the Customer shall make or offer to make any arrangement or composition with creditors or commit any act of bankruptcy, or if, being a limited company, the Customer shall go into liquidation, whether compulsory or voluntary, not being a voluntary liquidation for the purpose of amalgamation or reconstruction, or suffer the appointment of a receiver if its undertaking, property or assets of any part thereof,
 - (3) if, at any time, the Customer becomes bankrupt, or insolvent, or, if legal process shall be levied upon any of Customer's property, or,
 - (4) if the Customer fails to post security within twenty-one (21) days after BriskHeat has requested same based on a good faith-doubt of the Customer's ability to make prompt payment. In the event of such a cancellation, and without prejudice to BriskHeat's other remedies, BriskHeat shall have the right to indemnification for any or all cost incurred to the date of cancellation in performing the order (including the cost of any engineering studies and/or special patterns) and for the loss of profit resulting from such cancellation. BriskHeat shall have the right, at its option, to waive its rights to indemnification with regard to any item scheduled for completion within sixty (60) days following the date of cancellation and to complete such items and request full payment for same. BriskHeat shall have no responsibility or liability to the Customer except for the return of any excess of the Customer's partial payments on the order less the foregoing costs and loss of profit.

Substitutes and Modification

16. BriskHeat may modify or substitute goods provided the modified or substituted goods comply with applicable specifications.

Inspection and Acceptance

17. The goods covered by this contract shall be deemed finally inspected and accepted within two (2) weeks from the date of shipment unless written notice of rejection or any claim is delivered to BriskHeat within that period. Acceptance as aforesaid shall constitute acknowledgment of full performance by BriskHeat of all its obligations hereunder except as further stated under the paragraph entitled "Warranties," "Remedies" and "Damages".

Contract

18. In accordance with paragraph 1 above, these Standard terms and Conditions are intended by the parties as a final expression of their agreement and as complete and exclusive statement of the terms of any agreement. No agent, employee, or representative of BriskHeat has any authority to bind BriskHeat to any affirmation representation or warranty concerning the product sold other than as stated in these Standard Terms and Conditions.
19. Any agreement between BriskHeat and Customer can be modified or rescinded only by a writing signed by both of the parties or their duly authorized agents.
20. Remedies of Customer provided herein are the exclusive and sole remedies of Customer.

Correction of Errors

21. BriskHeat reserves the right to correct any obvious errors in specifications or prices.

BriskHeat Company Timeline

1949 "Briscoe Manufacturing Company" Launched Heating Tapes

1950 Launched Cloth Heating Jackets

1957 Launched Silicone Rubber Extruded Tapes, Blankets, and BSAT Heating Tapes with Controllers

1971 Utilized PTFE and Silicone Coating on Products

1972 Launched Heating Cable

1977 Launched Silicone Rubber Drum Heaters and ACR Composite Hot Bonders

1981 Acquired "BriskHeat" Registered Trademark

1999 Patent Issued for Grounded Heating Element

2001 Opened US Call Center

2005 Launched Wrap-Around IBC/Tote Tank Heaters

2006 Launched HSAT Silicone Rubber Heating Tape with Adjustable Thermostat Control

2008 Opened Online Store

2009 ISO9001:2008 Quality Management Certification for BriskHeat USA

2010 Opened BriskHeat Vietnam Production Facility

2011 Opened Taiwan Sales Office

2012 ISO9001:2008 Quality Management Certification for BriskHeat Vietnam

2014 Opened BriskHeat Shenzhen Sales Office

2015 Opened France and Germany Sales Offices

2016 Moved Global Headquarters and Manufacturing to 4800 Hilton Corporate Drive, Columbus OH 43232

2017 Named to Inc. Magazine's 5000 list of Fastest Growing Private Companies in America


2018 Became part of NIBE Industrier AB

2019 Launched LYNX® Temperature Control System
Launched ATEX Drum, Tote Tank Heaters, and Bottle Warmers

2020 ISO 14001:2015 was achieved

2021 Launched Silver-Series 2
Named to 101 Best Ohio Industrial Manufacturing Companies

2022 Opened BriskHeat Costa Rica Production Facility



BriskHeat®

International Locations

US Worldwide Headquarters

4800 Hilton Corporate Drive
Columbus, Ohio 43232
800-848-7673
614-294-3376
bhtsales1@briskheat.com

Costa Rica

Alajuela City
San Antonio de Alajuela
Province, Costa Rica
(Manufacturing Only)

Vietnam

Long Binh Ward Bien Hoa
Dong Nai Province, Vietnam
(Manufacturing Only)

China

Shenzhen
+86 755-2519-2767
Mianyang/Wuhan/Xiamen
+86 177-2253-9196

Taiwan

Hsinchu
+886 3-667-6778

Europe

France
+ 49 152 57054916
Germany
+49 151 21666127

For a list of BriskHeat's worldwide sales offices,
distribution partners, and sales representatives,
please visit www.briskheat.com/locations