


BriskHeat[®]

Corporation



EDITION
15

800-848-7673

614-294-3376

BriskHeat.com

BriskHeat[®] Core Technology

Knitted & Braided Heating Element



Features & Benefits

- Multi-stranded resistance wire is exceptionally flexible for maximum durability
- Braided insulating material offers high dielectric strength and is ideal for countless conditions
- Knitted element has excellent temperature uniformity and tremendous strength
- Variety of outer materials (silicone, high-temperature cloth...) produce heating products perfect for many environments
- Optional 360° braided ground shield offers 100% ground coverage for your safety

Your Heating Specialist Since 1949

Industries We Serve.....	5
How to Order	11
Product Highlights	12

Heating Cable & Wire


Self-Regulating Heating Cable

Introduction to Self-Regulating Heating Cable.....	20
SpeedTrace & SpeedTrace Extreme Pre-Assembled Self-Regulating Heating Cable	21
SpeedTrace Roof & Gutter De-Icing Kits.....	23
Self-Regulating Cut-to-Length Heating Cable Selection Guide	25
SLCBL Self-Regulating Heating Cable	26
SLMCBL Mid-Temperature Self-Regulating Heating Cable.....	28
SLHCBL High-Temperature Self-Regulating Heating Cable	30
End of Circuit LED Monitor Light Kit.....	32
SLCBL/SLMCBL/SLHCBL Connection/Termination Kits	33
SLCBL Connection/Termination Kits.....	34
SLCAB Self-Regulating Heating Cable.....	36
SLMCAB Mid-Temperature Self-Regulating Heating Cable	38
FM Approved SLCAB/SLMCAB Connection/Termination Kits.....	40
CSA Approved SLCAB/SLMCAB Connection/Termination Kits	42
ATEX Approved SLCAB/SLMCAB Connection/Termination Kits.....	43
Junction Boxes & Monitor Light Kits.....	43



Constant-Wattage Heating Cable

Introduction to Constant-Wattage Heating Cable	44
Constant-Wattage Heating Cable Selection Guide	45
FE General-Purpose Constant-Wattage Heating Cable	46
KE Harsh Environment Constant-Wattage Heating Cable	47
KM Constant-Wattage Heating Cable	48
KK Constant-Wattage Heating Cable	49
FE Connection/Termination Kits.....	50
KE/KM/KK Connection/Termination Kits	50
Heating Cable Accessories.....	51
Mineral-Insulated Heating Cable	52
INSUL-LOCK® Flexible Closed Cell Pipe Insulation	54
RWK/RWF/RWG Resistance Wire.....	56



Heating Tapes/Cords

Introduction to XtremeFLEX® Heating Tapes & Cords.....	60
XtremeFLEX® Heating Tapes & Cords Selection Guide	61
XtremeFLEX® Silicone Rubber Heating Tapes	62
RKF/RKH XtremeFLEX® Long-Length Silicone Rubber Heating Tapes.....	64
RKP XtremeFLEX® Silicone Rubber Heating Tapes with Preset Thermostat	65
XtremeFLEX® Silicone Rubber Heating Tapes with Adjustable Thermostat Control.....	66
XtremeFLEX® Silicone Rubber Heating Tapes with Time Percentage Control.....	68
CTL XtremeFLEX® Cut-to-Length Silicone Rubber Heating Tapes.....	69
XtremeFLEX® Insulated Cloth Heating Tapes	70
B00/BW0 XtremeFLEX® Standard Insulated Cloth Heating Tapes	72



BIH/BWH/BIH-G/BWH-D/BIHE XtremeFLEX® Heavy Insulated Cloth Heating Tapes	73
RH Plastic Bending Strip Heaters.....	75
HTC/HWC/HTCE XtremeFLEX® Heating Cords	76
Temperature Controllers & Accessories for Heating Tapes	78



Heating Blankets

Silicone Rubber Heating Blankets

Heating Blanket Selection Guide.....	80
Introduction to Heating Blankets.....	82
Examples of Silicone Rubber Heating Blanket Applications	83
SRL/SRP Heavy-Duty Silicone Rubber Heating Blankets	84
SRL/SRP/SRM Heavy-Duty Silicone Rubber Heating Blankets with Control.....	86
SRW Standard-Duty Silicone Rubber Heating Blankets	88
SRX Hazardous-Area Silicone Rubber Heating Blankets	90
SR Extra-Flexible Silicone Rubber Heating Blankets	91



Specialty Heating Blankets

TSREH Enclosure Heaters.....	92
Introduction to Hopper Heating Solutions	93
Silicone Rubber Hopper/Custom Heater Options	94
MCH Metal Clad Hopper Heaters.....	95
FGH/SXH High-Temperature Heating Blankets	96
Etched Foil Heaters.....	97
Aluminum Foil Heaters.....	98
Temperature Controllers & Accessories for Heating Blankets.....	99



Cloth Heating Jackets & Insulators

Heating Jacket Options.....	102
Cloth Heating Jackets & Insulators	104
Cloth Heating Jackets	105
Cloth Jacket Design Options.....	106
Performance+ Heating Jackets.....	108
Components for OEMs & End Users.....	109
Custom Wet-Area Cloth Heaters & Insulators	110
WSP WinterShield™ Freeze Protection Heated Pockets.....	112
Cloth Jacket Insulators.....	114
Silver-Series 2 Insulators	115



Container Heaters

Drum & Pail Heaters

Introduction to Drum/Pail Heaters	120
Drum/Pail Heaters Selection Guide.....	121
Silicone Rubber Drum/Pail Heaters – Heavy Duty & Extra-Heavy Duty	122
Silicone Rubber Drum/Pail Warmers	124
Silicone Rubber Drum/Pail Heaters.....	125
Hazardous-Area Rated Silicone Rubber Drum Heater	126



General-Purpose Full-Coverage Drum/Pail Heaters & Insulators	128
Wet-Area Full-Coverage Drum/Pail Heaters & Insulators	131
Drum Immersion Heaters	133
ATEX Full-Coverage Drum Heater	134

Tote Tank/IBC Heaters

General-Purpose Wraparound Tote Tank/IBC Heaters & Insulators	135
Wet-Area Wraparound Tote Tank/IBC Heaters & Insulators	137
Tote Tank/IBC Immersion Heaters	139
ATEX Wraparound Tote Tank/IBC Heaters	140
Silicone Rubber Tote Tank/IBC Heaters & Control	141
Gas Cylinder Warmers	142
ATEX Gas Cylinder Heaters	144



Temperature Controllers & Sensors

Temperature Controllers Selection Guide	146
---	-----

PID Digital Temperature Controllers

LYNX® PID Temperature Control System	148
LYNX® PID Temperature Control System Operator Interface (OI)	150
LYNX® Components	151
LYNX® PID Temperature Control Sets	155
MPC2 Multi-Point Digital PID Temperature Control Panel	157
SDX Digital PID Benchtop Temperature Controller	160



Digital Temperature Controllers

SDC Digital On/Off Benchtop Temperature Controller	161
SDCE Digital On/Off Benchtop Temperature Controller	162
HL101 Digital Temperature Limit Controller	163
Temperature Controllers with Heater Bundles	164
TC4000 High-Capacity Wet-Area Digital Temperature Controller	165
TC4X Digital Temperature Controller in NEMA 4X Enclosure	166
BH-330 In-Line Temperature Controller & BH-310 Remote Control	167
BH-510 & BH-610 Outdoor Digital Controllers with Fast-Adaptive-Tuning	168
TTD Digital On/Off Thermocouple Temperature Controller	170
ATEX Hazardous-Area Digital Controller with Limiter	171
BH2100 Smart Controller	172



Analog Temperature Controllers

TD101 Automatic On/Off Thermostat Control	173
TB110 Hazardous-Area Bulb & Capillary Temperature Controller	174
TB261N Ambient Sensing Capillary Temperature Controller	175
TB250N All-Purpose Bulb & Capillary Temperature Controller	176
TB4000 High-Capacity Bulb & Capillary Temperature Controller	177

Miscellaneous Temperature Controllers & Accessories

TSO Portable Bulb & Capillary Temperature Controller	178
TPO Portable Time Percentage Controller	179
Power Plugs & Connector Information	180
Standard Sensor Options	181



Heating Mantles & Beakers

Heating Mantles for Laboratory Flasks	184
Metal-Housed Heating Mantles	185
Cloth Heating Mantles for Ring Stands	187
Tabletop Cloth Heating Mantles	190
Silicone Rubber Beaker Heaters	191



Composite Curing

ACR® 3 Hot Bonder	194
ACR® MiniPRO™ Hot Bonder	197
ACR® 3 & ACR® MiniPRO™ Accessories	199
Tabletop Composite Curing Controller	200
Composite Curing Heating Blankets	201
Silicone Rubber Composite Curing Heating Blankets	202
Silicone Rubber Composite Curing Heating Blankets with Vacuum Seal	204
Radome Composite Curing Heating Blankets	205
High-Temperature Composite Curing Heating Blankets	206
Plugs for Composite Curing Heating Blankets	207
Aircraft Non-Destructive Testing (NDT) Kits	208
Hot Air Gun Curing System	210
Vacuum Curing/Debulking Table	211
Vacuum Bagging Materials	214



Mica, Cartridge, & Immersion Heaters

Mica Heaters	216
Mica Band & Nozzle Heaters	217
Ceramic Strip Heaters	219
Cartridge Heaters	221
Immersion Cartridge Heaters	226
Screw Plug Immersion Heaters	227
Screw Plug Heater Selection Guide	228



HVAC/Plumbing

Hot Water Heater Elements & Tune-Up Kits	230
SureStart Compressor Soft Starters	231
Crankcase Heaters for HVAC/R Compressors	232
HotBelt™ Wraparound Refrigerant Jug Warmer	233
Evapoway™ Tubular Condensate Evaporator Pans	234
Evapoway™ PTC Condensate Evaporator Pans	236



Appendix

Glossary of Terms	239
Heating Application Questionnaire	240
Terms and Conditions	242

Aerospace/Aviation

Bird strikes, rock damage, and stress fractures are common causes of aircraft damage. BriskHeat's composite curing solutions, such as hot bonders and silicone rubber heating blankets allow for fast and easy repairs to aircraft composite pieces. Using the easily transportable ACR® series hot bonders and a properly sized silicone rubber heating blanket, these repairs can be made on-site without removing or shipping pieces out. This reduces AOG time. Radome curing blankets are available for all aircraft models. BriskHeat can also help with moisture detection in elevators and other aircraft components. Using BriskHeat NDT kits, end-users can perform these tests without damaging the component being tested. Freeze protection products such as heating cable and insulators are utilized in airport hangers. Wet-area cloth heaters are used to maintain the accuracy of temperature sensitive instruments.



Agriculture/Farming/Ranching

Agriculture and ranching are two examples of industries concerned with freeze protection. BriskHeat's self-regulating heating cable and silicone rubber heating blankets easily prevent freezing of water lines, tanks, and troughs used for irrigation and livestock watering. These can also be used to increase crop yields and extend growing seasons by heating soil or providing heat for seed germination. And BriskHeat has a full line of wet-area/outdoor-rated cloth heating blankets too. Harvesting and bottling honey is faster and easier when container heaters are used to reduce viscosity. Apiaries are capable of higher production when honey is extracted using heaters on the spinning equipment. Ranchers can use safe, low-temperature heaters to provide warmth in areas inhabited by newborns.



Analytical Instrumentation/Laboratory

BriskHeat's laboratory and heating products can heat everything from small analytical instruments to large gas chambers. Our off-the-shelf heating solutions provide energy efficiency, rapid heat-up time, high-temperature capabilities, and temperature control to meet the needs of each application. Heaters are used for evaporating liquids in samples, promoting chemical reactions, distillation, and sterilization. Common BriskHeat solutions include heating tapes, heating cords, mantle heaters, beaker heaters, heating blankets, temperature controllers, and a high-limit cutoff controller. There is even a hard-sided mantle with built-in stir bar.



Asphalt/Concrete

Asphalt or bitumen is a thick petroleum-based product mixed with aggregate such as stone. Manufacturers must maintain their asphalt's working temperatures between 200-300°F (90-150°C) to ensure thorough mixing. Constant-wattage heating cable for pipes and silicone rubber heating blankets for vessels help asphalt manufacturers maintain the required heating level. Concrete manufacturers often use products called admixtures and water as parts of their mixing process. These products may be stored in 55-gallon drum or IBC/tote tanks and must stay warm to ensure proper setting of the material. BriskHeat's full line of drum heaters and IBC/tote tank heaters are used to maintain the temperature. Immersion heaters can preheat mixing water to offset cold temperatures of concrete stored outdoors in winter.



Chemical Processing/Extractions

Chemical Processing companies must often lower the viscosity of chemicals such as polymers and resins to enhance flow efficiency. Common products to solve viscosity issues, include BriskHeat's heating cable, IBC/tote tank heaters, drum heaters, and silicone rubber container heaters. Constant wattage heating cable is especially popular to keep chemicals at elevated temperatures, sometimes several hundred degrees, while flowing through pipes. Heating tapes, insulators, and mantle heaters are utilized in distillation and extraction processes to refine natural herbal products used in liquid preparations. Silicone rubber heating blankets are often installed on speed dryers and hoppers to dry and dispense bulk solid chemicals. They are also used around mixing chambers to maintain chemical reactions or provide for more homogeneous mixing.



Composites/Epoxies/Resins

Composite panels may consist of prepreg sheets, trimmed to fit in forms, but may also be layers of fiberglass, cloth, and resin. Easily heat and compress composite parts in one step with BriskHeat's vacuum/debulking table. Its single set-up greatly reduces overall time and cost associated with traditional debulking and autoclave curing of composite materials. Vacuum is used to remove gases escaping from the material and ensure the materials conform to the desired shape. The ramp/soak temperature controller is used to follow the heating cycle programmed by the operator for curing the material. Heated tables are used in both prototyping and manufacturing. BriskHeat's ACR® and silicone rubber blankets are perfect for curing adhesives required to bond parts together in assembly applications. And blankets are highly flexible to accommodate unique shapes.



Construction

Freeze protection can be an area of concern in the Construction Industry. Easily prevent water lines and tanks from freezing with BriskHeat's self-regulating heating cable and silicone rubber heating blankets. Self-regulating heating cable can be used to melt snow and ice on structures. Heaters can be used to warm batteries on heavy construction machinery as well as containers of caulk, putty, and spray foam for easier use. Improve weld quality with BriskHeat heaters to preheat pipes prior to welding. And Insul-Lock® foam insulators reduce heat loss and save energy.



Consumer/Residential

BriskHeat offers roof and gutter heating cable kits that can be installed to prevent snow and ice build-up on homes, garages, barns, and other structures. Home hobbyists use BriskHeat heaters for everything from home brewing to melting wax for candles. Heating tapes prevent exterior water pipes and rain barrels from freezing. Insul-Lock® foam insulators are designed for safety as well as energy efficiency. Flat panels can be cut to fit around duct work. Pipe insulators fit securely around pipes; with special shapes to insulate tees and elbows.



Cosmetics/Personal Care

Process heating and viscosity control are especially important to the cosmetic and personal care industries. BriskHeat provides silicone rubber and custom cloth heaters to ensure proper melting, emulsifying, blending, and container filling of creams and lotions. Heating tapes and insulators are used to heat interconnecting piping to reduce or maintain low viscosity as fluids are transported between processing machines. Other heaters are used to remove moisture from powders. These systems can be easily controlled with BriskHeat's multi-zone temperature control equipment. Laboratory heaters such as Griffin beaker heaters, round bottom flasks, and other mantle heaters, are used by our customers during the product development phase or for quality monitoring.



Energy/Power Generation

BriskHeat heaters maintain steam temperature and pressure required to drive the turbine in Cogeneration Power Plants. Condensation is a concern for waste-to-energy and coal-burning generators that use hopper systems to capture fly-ash during the burning process. BriskHeat offers a full line of both metal-clad and silicone rubber heaters which will both solve the condensation issue and meet all regulatory requirements. Mineral Insulated (MI) cable, capable of heating temperatures up to 1832°F (1000°C) can heat steam in methane reformation to produce hydrogen. Compressor soft starters are used in residential solar power systems to prevent current overload. As demand increases for battery or fuel cell powered vehicles, BriskHeat's products will be part of the solution.



Food & Beverage Processing

Food Processing companies need to prevent condensation, so food preparation areas are not contaminated. BriskHeat's silicone rubber heating tapes and blankets will create temperature equilibrium, thus eliminating condensation. In applications where ingredients must be heated to reduce viscosity, BriskHeat's IBC/tote tank heaters, drum heaters, heating cable, and silicone rubber heating blankets can be utilized. These can also be used to melt shortening, wax, chocolate, and similar ingredients. BriskHeat's high-temperature heaters produce steam for food preservation, sterilization, and pasteurization. Aluminum foil heaters are perfect for restaurants to keep food hot until ready to be served. Anti-condensate pans evaporate water caused by condensation in coolers and display cases.



Gas Handling

Gas Handling/Processing companies use gas cylinders to store and dispense many types of gas. BriskHeat's gas cylinder warmers are used by consumers to increase the cylinders' temperature and maintain the proper gas pressure. This allows a much higher percentage of the gases to dispense. Both general-purpose and hazardous-area rated warmers are available. Custom cloth heating jackets prevent gases from condensing. This prevents corrosion that can clog nozzles, contaminate processes, and change gas properties. Heaters are often utilized in outdoor equipment for gas analysis. They can also be used to control vaporization of liquid fuels such as propane, butane, and natural gas.



Gas & Oil

Secondary oil recovery requires heated steam to extract thicker deposits or deeper reserves. Mineral Insulating (MI) cable is a perfect high-temperature, outdoor heating solution used in the Oil & Gas industry. Oil companies often require freeze protection for their pipelines containing oil and other liquid by products. To protect these lines, they use BriskHeat's self-regulating heating cable. It is easy-to-install, extremely rugged, has long circuit lengths up to 660 ft (201 m) and rated for use in hazardous areas. They may use silicone rubber blankets and custom cloth heating jackets on vessels for viscosity control. Heating tapes and cables are also used to prevent condensation in gas lines.




Heavy Industry/Mining

Heavy industry is characterized as manufacturing operations requiring large machines. Often these operations are related to metal processing, foundries, mining, or other enterprises that are classified as hazardous environments. BriskHeat hazardous-area blankets, cables, and controllers can be used in the harshest environments where dust and combustible gases may be present. Heaters are used to keep batteries warm for quick starting of machines. Self-regulating cable is often used for freeze protection and viscosity reduction of process fluids and lubricating oils. High-temperature heaters mounted to conveyor systems are used for removing moisture from ore. Outdoor controllers are built rugged to resist vibration.



HVAC

HVAC contractors and technicians routinely need BriskHeat products to complete daily tasks. Examples include jug warming to keep refrigerant warm during servicing, compressor soft starters to reduce inrush current, water heater elements for replacements, and blankets for emergency de-icing. Crankcase heaters are used on compressors, heat pumps, and chillers to prevent condensation. Additionally, BriskHeat offers condensate evaporation pans that are perfect for roof mounted air conditioning units or other areas where drain lines are not available. Insul-lock foam insulators can be used on hot water pipes and ductwork to reduce heat loss and save money.



Injection Molding/Plastics/Rapid Prototyping

Many injection molding operations melt plastic pellets into a liquid before injecting them into plastic-forming molds. BriskHeat's band and cartridge heaters are a popular choice in this application. They have very high-watt densities, high-temperature capabilities, exceptional heat transfer, and can be made in hundreds of sizes and configurations to meet unique requirements. 3D printers allow for rapid prototyping of parts from various polymers supplied as ground pellets or continuous filaments. Not only do the deposition nozzles require heat, but many of the materials require heated printer beds to produce quality parts. BriskHeat's etched foil or silicone rubber heaters can replace OEM heaters or add heat to older machines.



Life Science/Medical/Pharmaceutical

BriskHeat etched foil heaters are used in incubators for maintaining body temperature and growing petri-dish samples. They are used in medical equipment for operations such as heating fluids, processing samples, and sterilizing instruments. BriskHeat lab equipment heaters such as flask heaters, beaker heaters, and cords have allowed for research and development of critical preparations such as medicines and vaccines. Hard-sided mantle heaters with magnetic stirrers provide for more homogeneous preparations. Silicone heaters and temperature controllers are used for small batch pharmaceutical manufacturing. Our HL101 High-limit cutoff adds safety to heating operations.



Manufacturing

BriskHeat's products are used for a wide variety of applications in both light and heavy manufacturing companies. Immersion heaters can be inserted into tote tanks, drums, and other containers for freeze protection or heating of contents. Surface heaters are used on vessels and hoppers to reduce the viscosity of lubrications, heat metal surfaces for annealing or welding preparation, facilitate chemical reactions, dry solids, distill liquids and so much more. Our insulators are used by companies to reduce energy costs and provide more consistent results on manufactured products. BriskHeat's wide variety of product offerings allow us to customize a solution to specific surface heating application needs.




Paper & Pulp Mills

Paper & Pulp and Packaging manufacturers often use enzymes and glue that are stored in IBC/tote tank containers. BriskHeat's IBC/tote tank heaters can help maintain the proper temperature so they can be effectively pumped to the plant location for use. Drum and immersion heaters are used to heat fluids stored in unheated areas up to the required use temperatures. Heating tapes and jackets can help to reduce moisture in fuel and process gases to dry paper. Many packaging applications require heat to complete the process, and cartridge heaters are a popular choice. They are used to heat-seal plastics around the product.



Semiconductor, Flat Panel, & Photovoltaic/Solar

Semiconductor, Flat Panel, and Photovoltaic/Solar companies use custom cloth heating systems on gas delivery, foreline, and exhaust pipelines to prevent condensation which could cause clogging. BriskHeat cloth heating jackets are designed to provide precise heat and insulation, are easy to install and remove, and have exceptional longevity and durability. They meet SEMI S2 standards and can be used in Class 10 and Class 100 Cleanrooms. When used with a LYNX® temperature control system, maintenance costs are decreased, and production is increased through superior temperature uniformity.



Transportation

BriskHeat's ACR® hot bonder paired with flexible silicone rubber blankets are used during the manufacturing of boats, transit vehicles, cars, and aviation equipment. Blankets cure adhesives used to seal windows in boats. They are also ideal for repairing cracks in fiberglass and resin parts utilized in various vehicles. Container heaters are capable of slowly heating epoxies and resins stored at lower temperatures. Vacuum curing and debulking tables are used to make prototype parts, in production manufacturing, and repair damaged pieces. Resistance wire heaters can prevent ice from forming on rail tracks under bridges.



Water/Wastewater Treatment

Wastewater is a by-product of many industrial processes such as refining, gas conditioning, sewage treatment, food processing, and more. Wastewater Treatment Facilities (WWTFs) often need to protect various components within their facilities against freezing conditions. BriskHeat's self-regulating heating cable or silicone rubber heating blankets, help to prevent water in tanks, pipes, and vessels from freezing. Dehydration or dewatering of the sludge removes most of the mechanical water which is further processed and returned to the environment. Heaters can be used to evaporate water to decrease the volume to be treated. Waste liquids can be used as fuels for incineration of solids. Nozzle heaters and heating tapes reduce liquid viscosity for more effective heating and Silver Series 2 Insulators are easily installed and removed, and suitable for outdoor use. Plants producing sustainable fuels such as landfill or biogases use heat to prevent condensation after the water is removed for treatment.



Ordering Information

EASY WAYS TO ORDER

1. Contact your local distributor. Check BriskHeat.com to locate a local distributor.
2. Call BriskHeat® at 800-848-7673 or 614-294-3376. We have a staff of application specialists to solve your unique needs.
3. Order online at BriskHeat.com - 24/7.

Solving thousands of worldwide heating applications for more than 70 years!

PAYMENT TERMS

Credit Card Options



Net 30 Option

Net 30 Terms are available to qualified companies. Please contact your Account Manager for additional details.



**Visit us online at BriskHeat.com to view
our DEMONSTRATION & HOW-TO VIDEOS**

Follow Us On



BriskHeat Video Channel

www.youtube.com/BriskHeat



www.facebook.com/BriskHeatCorp



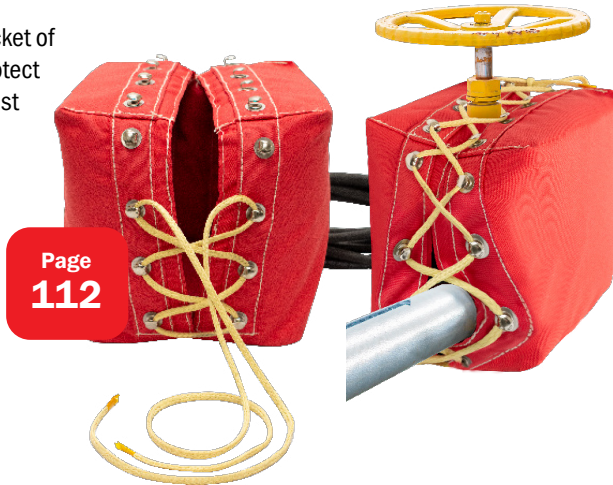
www.linkedin.com/company/2692976



www.twitter.com/BriskHeat

WinterShield™ Freeze Protection Heated Pockets

- Creates a pocket of warmth to protect devices against extreme cold



Page
112

Wet-Area Wrap-Around Tote Tank/IBC Heaters & Insulators

- Extra-durable, water resistant design for outdoor/indoor use and wash-down environments



Page
137

SDX Digital PID Temperature Controller

- 4-key touch pad interface
- Affordable, compact



Page
160

Drum Immersion Heaters

- Maximum thermal efficiency – Twice the heat-up rate compared to standard wrap-around heaters



Page
133

TC4000 High-Capacity Wet-Area Digital Temperature Controller

- Suitable for outdoor, indoor, or washdown industrial environments
- Ideal for applications up to 60 amps



Page
165

Wet-Area Full-Coverage Drum/Pail Heaters & Insulators

- For indoor/outdoor use and wash-down environments – IP54
- Insulated, full-coverage design



Page
131

BH-510/610 Outdoor Digital Controller with Fast-Adaptive-Tuning



- Outdoor and wet-area use
- 4-key touch pad interface

XtremeFLEX® Silicone Rubber Heating Tapes with Adjustable Control

- Extremely flexible — Heats a wide range of objects quickly




XtremeFLEX® Long-Length Silicone Rubber Heating Tapes

- Exceptional flexibility and durability
- Standard lengths up to 200 ft (61 m)




Aluminum Foil Heaters

- Low cost solution
- Custom shapes and sizes



Etched Foil Heaters

- Ultra-thin profile
- High-watt densities
- Uniform heat distribution
- Very fast thermal response time



LYNX® PID Temperature Control System

- PID temperature control system comprised of up to 1,024 zones.
- Easy to use Operator Interface



Page
148

Mica Band & Nozzle Heaters

- High-Temperature Heaters for cylindrical surfaces
- Available in one-piece or two-piece construction along with a variety of diameters, widths, voltages, and wattages clamp styles and power connections



Page
217

Cartridge Heaters

- Swaged for greater thermal conductivity, making them very efficient.



Page
222

HL101 Digital Benchtop Temperature Limit Controller

- Provides high-limit cutoff protection
- Plug-and-play benchtop design



Page
163

XtremeFLEX® Insulated Cloth Heating Tapes

- Exceptional flexibility and durability
- Rapid thermal response



Page
70

End of Circuit LED Monitor Light Kits

- Super bright green or red LED lights
- Approved for ordinary and hazardous-area locations



Page
32

Screw Plug Immersion Heaters

- Ratings and sizes other than those listed are available
- Brass, steel, or stainless steel screw plugs in 1", 1¼", 2", and 2½" sizes



Page
227

Silicone Rubber Heating Blankets

- Thin, low-profile, silicone blankets with single to three-strand resistance wire



Page
88

Insul-Lock® Flexible Closed Cell Pipe Insulation

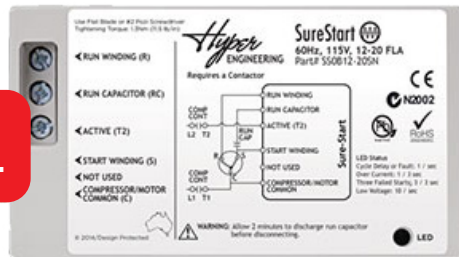
- Flexible closed cell pipe insulation
- Mold and mildew resistant non-porous, fiber-free foam insulation



Page
54

SureStart Compressor Soft Starters


- Reduces inrush start-current by up to 70%
- Single or three phase



Page
231

Crankcase Heaters

- Flexible and easy to install
- Rapid heat-up



Page
232

Evapoway Anti-Condensate Pans

- Eliminates condensation water in commercial refrigeration, HVAC, and vertical transportation (elevators)



Page
234

Hot Water Heater Replacement Elements

- Replacements for most brands, including common AO Smith/Apcon
- Simplifies electric water heater diagnostics and repair



Page
230

Silver-Series 2 Insulators

- Removable and reusable - Easy to install
- Configurable system for a wide range of pipe and tank systems



Page
115



ATEX Hazardous-Area Heating

- Ideal for a wide range of hazardous-area drum heating applications - ATEX gas and dust
- Fully insulated and water resistant - Suitable for use in outdoor or wet environments - IP65 rated

Page
134

ATEX Hazardous-Area Digital Controller with Limiter

- ATEX certified for hazardous areas
- Controller and limiter in one enclosure



Page
171

XtremeFlex® Heating Cords



Page
76

- High-temperature grounded, CE approved
- Designed for use on small tubes, vessels, or any application where space is limited

Heavy-Duty Silicone Rubber Heating Blankets with Control

- Built-in adjustable temperature control
- Mid-temperature design will not overheat contents



Page
86

Heating Mantles for Laboratory Flasks

- Uniform heat distribution for round bottom flasks – Temperatures up to 842°F (450°C)

Page
184



Silicone Rubber Beaker Heaters

- Provides even heat for Griffin and standard beaker heating applications
- Grounded, CE approved

Page
192



ACR® 3 Hot Bonder

- Full-color touchscreen interface
- Dual vacuum system – built-in electric pump and vacuum venturi for each zone

Page
194



Vacuum Curing/Debulking Table

- Heat and vacuum in one easy step for debulking and curing composite parts
- Single setup greatly reduces overall time and cost associated with traditional debulking and autoclave curing



Page
211

MPC2 Multi-Point Digital PID Temperature Control Panel

- Fully configurable for enclosure material, sensor type, voltages, alarms, communication, and safety options
- Configure with one to dozens of zones



Page
157



Cloth Heating Jackets

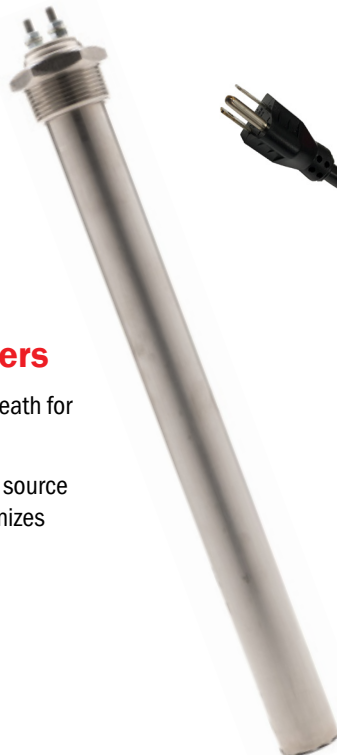
- Long service life. BriskHeat's typical heating jacket life is 10+ years.
- Easy on-off installation with durable and reusable hook & loop fasteners

Page
110

Page
226

Immersion Cartridge Heaters

- 316 stainless steel sheath for corrosion resistance
- Fine wire internal heat source close to sheath, maximizes heat transfer



SpeedTrace Self-Regulating Heating Cable

- Automatically adjusts heat output based upon surface temperature
- Can be safely overlapped and insulated



Page
21

HEATING CABLE & WIRE



BriskHeat®

INTRODUCTION TO SELF-REGULATING HEATING CABLE

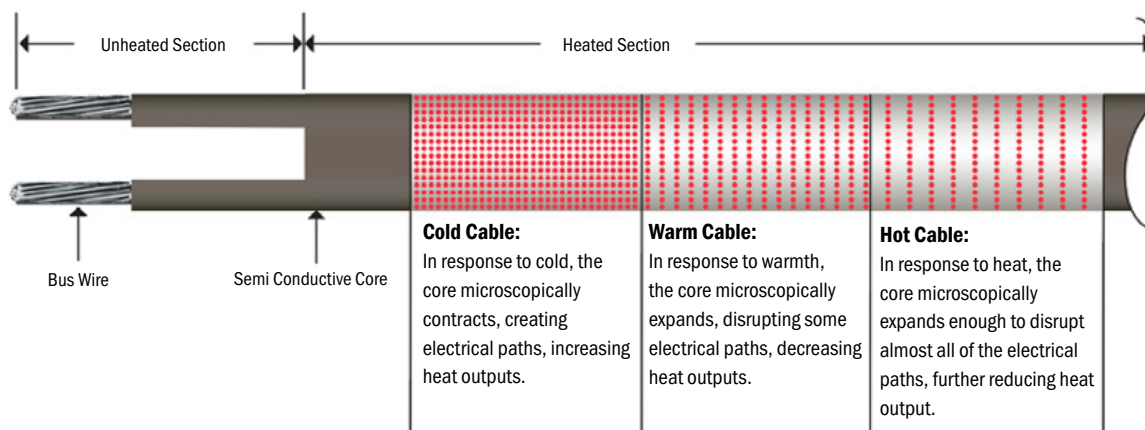
Features & Benefits

- ▶ Automatically adjusts heat output based upon surface temperature
- ▶ Can be safely overlapped and insulated
- ▶ Ideal for long runs
- ▶ Can be cut-to-length at job site
- ▶ Temperatures up to 250 °F (121 °C)
- ▶ Wide range of applications
 - Pipe tracing
 - Vessel tracing
 - Freeze protection
 - Viscosity control
 - Low temperature process maintenance
 - Roof and gutter
 - Ordinary locations
 - Hazardous locations



**Temperatures
Up to
250 °F (121 °C)**

How Self-Regulating Heating Cable Works



The semi-conductive core material contains a graphite network, which allows electricity to flow from one bus wire to the other. When the core is dense and colder, there are many paths for electricity to take through the graphite network, producing more heat.

Since the core material expands as it heats, the graphite network is elongated, disrupting some of the paths. More and more paths are disrupted as heating continues until the system reaches self-

controlled thermal stability. When the core material cools, it contracts, reconnecting some of the electrical paths in the graphite network, and more equivalent heat is produced.

This temperature response occurs independently at each point along the heater. If an externally produced high temperature occurs next to a low temperature in the cable, each section of heating cable will adjust its own heat output in relation to its own local requirements.

SPEEDTRACE & SPEEDTRACE EXTREME PRE-ASSEMBLED SELF-REGULATING HEATING CABLE

Features & Benefits

- ▶ Ideal for freeze protection and thawing metal or plastic pipes and valves
- ▶ Easy-to-install: Pre-assembled with choice of plug
- ▶ Safe to overlap and insulate
- ▶ Automatically adjusts heat output based on surface and ambient temperature
- ▶ Suitable for temperatures down to: -40°F (-40°C)
- ▶ Outdoor and indoor use

Specifications

Supply Voltage: 110-120 VAC; 208-277 VAC

Wattage at 50°F (10°C):

- SpeedTrace: 5 watts/ft (16 watts/m)
- SpeedTrace Extreme: 8 watts/ft (26 watts/m)
- SpeedTraceCE: 5 watts/ft (17 watts/m)

Maximum Exposure Temperature: 150°F (65°C)

Outer Jacket Material: Moisture and flame resistant thermoplastic elastomer

Bus Wire Gauge: 16 AWG

Power Cord:

- 110-120 VAC: 6 ft (1.8 m) long with 3-prong grounded NEMA 5-15P plug
- 208-277 VAC (SpeedTrace & SpeedTrace Extreme): 2.5 ft (0.76 m) long with bare wire leads
- 230 VAC (SpeedTraceCE): 2.5 ft (0.76 m) long with Schuko (CEE 7/7) plug




Plug & Play

NEW!



New and Improved power-indicating light let's you know heater is working



SPEEDTRACE & SPEEDTRACE EXTREME PRE-ASSEMBLED SELF-REGULATING HEATING CABLE

Features & Benefits

- ▶ Ideal for freeze protection and thawing metal or plastic pipes and valves
- ▶ Easy-to-install and pre-assembled with choice of plug
- ▶ Safe to overlap and insulate
- ▶ Automatically adjusts heat output based on surface and ambient temperature
- ▶ Suitable for temperatures down to: -40° F (-40° C)
- ▶ Outdoor and indoor use



New and Improved
power-indicating light lets you know heater is working

Specifications

Supply Voltage: 110-120 VAC; 208-277 VAC

Wattage at 50° F (10° C):

- SpeedTrace: 5 watts/ft (16 watts/m)
- SpeedTrace Extreme: 8 watts/ft (26 watts/m)
- SpeedTraceCE: 5 watts/ft (17 watts/m)

Maximum Exposure Temperature: 150° F (65° C)

Outer Jacket Material: Moisture and flame resistant thermoplastic elastomer

Bus Wire Gauge: 16 AWG

Power Cord:

- 110-120 VAC: 6 ft (1.8 m) long with 3-prong grounded NEMA 5-15P plug
- 208-277 VAC (SpeedTrace & SpeedTrace Extreme): 2.5 ft (0.76 m) long with bare wire leads
- 230 VAC (SpeedTraceCE): 2.5 ft (0.76 m) long with Schuko (CEE 7/7) plug



Plug & Play



SpeedTrace & SpeedTrace
Extreme Series



SpeedTraceCE series

Ordering Information

SpeedTrace

5 watts/ft @ 50° F
(16 watts/m @ 10° C)

SpeedTrace Extreme

8 watts/ft @ 50° F
(26 watts/m @ 10° C)

**60%
MORE
WATTAGE**

SpeedTraceCE

5 watts/ft @ 50° F
(17 watts/m @ 10° C)

Part No. 110-120 V	Part No. 208-277 V	Length ft (m)
FFSL1-6	FFSL2-6	6 (1.8)
FFSL1-12	FFSL2-12	12 (3.7)
FFSL1-18	FFSL2-18	18 (5.5)
FFSL1-24	FFSL2-24	24 (7.3)
FFSL1-37	FFSL2-37	37 (11.3)
FFSL1-50	FFSL2-50	50 (15.2)
FFSL1-62	FFSL2-62	62 (18.9)
FFSL1-75	FFSL2-75	75 (22.8)
FFSL1-87	FFSL2-87	87 (26.5)
FFSL1-100	FFSL2-100	100 (30.5)
FFSL1-125	FFSL2-125	125 (38.1)
FFSL1-150	FFSL2-150	150 (45.7)

Part No. 110-120 V	Part No. 208-277 V	Length ft (m)
FFSL81-6	FFSL82-6	6 (1.8)
FFSL81-12	FFSL82-12	12 (3.7)
FFSL81-18	FFSL82-18	18 (5.5)
FFSL81-24	FFSL82-24	24 (7.3)
FFSL81-50	FFSL82-50	50 (15.2)
FFSL81-75	FFSL82-75	75 (22.8)
FFSL81-100	FFSL82-100	100 (30.5)


Part No. 230 V	Length ft (m)
FFSLE2-2M	6.6 (2)
FFSLE2-4M	13.1 (4)
FFSLE2-8M	26.2 (8)
FFSLE2-16M	52.5 (16)



SpeedTraceCE series with
2-prong Schuko (CEE 7/7 plug)



120 VAC SpeedTrace & SpeedTrace Extreme
with 3-prong NEMA 5-15 plug
(208-277 VAC includes bare wire leads)



SPEEDTRACE ROOF & GUTTER DE-ICING KITS

Features & Benefits

- ▶ Durable, long lasting professional-grade self-regulating heating cable
- ▶ Suitable for residential, commercial, and industrial roofing applications
- ▶ Ideal for melting snow and de-icing roofs, gutters, and downspouts
- ▶ Easy-to-install: Pre-assembled with choice of 3-prong grounded plug (NEMA 5-15P) or bare wire leads
- ▶ Kit includes: SpeedTrace heating cable, downspout hanger brackets, roof clips, and UV resistant ties

Specifications

Supply Voltage: 110-120 VAC, 208-277 VAC

Nominal Wattage:

- 5 watts/ft (16 watts/m) at 50°F (10°C)
- 10 watts/ft (33 watts/m) at 32°F (0°C) in ice and snow

Minimum Exposure Temperature: -40°F (-40°C)

Maximum Exposure Temperature: 150°F (65°C)

Outer Jacket: Moisture and flame resistant Thermoplastic outer jacket


Bus Wires: 16 AWG

Power Cord:

- 110-120 VAC: 6 ft (1.8 m) power cord with 3-prong grounded plug (NEMA 5-15P)
- 208-277 VAC: 2.5 ft (0.76 m) power cord with bare wire leads



Complete kit includes everything you need!



SPEEDTRACE ROOF & GUTTER DE-ICING KITS

Installation Requirements

Suitable for

- Standard pitched roofs with or without gutters
- Standard roofing materials including shingle, shake, rubber, tar, wood, metal and plastic roofs
- Gutters & downspouts made from standard materials including metal and plastic

Not Suitable for

- Flat, slate, stone, ceramic, composite tar/gravel roofs

Electrical Requirements

- GFCI protected circuit, local code approved outlet (power source) within close proximity to the heating cable starting point, and protected from the weather

Measuring Heating Cable Length for Roof & Gutter De-Icing

Use the equation below to calculate heating cable length:

Cable Required for Roof = (R x M) + G + D

(R) Roof Edge Length (linear length of roof to protect)

(M) Multiplier from table to the right

(G) Gutter Length

(D) Downspout Length (X2 if heating cable returns back to gutter)

Heating Cable Kit Length Required [Round up to the nearest kit size]



M = Length of cable per foot (meter) of roof edge

Roof Overhang [Eave/Soffit] in (mm)	Standard Roof [M] ft (m)	Standing Seam Roof 18 in (457 mm) Seam [M] ft (m)	Standing Seam Roof 24 in (610 mm) Seam [M] ft (m)
None	2.0 (0.61)	2.5 (0.76)	2.0 (0.61)
12 (305)	2.5 (0.85)	2.8 (0.85)	2.4 (0.73)
24 (610)	3.0 (0.91)	3.6 (1.10)	2.9 (0.88)
36 (914)	4.0 (1.21)	4.3 (1.31)	3.6 (1.10)

Ordering Information

Roof and Gutter Kits

Part No. 110 -120 VAC	Part No. 208 -277 VAC	Cable Length ft (m)	Roof Clips	Kit Includes		Caution Labels
				Downspout Hangers	Cable Ties	
FFRG15-50	FFRG25-50	50 (15.2)	30	2	15	2
FFRG15-75	FFRG25-75	75 (22.8)	50	4	20	2
FFRG15-100	FFRG25-100	100 (30.5)	60	4	25	2
FFRG15-125	FFRG25-125	125 (38.1)	80	4	30	2
FFRG15-150	FFRG25-150	150 (45.7)	100	6	40	2

Additional items required, but not supplied: UV resistant RTV sealant, roofing nails or screws



Accessories

Part No.	Description
THERMO-CUBE	Thermostatically Controlled Outlet 120VAC
SLCBL-RDOWN1	Aluminum Downspout Hanger Bracket
SLCBL-RCLIP10	Aluminum Roof Clips (10 pack)
SLCBL-RCLIP50	Aluminum Roof Clips (50 pack)
SLCBL-RCLIPMAG10	Magnetic Roof Clips (10 pack) — Ideal for metal roofs






Thermo-Cube Thermostatically Controlled Outlet



Power-saving ambient temperature sensing outlet

- Turns on when air temperature drops below 35°F (2°C)
- Turns off when air temperature exceeds 45°F (7°C)
- Saves energy/money and extends the life of the heater
- Suitable for indoor/outdoor use
- Compatible with 120 VAC NEMA 5-15 outlet

SELF-REGULATING CUT-TO-LENGTH HEATING CABLE SELECTION GUIDE

					
BriskHeat® Self-Regulating Heating Cable	SLCBL Self-Regulating Heating Cable	SLMCBL Mid-Temperature Self-Regulating Heating Cable	SLHCBL High-Temperature Self-Regulating Heating Cable	SLCAB Self-Regulating Heating Cable	SLMCAB Mid-Temperature Self-Regulating Heating Cable
Page	26	28	30	36	38
Maximum Continuous Maintenance Temperature	150°F (66°C)	230°F (110°C)	248°F (120°C)	150°F (66°C)	250°F (121°C)
Maximum Intermittent Exposure Temperature	185°F (85°C)	275°F (135°C)	392°F (200°C)	185°F (85°C)	366°F (186°C)
Input Voltages	110-120 VAC or 208-277 VAC	110-120 VAC or 208-277 VAC	110-120 VAC or 208-277 VAC	110-120 VAC or 208-277 VAC	110-120 VAC or 208-277 VAC
Wattages	3, 5, 8, 10, 12 watts/ft (10, 16, 26, 33, 39 watts/m)	5, 10, 15, 20 watts/ft (16, 33, 49, 66 watts/m)	5, 10, 15, 20 watts/ft (16, 33, 49, 66 watts/m)	3, 5, 8, 10 watts/ft (10, 16, 26, 33 watts/m)	5, 10, 15 watts/ft (16, 33, 49 watts/m)
Automatically Adjusts Heat Output Based on Surface Temperature	✓	✓	✓	✓	✓
Can be Safely Overlapped and Insulated	✓	✓	✓	✓	✓
Moisture, Chemical, and Flame Resistant	✓	✓	✓	✓	✓
Approvals	UL LISTED, SP, CE	CE	CE	FM APPROVED, IEC, IECEx, Ex	FM APPROVED, IEC, IECEx, Ex
Power Connection and Termination Kits	33	33	33	40	40

For best results, BriskHeat® Self-Regulating Heating Cable should be used with an appropriate temperature controller. See options starting on page 145.

- Precise control
- Energy-efficiency and power savings
- Communication options



SLCBL SELF-REGULATING HEATING CABLE

Features & Benefits

- ▶ Ideal for freeze protection, roof and gutter de-icing, snow melting systems, and low temperature process maintenance up to 150°F (65°C)
- ▶ Automatically adjusts heat output based on surface temperature
- ▶ Safe to overlap and insulate
- ▶ Can be cut-to-length and terminated in the field
- ▶ Moisture, chemical, and flame resistant

Specifications

Maximum Continuous Maintenance Temperature:

150°F (65°C)

Intermittent Exposure Temperature Range:

-40°F to 185°F (-40°C to 85°C)

Supply Voltage: 110-120 VAC or 208-277 VAC

Nominal Power Output at 50°F (10°C):

— 3, 5, 8, 10, 12 watts/ft (10, 16, 26, 33, 39 watts/m)

— For 208 and 277 VAC, adjust watts shown for the 240 VAC cable using the Voltage Adjustment Factors chart

Bus Wire Gauge: 16 AWG

Braid Resistance: Tinned copper 0.0055 ohms/ft (0.0182 ohms/m)

T-Rating:

— T6: 3, 5, 8, 10 watts/ft (10, 16, 26, 33 watts/m)

— T5: 12 watts/ft (39 watts/m)

Bend Radius: 0.5 in (12 mm)

NOTE: Electrical equipment T-Rating codes define the maximum surface temperature that equipment will reach. It is used in hazardous (classified) area applications.

Ordering Information

Part Number Matrix

Watts/Ft:

3, 5, 8, 10, 12

Voltage:

120- (110-120 V), 240- (208-277 V)

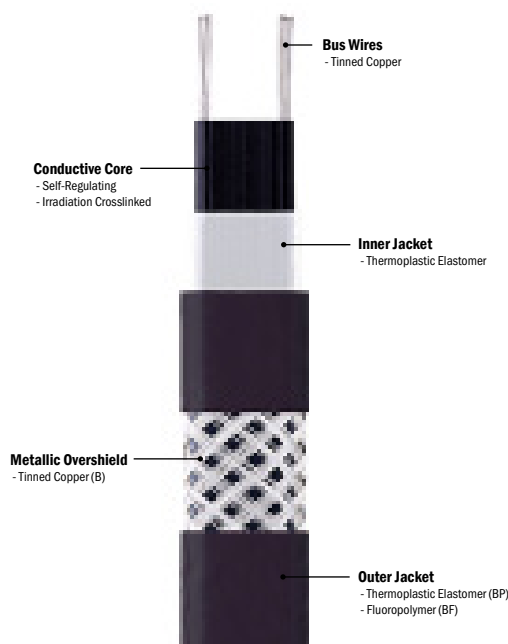
Outer Layer:

B- (Tinned Copper Metal Braid)

BP- (Tinned Copper Metal Braid with Thermoplastic Elastomer Overjacket)

BF- (Tinned Copper Metal Braid with Fluoropolymer Overjacket)

SLCBL	3	120	BP
--------------	----------	------------	-----------



Temperatures Up to 150°F (65°C)



Moisture & Chemical Resistant



Ordinary Locations
-B, -BP Series Only
Embedded de-icing and snow melting systems
-BP Series only
Roof and gutter de-icing and snow melting systems
-BP Series only



Ordinary Locations
Hazardous (Classified) Locations
Class I, Division 2, Groups A, B, C, D
Class II, Division 2, Groups E, F, G
Class III



Approvals valid only when used with appropriate heating cable and installation accessories, and installed in accordance with all applicable instructions, codes, and regulations.

Complete Your System with

Component	Page No.
Power Connection/Termination Kits	33
Monitor Light Kits	32
Insulation	54
Temperature Controls	145

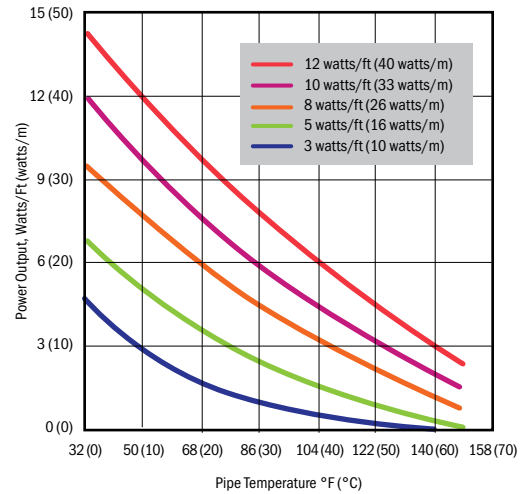
SLCBL SELF-REGULATING HEATING CABLE

Maximum Circuit Length in ft (m)

Heating Cable	Circuit Breaker Size	Start-up Temperature			
		50°F (10°C)	32°F (0°C)	-4°F (-20°C)	-40°F (-40°C)
SLCBL3120	10 amp	240 (73)	200 (61)	140 (43)	115 (35)
	15 amp	320 (98)	300 (91)	220 (67)	190 (58)
	20 amp	330 (101)	320 (98)	265 (81)	225 (69)
	30 amp	330 (101)	320 (98)	280 (85)	265 (81)
	40 amp	330 (101)	320 (98)	280 (85)	265 (81)
SLCBL3240	10 amp	485 (148)	396 (121)	275 (84)	232 (71)
	15 amp	643 (196)	606 (185)	436 (133)	377 (115)
	20 amp	660 (201)	643 (196)	530 (162)	449 (137)
	30 amp	660 (201)	643 (196)	557 (170)	530 (162)
	40 amp	660 (201)	643 (196)	557 (170)	530 (162)
SLCBL5120	10 amp	162 (49)	135 (41)	105 (32)	80 (24)
	15 amp	249 (76)	215 (66)	170 (52)	127 (39)
	20 amp	265 (81)	252 (77)	215 (66)	164 (50)
	30 amp	265 (81)	252 (77)	240 (73)	200 (61)
	40 amp	265 (81)	252 (77)	240 (73)	200 (61)
SLCBL5240	10 amp	324 (99)	269 (82)	209 (64)	160 (49)
	15 amp	498 (152)	429 (131)	337 (103)	255 (78)
	20 amp	530 (162)	505 (154)	433 (132)	328 (100)
	30 amp	530 (162)	505 (154)	480 (146)	400 (122)
	40 amp	530 (162)	505 (154)	480 (146)	400 (122)
SLCBL8120	10 amp	123 (38)	100 (31)	54 (17)	52 (16)
	15 amp	177 (54)	145 (44)	90 (27)	82 (25)
	20 amp	200 (61)	180 (55)	115 (35)	103 (31)
	30 amp	210 (64)	180 (55)	175 (53)	135 (41)
	40 amp	210 (64)	180 (55)	175 (53)	160 (49)
SLCBL8240	10 amp	246 (75)	203 (62)	108 (33)	104 (32)
	15 amp	354 (108)	291 (89)	183 (56)	164 (50)
	20 amp	406 (124)	360 (110)	229 (70)	206 (63)
	30 amp	420 (128)	360 (110)	350 (107)	275 (84)
	40 amp	420 (128)	360 (110)	350 (107)	320 (98)
SLCBL10120	10 amp	75 (23)	55 (17)	45 (14)	35 (11)
	15 amp	121 (37)	85 (26)	65 (20)	55 (17)
	20 amp	150 (46)	105 (32)	80 (24)	70 (21)
	30 amp	155 (47)	120 (37)	105 (32)	85 (26)
	40 amp	180 (55)	155 (47)	105 (32)	105 (32)
SLCBL10240	10 amp	147 (45)	111 (34)	85 (26)	68 (21)
	15 amp	242 (74)	177 (54)	131 (40)	114 (35)
	20 amp	295 (90)	216 (66)	164 (50)	141 (43)
	30 amp	315 (96)	246 (75)	215 (66)	170 (52)
	40 amp	360 (110)	315 (96)	215 (66)	215 (66)
SLCBL12120	10 amp	55 (17)	40 (12)	30 (9)	25 (8)
	15 amp	90 (27)	60 (18)	45 (14)	45 (14)
	20 amp	115 (35)	80 (24)	60 (18)	50 (15)
	30 amp	115 (35)	90 (27)	80 (24)	60 (18)
	40 amp	120 (37)	105 (32)	80 (24)	80 (24)
SLCBL12240	10 amp	111 (34)	78 (24)	59 (18)	49 (15)
	15 amp	183 (56)	124 (38)	91 (28)	85 (26)
	20 amp	229 (70)	160 (49)	124 (38)	98 (30)
	30 amp	229 (70)	180 (55)	158 (48)	120 (37)
	40 amp	240 (73)	210 (64)	158 (48)	158 (48)

Note: Special consideration must be given for the circuit breaker due to the high initial in-rush currents.

Heat Output — Watts/Ft (watts/m)



Outer Layer Options

Product Type	Description	Nominal Dimensions [thickness x width] in (mm)	Shipping Weight: 500 ft (152 m) spool lbs (kg)	Purpose
SLCBL-B	Tinned Copper Metal Braid	0.17 x 0.43 (4.4 x 11.0)	35 (16)	Dry Environments
SLCBL-BP	Tinned Copper Metal Braid with Thermoplastic Elastomer Overjacket	0.23 x 0.50 (6.0 x 12.6)	46 (21)	Wet or Weak Chemical Environments
SLCBL-BF	Tinned Copper Metal Braid with Fluoropolymer Overjacket	0.21 x 0.47 (5.4 x 12.0)	44 (20)	Wet or Harsh Chemical Environments

Voltage Adjustment Factors

Watt/ft Output Adjustment Factor		
Product Type	208 VAC	277 VAC
SLCBL3240	0.82	1.13
SLCBL5240	0.85	1.12
SLCBL8240	0.89	1.08
SLCBL10240	0.89	1.08
SLCBL12240	0.89	1.08

Max Circuit Length Adjustment Factor		
Product Type	208 VAC	277 VAC
SLCBL3240	0.96	1.08
SLCBL5240	0.94	1.09
SLCBL8240	0.92	1.11
SLCBL10240	0.92	1.11
SLCBL12240	0.92	1.11

SLMCBL MID-TEMPERATURE SELF-REGULATING HEATING CABLE

Features & Benefits

- Ideal for freeze protection and mid temperature process maintenance up to 230°F (110°C)
- Automatically adjusts heat output based on surface temperature
- Safe to overlap and insulate
- Can be cut-to-length and terminated in the field
- Moisture, chemical, and flame resistant

Specifications

Maximum Continuous Maintenance Temperature: 230°F (110°C)

Intermittent Exposure Temperature Range: -22°F to 275°F
(-30°C to 135°C)

Supply Voltage: 110-120 VAC or 208-277 VAC

Nominal Power Output at 50°F (10°C):

- 5, 10, 15, 20 watts/ft, (16, 33, 49, 66 watts/m)
- For 208 and 277 VAC, adjust watts shown for the 240 VAC cable using the Voltage Adjustment Factors chart

Bus Wire Gauge: 16 AWG

Braid Resistance: Tinned copper 0.0055 ohms/ft (0.0182 ohms/m)

Bend Radius: 0.5 in (12 mm)

Ordering Information

Part Number Matrix

Watts/Ft: _____
5, 10, 15, 20

Voltage: _____
120- (110-120 V), 240- (208-277 V)

Outer Layer: _____

B- (Tinned Copper Metal Braid)

BP- (Tinned Copper Metal Braid with Thermoplastic Elastomer Overjacket)

BF- (Tinned Copper Metal Braid with Fluoropolymer Overjacket)

SLMCBL	5	120	BP
--------	---	-----	----



**Moisture
& Chemical
Resistant**



**Temperatures
Up to
230°F (110°C)**

Complete Your System with

Component	Page No.
Power Connection/ Termination Kits	33
Monitor Light Kits	32
Insulation	54
Temperature Controls	145

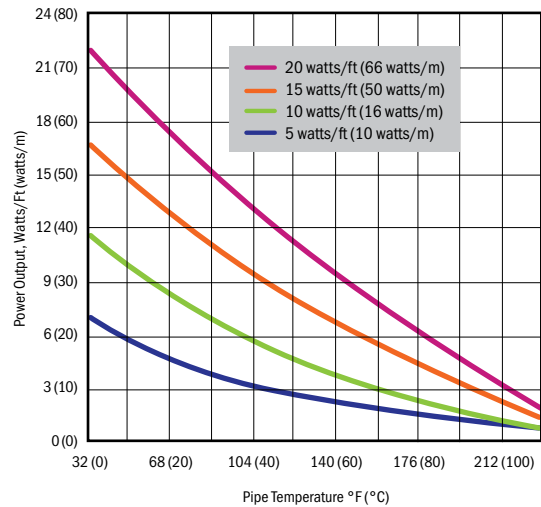
SLMCBL MID-TEMPERATURE SELF-REGULATING HEATING CABLE

Maximum Circuit Length in ft (m)

Heating Cable	Circuit Breaker Size	Start-up Temperature			
		50°F (10°C)	32°F (0°C)	-4°F (-20°C)	-40°F (-40°C)
SLMCBL5120	10 amp	110 (34)	80 (24)	-	-
	15 amp	133 (41)	105 (32)	98 (30)	90 (27)
	20 amp	195 (59)	160 (49)	148 (45)	138 (42)
	30 amp	210 (64)	195 (59)	170 (52)	165 (50)
	40 amp	210 (64)	195 (59)	183 (56)	180 (55)
SLMCBL5240	10 amp	220 (67)	160 (49)	145 (44)	135 (41)
	15 amp	265 (81)	210 (64)	195 (59)	180 (55)
	20 amp	390 (119)	320 (98)	295 (90)	275 (84)
	30 amp	420 (128)	390 (119)	365 (111)	360 (110)
	40 amp	420 (128)	390 (119)	340 (104)	330 (101)
SLMCBL10120	10 amp	75 (23)	73 (22)	-	-
	15 amp	100 (31)	95 (29)	80 (24)	70 (21)
	20 amp	133 (41)	148 (45)	125 (38)	100 (31)
	30 amp	174 (53)	180 (55)	156 (48)	130 (40)
	40 amp	174 (53)	175 (53)	156 (48)	140 (43)
SLMCBL10240	10 amp	150 (46)	145 (44)	121 (37)	114 (35)
	15 amp	200 (61)	190 (58)	160 (49)	140 (43)
	20 amp	265 (81)	295 (90)	249 (76)	200 (61)
	30 amp	347 (106)	360 (110)	311 (95)	280 (85)
	40 amp	347 (106)	350 (107)	311 (95)	260 (79)
SLMCBL15120	10 amp	57 (17)	51 (16)	-	-
	15 amp	94 (29)	87 (27)	57 (17)	54 (17)
	20 amp	120 (37)	108 (33)	71 (22)	69 (21)
	30 amp	154 (47)	133 (41)	80 (24)	80 (24)
	40 amp	154 (47)	133 (41)	90 (27)	87 (27)
SLMCBL15240	10 amp	114 (35)	101 (31)	68 (21)	65 (20)
	15 amp	187 (57)	173 (53)	114 (35)	108 (33)
	20 amp	239 (73)	216 (66)	141 (43)	137 (42)
	30 amp	308 (94)	265 (81)	180 (55)	173 (53)
	40 amp	308 (94)	265 (81)	160 (49)	160 (49)
SLMCBL20120	10 amp	51 (16)	41 (13)	-	-
	15 amp	82 (25)	72 (22)	51 (16)	49 (15)
	20 amp	102 (31)	90 (27)	67 (20)	61 (19)
	30 amp	131 (40)	115 (35)	84 (26)	74 (23)
	40 amp	150 (46)	128 (39)	110 (34)	95 (29)
SLMCBL20240	10 amp	101 (31)	82 (25)	62 (19)	55 (17)
	15 amp	164 (50)	144 (44)	101 (31)	98 (30)
	20 amp	203 (62)	180 (55)	134 (41)	121 (37)
	30 amp	262 (80)	229 (70)	167 (51)	147 (45)
	40 amp	300 (91)	255 (78)	220 (67)	190 (58)

Note: Special consideration must be given for the circuit breaker due to the high initial in-rush currents.

Heat Output — Watts/Ft (watts/m)



Outer Layer Options

Product Type	Description	Nominal Dimensions [thickness x width] in (mm)	Shipping Weight: 500 ft (152 m) spool lbs (kg)	Purpose
SLMCBL-B	Tinned Copper Metal Braid	0.15 x 0.45 (3.8 x 11.4)	32 (15)	Dry Environments
SLMCBL-BP	Tinned Copper Metal Braid with Thermoplastic Elastomer Overjacket	0.23 x 0.54 (6.0 x 13.6)	37 (17)	Wet or Weak Chemical Environments
SLMCBL-BF	Tinned Copper Metal Braid with Fluoropolymer Overjacket	0.19 x 0.49 (4.8 x 12.4)	47 (21)	Wet or Harsh Chemical Environments

Voltage Adjustment Factors

Watt/ft Output Adjustment Factor		
Product Type	208 VAC	277 VAC
SLMCBL5240	0.84	1.20
SLMCBL10240	0.85	1.18
SLMCBL15240	0.91	1.09
SLMCBL20240	0.90	1.07

Max Circuit Length Adjustment Factor		
Product Type	208 VAC	277 VAC
SLMCBL5240	0.95	1.04
SLMCBL10240	0.94	1.06
SLMCBL15240	0.91	1.10
SLMCBL20240	0.91	1.11

SLHCBL HIGH-TEMPERATURE SELF-REGULATING HEATING CABLE

Features & Benefits

- Ideal for freeze protection and high temperature process maintenance up to 248°F (120°C)
- Automatically adjusts heat output based on surface temperature
- Safe to overlap and insulate
- Can be cut-to-length and terminated in the field
- Moisture, chemical, and flame resistant

Specifications

Maximum Continuous Maintenance Temperature:
248°F (120°C)

Intermittent Exposure Temperature Range: -22°F to 392°F (-30°C to 200°C)

Supply Voltage: 110-120 VAC or 208-277 VAC

Nominal Power Output at 50°F (10°C):

- 5, 10, 15, 20 watts/ft (15, 30, 45, 60 watts/m)
- For 208 and 277 VAC, adjust watts shown for the 240 VAC cable using the Voltage Adjustment Factors chart

Bus Wire Gauge: 16 AWG

Braid Resistance: Tinned copper 0.0055 ohms/ft (0.0182 ohms/m)

Bend Radius: 0.5 in (12 mm)

Ordering Information

Part Number Matrix

SLHCBL	5	120	BF
--------	---	-----	----

Watts/Ft:

5, 10, 15, 20


Voltage:

120- (110-120 V), 240- (208-277 V)

Outer Layer:

B- (Tinned Copper Metal Braid)

BF- (Tinned Copper Metal Braid with Fluoropolymer Overjacket)



**Moisture
& Chemical
Resistant**



**Temperatures
Up to
248°F (120°C)**

Complete Your System with

Component		Page No.
Power Connection/ Termination Kits		33
Monitor Light Kits		32
Insulation		54
Temperature Controls		145

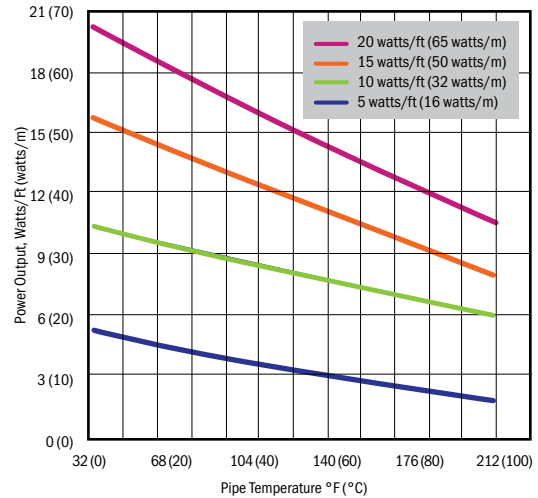
SLHCBL HIGH-TEMPERATURE SELF-REGULATING HEATING CABLE

Maximum Circuit Length in ft (m)

Heating Cable	Circuit Breaker Size	Start-up Temperature			
		50°F (10°C)	32°F (0°C)	-4°F (-20°C)	-40°F (-40°C)
SLHCBL5120	10 amp	120 (37)	110 (34)	105 (32)	90 (27)
	15 amp	180 (55)	175 (53)	158 (48)	143 (44)
	20 amp	240 (73)	215 (66)	190 (58)	180 (55)
	30 amp	259 (79)	245 (75)	240 (73)	225 (69)
	40 amp	266 (81)	255 (78)	250 (76)	240 (73)
SLHCBL5240	10 amp	240 (73)	220 (67)	210 (64)	180 (55)
	15 amp	360 (110)	350 (107)	315 (96)	285 (87)
	20 amp	479 (146)	430 (131)	380 (116)	360 (110)
	30 amp	518 (158)	490 (149)	480 (146)	450 (137)
	40 amp	531 (162)	510 (155)	500 (152)	480 (146)
SLHCBL10120	10 amp	73 (22)	69 (21)	65 (20)	58 (18)
	15 amp	118 (36)	110 (34)	98 (30)	88 (27)
	20 amp	148 (45)	140 (43)	130 (40)	118 (36)
	30 amp	220 (67)	200 (61)	182 (56)	175 (53)
	40 amp	255 (78)	240 (73)	220 (67)	230 (70)
SLHCBL10240	10 amp	146 (45)	138 (42)	130 (40)	116 (35)
	15 amp	236 (72)	220 (67)	195 (59)	175 (53)
	20 amp	295 (90)	280 (85)	260 (79)	235 (72)
	30 amp	440 (134)	400 (122)	364 (111)	350 (107)
	40 amp	510 (155)	480 (146)	440 (134)	460 (140)
SLHCBL15120	10 amp	50 (15)	47 (14)	42 (13)	40 (12)
	15 amp	75 (23)	65 (20)	63 (19)	60 (18)
	20 amp	100 (31)	90 (27)	83 (25)	80 (24)
	30 amp	143 (44)	135 (41)	125 (38)	120 (37)
	40 amp	190 (58)	175 (53)	168 (51)	160 (49)
SLHCBL15240	10 amp	100 (31)	93 (28)	83 (25)	80 (24)
	15 amp	150 (46)	130 (40)	125 (38)	120 (37)
	20 amp	200 (61)	180 (55)	165 (50)	160 (49)
	30 amp	285 (87)	270 (82)	250 (76)	240 (73)
	40 amp	380 (116)	350 (107)	335 (102)	320 (98)
SLHCBL20120	10 amp	39 (12)	33 (10)	34 (10)	32 (10)
	15 amp	58 (18)	55 (17)	50 (15)	48 (15)
	20 amp	75 (23)	71 (22)	68 (21)	63 (19)
	30 amp	115 (35)	105 (32)	100 (31)	95 (29)
	40 amp	153 (47)	143 (44)	133 (41)	125 (38)
SLHCBL20240	10 amp	77 (24)	70 (21)	67 (20)	63 (19)
	15 amp	115 (35)	110 (34)	100 (31)	95 (29)
	20 amp	150 (46)	142 (43)	135 (41)	125 (38)
	30 amp	230 (70)	210 (64)	200 (61)	190 (58)
	40 amp	306 (93)	286 (87)	265 (81)	250 (76)

Note: Special consideration must be given for the circuit breaker due to the high initial in-rush currents.

Heat Output — Watts/Ft (watts/m)



Outer Layer Options

Product Type	Description	Nominal Dimensions [thickness x width] in (mm)	Shipping Weight: 500 ft (152 m) spool lbs (kg)	Purpose
SLHCBL-B	Tinned Copper Metal Braid	0.15 x 0.45 (3.8 x 11.4)	38 (17)	Ordinary applications
SLHCBL-BF	Tinned Copper Metal Braid with Fluoropolymer Overjacket	0.19 x 0.49 (4.8 x 12.4)	47 (21)	For use in strong chemical environments (i.e. strong acids)

Voltage Adjustment Factors

Watt/ft Output Adjustment Factor		
Product Type	208 VAC	277 VAC
SLHCBL5240	0.87	1.07
SLHCBL10240	0.88	1.08
SLHCBL15240	0.88	1.08
SLHCBL20240	0.86	1.07

Max Circuit Length Adjustment Factor		
Product Type	208 VAC	277 VAC
SLHCBL5240	0.99	1.08
SLHCBL10240	0.99	1.06
SLHCBL15240	0.98	1.06
SLHCBL20240	1.00	1.08


END OF CIRCUIT LED MONITOR LIGHT KITS

Features & Benefits

- ▶ Super bright LED light confirms at a glance your heat trace cable is energized
- ▶ Approved for ordinary and hazardous area locations
- ▶ Voltages up to 240 VAC
- ▶ Excellent visibility from all angles
- ▶ Easy-to-install — hot work permit not required for installation
- ▶ Easy re-entry for maintenance
- ▶ Compatible with up to 4 in (102 mm) of insulation and cladding

Specifications

Maximum Voltage: 240 VAC
Maximum Current: 32 amps
Lumen Output: 10 lumens
Construction: Non-conductive FRP plastic body
Overall Height: 8.2 in (208 mm)
Maximum Continuous Exposure Temperature (T5): 212 °F (100 °C)
Ambient Exposure Temperature Range: -40 °F to 149 °F (-40 °C to 65 °C)
IP Rating: IP66/NEMA 4X



Ordinary Locations (with SLCBL heating cables)
Hazardous (Classified) Locations (with SLCBL heating cable only)
Class I, Division 2, Groups A, B, C, D
Class II, Division 2, Groups E, F, G
Class III
T5: 3,5,8 watts/ft (10, 16, 26 watts/m). T6: 10 watts/ft (33 watts/m)

Approvals valid only when used with appropriate heating cable and installation accessories, and installed in accordance with all applicable instructions, codes, and regulations.

Ordering Information

Part No.	Color	Compatible with	Enough to Complete	Kit Contents
JHE-LG-GET	Green	SLCBL Heating Cable (CSA approved)	One end of circuit LED monitor light end seal termination	(1) End seal stand and light assembly with O-ring and grommet (2) 16-14 insulated parallel splice crimp
JHE-LR-GET	Red	SLMCBL/SLHCBL/SLCAB/SLMCAB Heating Cable (Not CSA approved)		(1) Silicone lead termination boot (1) Rubber strain relief grommet (1) Pipe strap — for 2 in to 6 in (51 mm to 152 mm) O.D. pipes (1) End seal label



NEW!

Highly Visible Day or Night



Opens easily for light connection and maintenance

SLCBL/SLMCBL/SLHCBL CONNECTION/TERMINATION KITS

For use in hazardous and ordinary area locations with SLCBL cable only (CSA approved).


For use in ordinary area locations with SLMCBL, SLHCBL cable (non-CSA approved).



Approvals valid only when used with appropriate heating cable and installation accessories, and installed in accordance with all applicable instructions, codes, and regulations.

Ordinary Locations
Hazardous (Classified) Locations
Class I, Division 2, Groups A, B, C, D
Class II, Division 2, Groups E, F, G
Class III
SLCBL -BP, -BF series only

NEW!



PTBS-GET Power Connection Kit with Multiple Entry Junction Box

Features & Benefits

- Installing three heating cables in one junction box saves installation time and money
- Terminal strip secures each wire separately for safe and easy wiring
- Compression fitting tightly secures to a range of power cords – 0.39 to 0.67 in (10 to 17 mm) diameter



JHE-GET
Low-Profile End Seal Kit



JHT-GET
Low-Profile Tee Connection Kit

**EASY
to
INSTALL**

Part No.	Kit	Compatible with	Enough to Complete	Kit Contents
PTBS-GET	Power Connection Kit with Multiple Entry Square Junction Box	SLCBL/SLMCBL/SLHCBL Heating Cable	One input connection for one heating cable. Up to three heating cables can be connected to this junction box with optional silicone frog leg expansion kits (sold separately)	(1) Multiple entry junction box with rail mounted DIN terminal block electrical connections (1) 3/4 in NPT pipe T-standoff (lower bracket) (1) Pipe standoff strain relief (upper bracket) (1) Lock nut (1) Watertight sealing grommet (2) Pipe straps – for 2 in to 6 in (51 mm to 152 mm) O.D. pipes (1) Watertight sealing plug (1) Silicone frog leg (1) Green/yellow heat-shrink tube – 0.25 in x 6 in (6 mm x 150 mm) (1) 0.34 oz (10 ml) tube of RTV sealant
PET-CA-P	Silicone Frog Leg Expansion Kit	SLCBL/SLMCBL/SLHCBL Heating Cable	Used for connecting additional heating cables to PTBS-GET. One expansion kit is required per heating cable	(1) Silicone frog leg (1) Green/yellow heat-shrink tube – 0.25 in x 6 in (6 mm x 150 mm) (1) 0.34 oz (10 ml) tube of RTV sealant
JHE-GET	Low-Profile End Seal Kit	SLCBL/SLMCBL/SLHCBL Heating Cable	One low-profile end seal termination	(1) End seal housing (1) Watertight sealing grommet (1) Pressure seal end with screws
JHS-GET	Low-Profile Splice Connection Kit	SLCBL/SLMCBL/SLHCBL Heating Cable	One low-profile splice connection	(1) In-line splice housing (2) Watertight sealing gaskets (2) Housing covers with screws (2) Watertight sealing grommets (2) Pressure seal end with screws
JHT-GET	Low-Profile Tee Connection Kit	SLCBL/SLMCBL/SLHCBL Heating Cable	One low-profile tee connection NOTE: This kit does not complete an input power connection	(1) Tee splice housing (2) Watertight sealing gaskets (2) Housing covers with screws (3) Watertight sealing grommets (3) Pressure seal end with screws


SLCBL CONNECTION/TERMINATION KITS

For use in ordinary locations with SLCBL cable only (UL approved).

For use in roof & gutter snow melting & de-icing applications with SLCBL cable only (UL approved).



Approvals valid only when used with SLCBL-BP, -BF Series heating cable and installation accessories, and installed in accordance with all applicable instructions, codes, and regulations.



SLCBLUC Universal Connection Kit
(Junction Box sold separately)



SLCBLUC-GF
Ground Fault Power Connection Kit

Part No.	Kit	Compatible with	Enough to Complete	Kit Contents	Required Accessories
SLCBLUC	Power Connection Kit	SLCBL/SLMCBL/SLHCBL Heating Cable	One input connection and one end seal termination	(1) 1/2 in NPT seal fitting with strain relief and grommet (1) Standoff pipe mounting bracket (1) Lock nut (3) Wire nuts (1) Black heat-shrink tube — 0.5 in x 1 in (13 mm x 25 mm) (1) Green/yellow heat-shrink tube — 0.25 in x 6 in (6 mm x 150 mm) (2) Black heat-shrink tubes — 0.13 in x 5.5 in (3 mm x 140 mm) (1) Sealing gasket (2) Heat trace warning labels (2) De-Icing snow melt caution labels (1) End seal	(1) 1/2 in NPT junction box — with appropriate approvals* (1) Pipe strap
				(1) Ground fault device with 120 VAC 3 prong plug (NEMA 5-15P) (1) Black cloth tape (2) Mastic strips (2) Clamp ties (2) Crimp-on insulated terminals (1) Crimp-on non-insulated barrel (1) Heat-shrink tube — 0.75 in x 8 in (19 mm x 200 mm) (1) Heat-shrink tube — 0.75 in x 5 in (19 mm x 130 mm) (1) Heat-shrink tube — 0.13 in x 1 in (3 mm x 25 mm) (1) Heat-shrink tube — 0.50 in x 1 in (13 mm x 25 mm) (1) Heat-shrink tube — 0.31 in x 1.5 in (8 mm x 38 mm) (2) Heat trace warning labels (2) De-Icing snow melt caution labels	
SLCBLUC-GF	Ground Fault Power Connection Kit	SLCBL/SLMCBL/SLHCBL Heating Cable	One ground-fault protection input power connection		

* Heating cable with no outer jacket (type -B) requires a metallic junction box for proper grounding

SLCBL CONNECTION/TERMINATION KITS

For use in ordinary locations with SLCBL cable only (UL approved).

For use in roof & gutter snow melting & de-icing applications with SLCBL cable only (UL approved).



Approvals valid only when used with SLCBL-BP, -BF Series heating cable and installation accessories, and installed in accordance with all applicable instructions, codes, and regulations.



SLCBLKC
End Seal Kit



SLCBLSK
Splice and Tee Kit


**More
accessories
on page 51**

Part No.	Kit	Compatible with	Enough to Complete	Kit Contents
SLCBLKC	End Seal Kit	SLCBL/SLMCBL/ SLHCBL Heating Cable	Two end seal terminations	(2) Heat-shrink caps (2) Heat-shrink tubes — 0.75 in x 5 in (19 mm x 130 mm) (2) Woven braid sleeves — 0.50 in x 4 in (13 mm x 100 mm)
SLCBLSK	Splice and Tee Kit	SLCBL/SLMCBL/ SLHCBL Heating Cable	One splice connection and one end seal termination OR one tee connection and one end termination NOTE: This kit does not complete an input power connection	(1) Clamp tie (3) Cable ties (1) Black cloth tape (5) Mastic strips (2) Heat-shrink caps (1) Black heat-shrink tube — 1 in x 8 in (25 mm x 200 mm) (3) Black heat-shrink tube — 0.5 in x 1 in (13 mm x 25 mm) (6) Black heat-shrink tubes — 0.13 in x 1 in (3 mm x 25 mm) (1) Heat shrink tube for ground (2) Crimp-on insulated terminals (1) Crimp-on non-insulated barrel (1) End seal

Roof & Gutter Accessories

Part No.	Description
SLCBL-RDOWN1	Aluminum Downspout Hanger Bracket
SLCBL-RCLIP10	Aluminum Roof Clips (10 pack)
SLCBL-RCLIP50	Aluminum Roof Clips (50 pack)
SLCBL-RCLIPMAG10	Magnetic Roof Clips (10 pack) — Ideal for metal roofs

Complete Roof and Gutter kits found on page 23



SLCAB SELF-REGULATING HEATING CABLE

- ▶ Ideal for freeze protection and low-temperature process maintenance up to 150°F (65°C)
- ▶ Automatically adjusts heat output based on surface and ambient temperatures
- ▶ Safe to overlap and insulate
- ▶ Moisture, chemical, and flame resistant
- ▶ Can be cut-to-length and terminated in the field

Specifications

Maximum Continuous Maintenance Temperature: 150°F (65°C)

Intermittent Exposure Temperature Range: -20°F to 185°F (-29°C to 85°C)

Supply Voltage: 110-120 VAC or 208-277 VAC

Nominal Power Output at 50°F (10°C):

- 3, 5, 8, 10 watts/ft (10, 16, 26, 33 watts/m)
- For 208 and 277 VAC, adjust watts shown for the 240 VAC cable using the Voltage Adjustment Factors chart

Bus Wires: 16 AWG nickel coated copper wire

Braid Resistance:

- Tinned copper: 0.003 Ω/ft (0.009 Ω/m)
- Stainless steel: 0.125 Ω/ft (0.410 Ω/m)

Bend Radius: 0.5 in (12 mm)



Ordinary Locations
Hazardous (Classified) Locations
Class I, Division 1[†] and 2, Groups B, C, D
Class II, Division 2, Groups F, G
Class III, Division 1 and 2
3, 5, 8 watts/ft T6
10 watts/ft T5



Ordinary Locations 2E^{††}, 3(A,B,C), 5(A,B)
Hazardous (Classified) Locations
Class I, Division 1 and 2, Groups B, C, D
Class II, Division 1 and 2, Groups E, F, G
Class III, Division 1 and 2
3, 5, 8 watts/ft T6
10 watts/ft T5



Hazardous Locations
II 2GD Gb
Ex e IIC T^{**}
Ex tb IIIC T^{**} °C Db
**3, 5, 8 watts/ft T5/T85°C
**10 watts/ft T4/ T100°C



Hazardous Locations
Ex e IIC T^{**} II 2 Gb
Ex tb IIIC T^{**} °C Db
**3, 5, 8 watts/ft T5/T85°C
**10 watts/ft T4/ T100°C



**Moisture
& Chemical
Resistant**



**Temperatures
Up to
150°F (65°C)**

Approvals valid only when used with appropriate heating cable and installation accessories, and installed in accordance with all applicable instructions, codes, and regulations.

[†]CI/D1 approval for BF1 only. Contact a BriskHeat representative for information on Division I hazardous location systems.

Outer Layer Options

Part No.	Description	Nominal Dimensions [thickness x width] in (mm)	Shipping Weight: Per 500-ft (152 m) spool	Purpose
SLCAB-B	Tinned Copper Metal Braid	0.2 x 0.4 (6 x 11)	40 (18)	For use in dry environments
SLCAB-BP	Tinned Copper Metal Braid with Thermoplastic Polyolefin Overjacket	0.3 x 0.6 (7 x 15)	48 (22)	For use in wet or weak chemical environments (i.e. weak acids)
SLCAB-BF	Tinned Copper Metal Braid with Fluoropolymer Overjacket	0.3 x 0.6 (7 x 15)	48 (22)	For use in strong chemical environments (i.e. strong acids)
SLCAB-SS	Stainless Steel Metal Braid	0.2 x 0.4 (6 x 11)	40 (18)	More resistant to rust and corrosion than Tinned Copper Metal braid.

SLCAB SELF-REGULATING HEATING CABLE

Maximum Circuit Length in ft (m)

Heat Cable Type	Circuit Breaker Size	Start-up Temperature		
		50°F (10°C)	0°F (-18°C)	-20°F (-29°C)
SLCAB3120	15 amp	300 (91)	200 (61)	180 (55)
	20 amp	-	270 (82)	230 (70)
	30 amp	-	330 (100)	330 (100)
SLCAB3240	15 amp	660 (201)	410 (125)	360 (110)
	20 amp	-	560 (171)	480 (146)
	30 amp	-	660 (201)	660 (201)
SLCAB5120	15 amp	230 (70)	150 (46)	130 (40)
	20 amp	270 (82)	200 (61)	175 (53)
	30 amp	-	270 (82)	260 (79)
SLCAB5240	15 amp	460 (140)	300 (91)	260 (79)
	20 amp	540 (164)	400 (122)	345 (105)
	30 amp	-	540 (164)	520 (158)
SLCAB8120	15 amp	150 (46)	95 (29)	85 (26)
	20 amp	200 (61)	125 (38)	100 (30)
	30 amp	210 (64)	190 (58)	170 (52)
	40 amp	-	210 (64)	210 (64)
SLCAB8240	15 amp	295 (90)	195 (59)	170 (52)
	20 amp	390 (119)	250 (76)	225 (68)
	30 amp	420 (128)	375 (114)	340 (104)
	40 amp	-	420 (128)	420 (128)
SLCAB10120	15 amp	115 (35)	70 (21)	60 (18)
	20 amp	150 (46)	95 (29)	85 (26)
	30 amp	180 (55)	145 (44)	120 (36)
	40 amp	-	180 (55)	165 (50)
SLCAB10240	15 amp	230 (70)	150 (46)	130 (40)
	20 amp	305 (93)	200 (61)	175 (53)
	30 amp	360 (110)	300 (91)	260 (79)
	40 amp	-	360 (110)	360 (110)

Note: Special consideration must be given for the circuit breaker due to the high initial in-rush currents.

Ordering Information

Part Number Matrix

SLCAB	3	120	BF
-------	---	-----	----

Watts/ft: _____

3, 5, 8, 10

Voltage: _____

120- (110 - 120 VAC), 240- (208 - 277 VAC)

Outer Layer: _____

B- (Tinned Copper Metal Braid)

BP- (Tinned Copper Metal Braid with Thermoplastic Polyolefin)

BF- (Tinned Copper Metal Braid with Fluoropolymer Overjacket)

SS- (Stainless Steel Metal Braid)

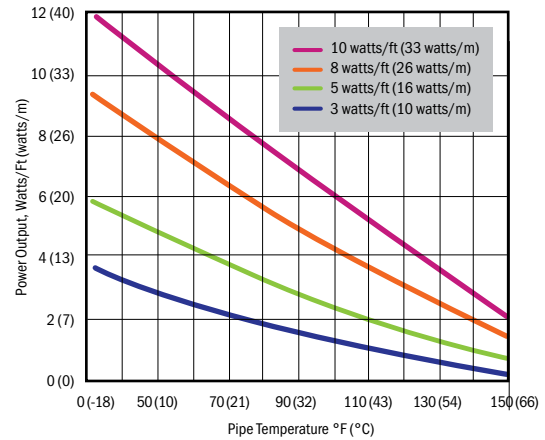
Class I, Division 1 Cable: _____

BF1- (Tinned Copper Metal Braid with Fluoropolymer Overjacket)

Voltage Adjustment Factor

Product Type	Output Adjustment Factor	
	208 VAC	277 VAC
SLCAB3240	0.75	1.28
SLCAB5240	0.86	1.16
SLCAB8240	0.91	1.10
SLCAB10240	0.93	1.08

Heat Output - Watts/Ft (watts/m)



Component

Page No.

Power Connection/ Termination Kits



40

Monitor Light Kits




32

Insulation



54

Temperature Controls



145

SLMCAB MID-TEMPERATURE SELF-REGULATING HEATING CABLE

Features & Benefits

- ▶ Ideal for freeze protection and mid-temperature process maintenance up to 250°F (121°C)
- ▶ Automatically adjusts heat output based on ambient and surface and ambient temperatures
- ▶ Safe to overlap and insulate
- ▶ Moisture, chemical, and flame resistant
- ▶ Can be cut-to-length and terminated in the field

Specifications

Maximum Continuous Maintenance Temperature: 250°F (121°C)

Intermittent Exposure Temperature Range: -40°F to 366°F (-40°C to 185°C)

Supply Voltage: 110-120 VAC or 208-277 VAC

Nominal Power Output at 50°F (10°C):

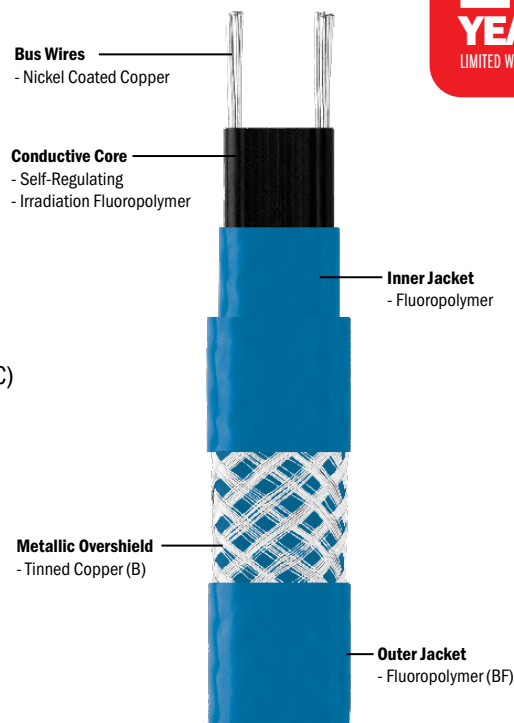
- 5, 10, 15 watts/ft (16, 33, 49 watts/m)

- For 208 and 277 VAC, adjust watts shown for the 240 VAC cable using the Voltage Adjustment Factors chart

Bus Wires: 16 AWG nickel coated copper wire

Braid Resistance: Tinned Copper 0.003 Ω/ft (0.009 Ω/m)

Bend Radius: 0.5 in (12 mm)



Ordinary Locations
Hazardous (Classified) Locations
Class I, Division 1[†] and 2, Groups B, C, D
Class II, Division 2, Groups F, G
Class III, Division 2
5, 10, 15 watts/ft T3



Ordinary Locations 3(A, B, C), 5(A, B)
Hazardous (Classified) Locations
Class I, Division 1 and 2, Groups B, C, D
Class II, Division 1 and 2, Groups E, F, G
Class III, Division 1 and 2
5, 10, 15 watts/ft T3



Hazardous Locations
II 2 GD
Ex e IIC T3 Gb
Ex tb IIIC T195°C Db



Hazardous Locations
Ex e IIC T3 Gb
Ex tb IIIC T195°C Db



**Moisture
& Chemical
Resistant**



**Temperatures
Up to
250°F (121°C)**

Approvals valid only when used with appropriate heating cable and installation accessories, and installed in accordance with all applicable instructions, codes, and regulations.

[†]CI/D1 approval for BF1 only. Contact a BriskHeat representative for information on Division I hazardous location systems.

Outer Jacket Options

Jacket Type	Description	Nominal Dimensions [thickness x width] in (mm)	Purpose/Use
B	Tinned Copper Metal Braid	0.15 x 0.54 (4 x 14)	Dry Environments
BF	Tinned Copper Metal Braid with Fluoropolymer Outer Jacket	0.20 x 0.58 (5 x 15)	Wet or Harsh Chemical Environments

SLMCAB MID-TEMPERATURE SELF-REGULATING HEATING CABLE

Specification/Application Information

Maximum Circuit Length ft (m)

Heat Cable Type	Circuit Breaker Size	Start-up Temperature		
		50°F (10°C)	0°F (-18°C)	-40°F (-40°C)
SLMCAB5120	15 amp	150 (46)	135 (41)	130 (40)
	20 amp	200 (61)	180 (55)	170 (52)
	30 amp	240 (73)	220 (67)	210 (64)
SLMCAB5240	15 amp	250 (76)	230 (70)	220 (67)
	20 amp	330 (100)	305 (67)	295 (90)
	30 amp	480 (146)	440 (92)	420 (128)
SLMCAB10120	15 amp	90 (27)	85 (26)	80 (24)
	20 amp	120 (36)	110 (33)	105 (32)
	30 amp	180 (55)	165 (50)	160 (49)
SLMCAB10240	15 amp	140 (43)	130 (40)	125 (38)
	20 amp	190 (58)	175 (53)	170 (52)
	30 amp	280 (85)	260 (79)	250 (76)
SLMCAB15120	15 amp	70 (21)	65 (20)	60 (18)
	20 amp	90 (27)	85 (26)	80 (24)
	30 amp	130 (40)	125 (38)	120 (36)
SLMCAB15240	15 amp	100 (30)	95 (29)	90 (27)
	20 amp	135 (41)	125 (38)	120 (36)
	30 amp	200 (61)	185 (56)	180 (55)

Note: Special consideration must be given for the circuit breaker due to the high initial in-rush currents.

Ordering Information

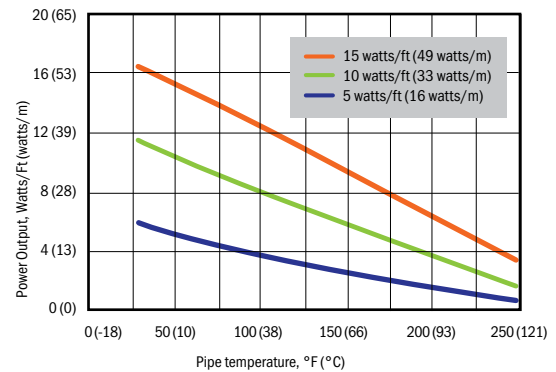
Part Number Matrix

Watts/ft: _____ 5, 10, 15	SLMCAB	5	120	BF
Voltage: _____ 120- (110 - 120 VAC), 240- (208 - 277 VAC)				
Outer Layer: _____ B- (Tinned Copper Metal Braid) BF- (Tinned Copper Metal Braid with Fluoropolymer Overjacket)				
Class I, Division 1 Cable: _____ BF1- (Tinned Copper Metal Braid with Fluoropolymer Overjacket)				

Voltage Adjustment Factor

Product Type	Output Adjustment Factor	
	208 VAC	277 VAC
SLMCAB5240	0.78	1.25
SLMCAB10240	0.86	1.16
SLMCAB15240	0.92	1.09

Heat Output - Watts/Ft (watts/m)



Complete Your System with

Component	Page No.
Power Connection/ Termination Kits	40
Monitor Light Kits	43
Insulation	54
Temperature Controls	145

FM APPROVED SLCAB/SLMCAB CONNECTION/TERMINATION KITS




Ordinary Locations
Hazardous (Classified) Locations
Class I, Division 1† and 2, Groups B, C, D
Class II, Division 2, Group F, G
Class III, Division 2

Approvals valid only when used with appropriate heating cable and installation accessories, and installed in accordance with all applicable instructions, codes, and regulations.

† Contact a BriskHeat representative for information on Division I hazardous location systems.



SLCABUC Universal Connection Kit
(junction box sold separately)



SLCABKC End Seal Kit



SLCABSK Splice Kit

Ordinary or Class I Division 2 Locations Kits — FM Approved

Part No.	Kit	Compatible with	Enough to Complete	Kit Contents	Required Accessories
SLCABUC	SLCAB Universal Connection Kit - FM Approved	SLCAB Heating Cable	1 input connection and 2 end terminations; or 1 input power splice	(1) 0.75 in (19 mm) NPT pipe standoff (2) Ring terminals (4) Large, insulated crimp connectors (2) Small, insulated crimp connectors (2) Pipe straps — for 2 in to 6 in (51 mm to 152 mm) O.D. pipes (1) 6 in (152 mm) shrink sleeve (1) Ground screw (1) 3 oz (89 ml) tube of RTV sealant (1) Roll of fiberglass adhesive tape (1) Caution label	0.75 in (19 mm) NPT junction box —with appropriate approvals.
SLCABSK	SLCAB Splice Kit - FM Approved	SLCAB Heating Cable	10 tee splices or 10 input power connections	(20) Large yellow crimp connectors (20) Large blue crimp connectors (10) Heat shrink tubes (1) 3 oz (89 ml) tube of RTV sealant	
SLMCABUC	SLMCAB Universal Connection Kit - FM Approved	SLMCAB Heating Cable	1 input connection and 2 end terminations; or 1 input power splice; or 1 tee splice	(1) 0.75 in (19 mm) NPT pipe standoff (2) Ring terminals (3) Large, insulated crimp connectors (2) Small, insulated crimp connectors (2) Pipe straps — for 2 in to 6 in (51 mm to 152 mm) O.D. pipes (2) End boots (1) Ground screw (1) 3 oz (89 ml) tube of RTV sealant (1) Roll of fiberglass adhesive tape (1) Caution label	0.75 in (19 mm) NPT junction box —with appropriate approvals.
SLCABKC	SLCAB End Seal Kit - FM Approved	SLCAB Heating Cable	10 end terminations	(10) Heat shrink tubes	
SLMCABKC	SLMCAB End Seal Kit - FM Approved	SLMCAB Heating Cable	10 end terminations or 10 input power connections	(10) End boots (4) Rolls of fiberglass adhesive tape (1) 3 oz (89 ml) tube of RTV sealant	

FM APPROVED SLCAB/SLMCAB CONNECTION/TERMINATION KITS



SLCABUC1 Class I, Division 1 Power Connection Kit



SLCABKC1 Class I, Division 1 End Termination Kit

Class I Division 1 Kits — FM Approved

Part No.	Kit	Compatible with	Enough to Complete	Kit Contents
SLCABUC1	Class I, Division 1 SLCAB and SLMCAB Power Connection Kit - FM Approved	SLCAB-BF1/ SLMCAB-BF1 Heating Cable	1 power connection. C1D1 junction box included	(1) Junction box with cover (1) Seal fitting (1) Standoff "T" fitting (1) 0.75 in (19 mm) NPT threaded plug (2) 16-14 AWG insulated butt connector (1) Closed end crimp connector (1) 3 oz (89 ml) tube of RTV sealant (1) Sealing compound (2) Pipe straps — for 2 in to 6 in (51 mm to 152 mm) O.D. pipes (1) Roll of fiberglass adhesive tape (1) Caution label
SLCABKC1	Class I, Division 1 SLCAB and SLMCAB End Termination Kit - FM Approved	SLCAB-BF1/ SLMCAB-BF1 Heating Cable	1 end termination. C1D1 junction box included	(1) Junction box with cover (1) Seal fitting (1) Standoff "T" fitting (2) 0.75 in (19 mm) NPT threaded plug (1) 12-10 AWG spade tongue terminal (1) Silicone rubber boot (1) Silicone sealant (1) Sealing compound (2) Pipe straps — for 2 in to 6 in (51 mm to 152 mm) O.D. pipes (1) Roll of fiberglass adhesive tape (1) Caution label

EASY WAYS TO ORDER

1. Contact your local distributor. Check BriskHeat.com to locate a local distributor.
2. Call BriskHeat® at 800-848-7673 or 614-294-3376. We have a staff of application specialists to solve your unique needs.
3. Order online at BriskHeat.com - 24/7.

PAYMENT TERMS

Credit Card Options



Net 30 Option

Net 30 Terms are available to qualified companies. Please contact your Account Manager for additional details.

CSA APPROVED SLCAB/SLMCAB CONNECTION/TERMINATION KITS




Ordinary Locations 2E*, 3 (A,B,C), 5 (A,B)
Hazardous (Classified) Locations
Class I, Division 1 and 2, Groups B, C, D
Class II, Division 1 and 2, Groups E, F, G
Class III, Division 1 and 2

Approvals valid only when used with appropriate heating cable and installation accessories, and installed in accordance with all applicable instructions, codes, and regulations.

*2E approved for 3 watts/ft and 5 watts/ft only.



SLCABUC-CSA-M Universal Connection Kit
(Junction Box sold separately)



SLCABEND-CSA-2
End Seal Kit



SLCAB-CSA-D1
Class I, Division 1 Accessory Kit

Part No.	Kit	Compatible with	Enough to Complete	Kit Contents	Required Accessories
SLCABUC-CSA-M	Universal Connection Kit - CSA Approved	SLCAB/SLMCAB series heating cable	One input connection and one end termination. Splices and power input splices can be made using two kits.	(1) Connector body (1) Connector cap (2) Connector gland washers (1) Grommet (1) Termination boot (1) Strain relief grip (1) Standoff bracket (1) Locknut (1) Termination block (1) Roll of fiberglass adhesive tape (1) Pipe strap —for 2 in to 6 in (51 mm to 152 mm) O.D. pipes (1) Ring tongue terminal (1) End seal kits — contents listed below	0.75 in NPT junction box —with appropriate approvals SLCAB-CSA-D1 — if installed in Class I, Division 1 environment
SLCABEND-CSA-2	End Seal Kit - CSA Approved	SLCAB/SLMCAB series heating cable	One end termination	(1) End cap (1) Clamp (1) Sealant (1) Crimp sleeve	SLCAB-CSA-D1 — if installed in Class I, Division 1 environment
SLCAB-CSA-D1	Accessory Kit for Class I, Division 1 - CSA Approved	SLCABUC-CSA-M or SLCABEND-CSA-2 Kit	For use with one SLCABUC-CSA-M or SLCABEND-CSA-2 Kit. Required accessory for installations in Class I, Division 1 hazardous-area locations.	(1) C1D1 Junction box (1) C1D1 End seal	One of the above kits

ATEX APPROVED SLCAB/SLMCAB CONNECTION/TERMINATION KITS



Hazardous Locations
II 2GD
Ex eb IIC Gb
Ex tb IIIC Db
Service temperatures = -34°C to +110°C

NEW!

Approvals valid only when used with appropriate heating cable and installation accessories, and installed in accordance with all applicable instructions, codes, and regulations.

Part No.	Kit	Compatible with	Enough to Complete	Kit Contents	Required Accessories
SLCABUC-EU	Power Connection/End Termination Kit – ATEX Approved	SLCAB/SLMCAB series heating cable	Either one input connection or one end termination	(1) Pipe Standoff (1) Sealing grommet – large hole (1) Sealing grommet – small hole (1) Sealing gasket (1) Termination boot (1) Shrink tube 0.5 in x 5.5 in (12 mm x 140 mm) (1) Tube of RTV silicone sealant (1) Lock ring (1) Adaptor (for installation on pipes smaller than 1 in (25 mm)) Nylon zip tie (1) End boot	ATEX/IECEx Approved Junction Box

JUNCTION BOXES & MONITOR LIGHT KITS

Monitor Light Kits

Provides an LED end of circuit continuity indications for SLCAB/SLMCAB series self-regulating heating cable.

FM Approved version

Voltage	Part No.
120	MLKCAB120
240	MLKCAB240



Ordinary Locations
Hazardous (Classified) Locations
Class I, Division 2, Groups B, C, D
Class II, Division 2, Group F, G
Class III, Division 2

Ordinary locations (NEMA 3R) version

Voltage	Part No.
120	MLK1001
240	MLK2001

NEMA 3R for ordinary locations. Requires a lead termination kit. Part No. **SLCABLP**



MLK1001
Monitor Light Kit

Junction Boxes

Part No.	Type	Approvals / Ratings	Dimensions in (mm)	Thread Size in (mm) NPT
JBM050	3 hub metallic junction box with 2 plugs and watertight cover	UL/CSA for ordinary locations NEMA 3R rated	2 x 4.5 x 2.75 (51 x 114 x 70)	0.50 (13)
JBM075				0.75 (19)
JBM100				1.00 (25)
JBH075	7 hub cast aluminum junction box with 6 plugs and watertight cover	UL/CSA for Hazardous Areas CI D1 & 2 Groups B, C, D CII D1 Groups D, F, G	4.6 x 4.6 x 3.5 (118 x 118 x 89)	0.75 (19)
JBH100				1.00 (25)

Replacement plugs for 7 hub cast aluminum junction box

Thread Size in (mm) NPT	Part No.
0.75 in (19 mm)	P075
1.00 in (25 mm)	P100



JBM075

3 Hub Ordinary Locations Junction Box




JBH075

7 Hub Class I Division 1 Locations Junction Box



More
accessories
on page 51

INTRODUCTION TO CONSTANT-WATTAGE HEATING CABLE



Features & Benefits

- ▶ Precise and constant temperatures
- ▶ Temperatures up to 500° F (260° C)
- ▶ Ideal for long runs
- ▶ Can be cut-to-length at job site
- ▶ Tension wrapping holds resistance wire in place, even under extreme bending

Applications

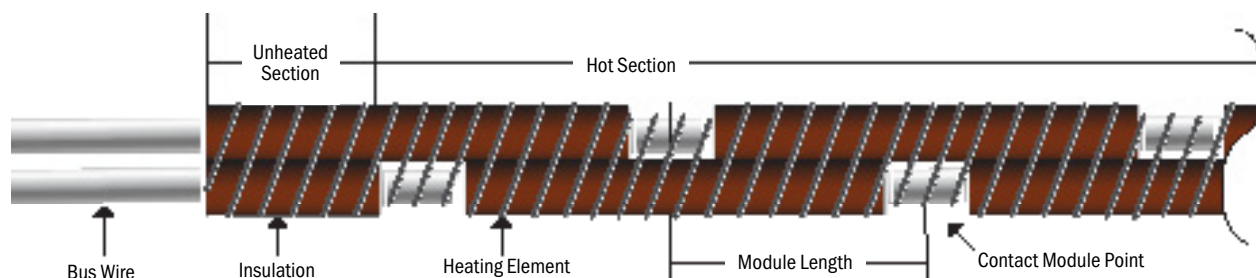
- Process maintenance
- Viscosity control
- Low to high temperature control
- Freeze protection
- Ordinary locations
- Hazardous locations



CONSTANT-WATTAGE HEATING CABLE SELECTION GUIDE

BriskHeat® Constant-Wattage Heating Cables	FE Series	KE Series	KM Series	KK Series
Page	50	47	48	49
Maximum Exposure Temperature	400°F (204°C)	500°F (260°C)	500°F (260°C)	500°F (260°C)
Outer Jacket	FEP Extruded Jacket with Tinned Copper Overbraid	PFA Extruded Jacket	Polymide Film with Tinned Copper Overbraid	Polymide Film with Tinned Copper Overbraid
Available Voltages	120, 208, 240, 277, 480 VAC	120, 208, 240, 277, 480 VAC	120, 208, 240, 277, 480 VAC	120, 208, 240, 277, 480 VAC
Available Wattages	3, 5, 8, & 12 watts/ft (10, 16, 26, & 39 watts/m)	4, 8, & 12 watts/ft (13, 26, & 39 watts/m)	4, 8 & 12 watts/ft (13, 26, & 39 watts/m)	4, 8, 12, & 18 watts/ft (13, 26, 39, & 59 watts/m)
Nominal Dimensions	0.2 in x 0.3 in (5 mm x 8 mm) 12 AWG	0.2 in x 0.3 in (5 mm x 8 mm) 12 AWG	0.2 in x 0.3 in (5 mm x 8 mm) 12 AWG	0.15 in x 0.25 in (4 mm x 6 mm) 12 AWG
Weight per 500 Foot (152m) Spool	40 lb (18 kg)	41 lb (19 kg)	45 lb (20 kg)	30 lb (14 kg)
Dielectric Strength	Over 2000 volts	Over 2000 volts	Over 2000 volts	Over 2000 volts
Resistance to Moisture	Poor	Excellent	Good	Good
Resistance to Chemicals	Poor	Excellent	Good	Good
Resistance to Flame	Outstanding	Excellent	Outstanding	Excellent
Resistance to Radiation	Fair to good	Fair to good	Good	Outstanding flexibility after exposure to 10 ⁹ RADS

How Constant-Wattage Cable Works



Constant-Wattage cable uses a fixed resistance wire wrapped around two main conductors (bus wires). At specific intervals the insulation is removed from the bus wires, forming the Contact Module Points.

These Contact Module Points are staggered along the length of the cable. This creates consistent heating circuits known as the Module Length. When power is applied to the bus wires each complete Module Length heats at the rated wattage output.

The incomplete Module Lengths, at the beginning and end of each cable, do not heat. This allows the “Cold” ends to be safely placed inside of a controller or junction box.

FE GENERAL-PURPOSE CONSTANT-WATTAGE HEATING CABLE

- Temperatures up to 400°F (204°C)
- Power remains constant regardless of temperature
- Can be cut-to-length at job site
- Wide range of general-purpose applications
 - Mid-range process temperature control for food and chemical processing
 - Water lines
 - Fire protection systems
 - Fuel oil
 - Condensate return
 - Hot water lines
 - Lines periodically purged with 250 psig steam
 - Not suitable for installation in wet locations and outdoor use

Specifications

Exposure Temperature Range: -22°F to 400°F (-30°C to 204°C)

Minimum Bend Radius: 1.0 in (25 mm)

Bus Wire Gauge: 12 AWG

Dimensions: 0.2 in x 0.3 in (5 mm x 8 mm)

Weight: 40 lb (18 kg) per 500-foot (152 m) spool



Ordinary Locations
Hazardous Locations:
Class I, Division 2, Groups B, C, & D
Class II, Division 2, Groups F, & G
Class III, Division 2



Tinned copper braid only
Ordinary locations
120, 240 VAC only



Approvals valid only when used with appropriate heating cable and installation accessories, and installed in accordance with all applicable instructions, codes, and regulations.

Ordering Information

Part Number Matrix


FECAB 3 120 B

Watts/ft: _____
3, 5, 8, 12

Voltage: _____
120, 208, 240, 277, 480

Braid Type: _____
B- (tinned copper metal braid), SS- (stainless steel overbraid)

See pages 50-51 for connection/termination kits and accessories.



**Temperatures
Up to
400°F (204°C)**

Maximum Circuit Length in ft (m)

Cable	120 VAC	208 VAC	240 VAC	277 VAC	480 VAC
3 watts/ft (10 watts/m)	640 (195)	1110 (338)	1280 (390)	N/A	2560 (780)
5 watts/ft (16 watts/m)	385 (117)	665 (203)	770 (234)	N/A	1535 (468)
8 watts/ft (26 watts/m)	240 (73)	415 (127)	480 (146)	555 (169)	960 (293)
12 watts/ft (39 watts/m)	160 (49)	277 (85)	320 (98)	370 (113)	640 (195)

Circuit Module Length in ft (m)

Cable Type	120 VAC	208 VAC	240 VAC	277 VAC	480 VAC
3 watts/ft (10 watts/m)	2.0 (0.6)	4.0 (1.2)	4.0 (1.2)	N/A	8.0 (2.4)
5 watts/ft (16 watts/m)	2.0 (0.6)	4.0 (1.2)	3.0 (0.9)	N/A	6.0 (1.8)
8 watts/ft (26 watts/m)	2.0 (0.6)	4.0 (1.2)	4.0 (1.2)	4.0 (1.2)	6.0 (1.8)
12 watts/ft (39 watts/m)	2.0 (0.6)	6.0 (1.8)	2.0 (0.6)	4.0 (1.2)	4.0 (1.2)

When ordering, please allow a minimum of 1 module length extra for terminations.

IMPORTANT: Temperature controller is required for this product. See options starting on page 145.

KE HARSH ENVIRONMENT CONSTANT-WATTAGE HEATING CABLE

- Temperatures up to 500°F (260°C)
- Power remains constant regardless of temperature
- Moisture, chemical, flame, and radiation resistant
- Can be cut-to-length at job site
- Wide range of applications in corrosive environments
 - Freeze protection
 - Viscosity control
 - High temperature process control
 - Asphalt plants
 - Oil refineries
 - Mines
 - Chemical and petrochemical processing areas
 - Other explosive and corrosive atmospheres
 - Severe arctic cold

Specifications

Exposure Temperature Range: -22°F to 500°F (-30°C to 260°C)

Minimum Bend Radius: 1.0 in (25 mm)

Bus Wire Gauge: 12 AWG

Dimensions: 0.2 in x 0.3 in (5 mm x 8 mm)

Weight: 41 lb. (19 kg) per 500-foot (152 m)



Ordinary Locations
Hazardous Locations:
Class I, Division 2, Groups B, C, & D
Class II, Division 2, Groups F, & G
Class III, Division 2



Approvals valid only when used with appropriate heating cable and installation accessories, and installed in accordance with all applicable instructions, codes, and regulations.

Ordering Information


Part Number Matrix

KECAB 4 120

Watts/ft: _____
4, 8, 12

Voltage: _____
120, 208, 240, 277, 480

See pages 50-51 for connection/termination kits and accessories.



**Moisture
& Chemical
Resistant**



**Temperatures
Up to
500°F (260°C)**

Maximum Circuit Length in ft (m)

Cable Type	120 VAC	208 VAC	240 VAC	277 VAC	480 VAC
4 watts/ft (13 watts/m)	480 (146)	830 (253)	960 (293)	1110 (338)	1920 (585)
8 watts/ft (26 watts/m)	240 (73)	415 (127)	480 (146)	555 (169)	960 (293)
12 watts/ft (39 watts/m)	160 (49)	277 (85)	320 (98)	370 (113)	640 (195)

Circuit Module Length in ft (m)

Cable Type	120 VAC	208 VAC	240 VAC	277 VAC	480 VAC
4 watts/ft (13 watts/m)	4.0 (1.2)	4.0 (1.2)	4.0 (1.2)	4.0 (1.2)	8.0 (2.4)
8 watts/ft (26 watts/m)	4.0 (1.2)	4.0 (1.2)	4.0 (1.2)	4.0 (1.2)	6.0 (1.8)
12 watts/ft (39 watts/m)	2.0 (0.6)	6.0 (1.8)	4.0 (1.2)	4.0 (1.2)	6.0 (1.8)

When ordering, please allow a minimum of 1 module length extra for terminations.

IMPORTANT: Temperature controller is required for this product. See options starting on page 145.

KM CONSTANT-WATTAGE HEATING CABLE

- ▶ Temperatures up to 500° F (260° C)
- ▶ Power remains constant regardless of temperature
- ▶ Moisture, chemical, flame, and radiation resistant
- ▶ Can be cut-to-length at job site
- ▶ Wide range of applications
 - Freeze protection
 - Viscosity control
 - High temperature process control
 - Power plants
 - Oil refineries
 - Water treatment plants
 - Food processing plants
 - Other explosive atmospheres

Specifications

Exposure Temperature Range: -22° F to 500° F (-30° C to 260° C)

Minimum Bend Radius: 1.0 in (25 mm)

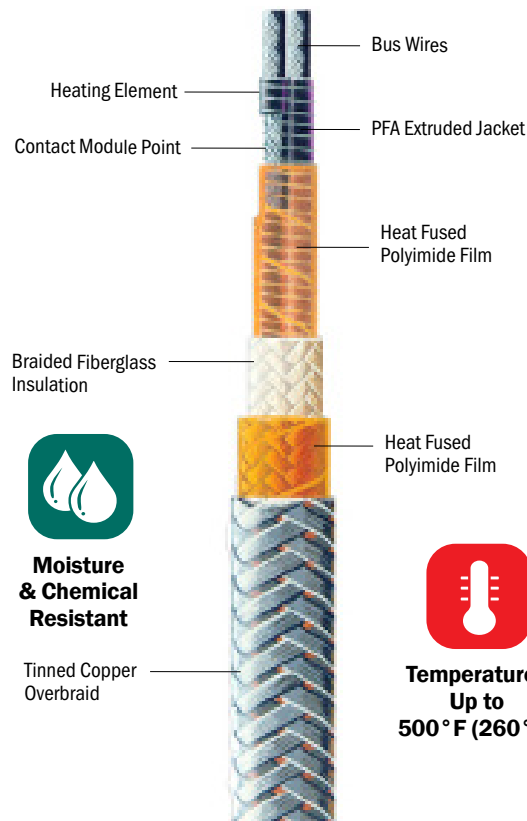
Bus Wires Gauge: 12 AWG

Dimensions: 0.2 in x 0.3 in (5 mm x 8 mm)

Weight: 45 lb (20 kg) per 500-foot (152 m) spool



Ordinary Locations
Hazardous Locations:
Class I, Division 2, Groups B, C, & D
Class II, Division 2, Groups F, & G
Class III, Division 2



**Moisture
& Chemical
Resistant**

Tinned Copper
Overbraid



**Temperatures
Up to
500° F (260° C)**

Approvals valid only when used with appropriate heating cable and installation accessories, and installed in accordance with all applicable instructions, codes, and regulations.

Ordering Information

Part Number Matrix

KMCAB 8 120 12

Watts/ft: _____
4, 8, 12

Voltage: _____
120, 208, 240, 277, 480

Bus Gauge: _____
12 AWG

See pages 50-51 for connection/termination kits and accessories.

Maximum Circuit Length in ft (m)

Cable Type	120 VAC	208 VAC	240 VAC	277 VAC	480 VAC
4 watts/ft (13 watts/m)	480 (146)	830 (253)	960 (293)	1110 (338)	1920 (585)
8 watts/ft (26 watts/m)	240 (73)	415 (127)	480 (146)	555 (169)	960 (293)
12 watts/ft (39 watts/m)	160 (49)	277 (85)	320 (98)	370 (113)	640 (195)

Circuit Module Length in ft (m)

Cable Type	120 VAC	208 VAC	240 VAC	277 VAC	480 VAC
4 watts/ft (13 watts/m)	4.0 (1.2)	4.0 (1.2)	4.0 (1.2)	4.0 (1.2)	8.0 (2.4)
8 watts/ft (26 watts/m)	4.0 (1.2)	4.0 (1.2)	4.0 (1.2)	4.0 (1.2)	6.0 (1.8)
12 watts/ft (39 watts/m)	4.0 (1.2)	6.0 (1.8)	4.0 (1.2)	4.0 (1.2)	4.0 (1.2)

When ordering, please allow a minimum of 1 module length extra for terminations.

IMPORTANT: Temperature controller is required for this product. See options starting on page 145.

KK CONSTANT-WATTAGE HEATING CABLE

- ▶ Temperatures up to 500°F (260°C)
- ▶ Power remains constant regardless of temperature
- ▶ Can be cut-to-length at job site
- ▶ Moisture, chemical, flame, and radiation resistant
- ▶ Wide range of high temperature applications
 - Viscosity control
 - Asphalt lines
 - Heavy oil lines
 - Nuclear environments
 - Locations where halogens are not permitted
 - Process lines subject to high pressure steam blow down

Specifications

Exposure Temperature Range: -22°F to 500°F
(-30°C to 260°C)

Minimum Bend Radius: 1.0 in (25 mm)

Bus Wire Gauge: 12 AWG

Dimensions: 0.15 in x 0.25 in (4 mm x 6 mm)

Weight: 30 lb. (14 Kg) per 500-foot (152 m) spool



Ordinary Locations
Hazardous Locations:
Class I, Division 2, Groups B, C, & D
Class II, Division 2, Groups F, & G
Class III, Division 2



Approvals valid only when used with appropriate heating cable and installation accessories, and installed in accordance with all applicable instructions, codes, and regulations.

Ordering Information

Part Number Matrix

Watts/ft:


4, 8, 12, 18

Voltage:

120, 208, 240, 277, 480

See pages 50-51 for connection/termination kits and accessories.

KKCAB 8 120



Maximum Circuit Length in ft (m)

Cable Type	120 VAC	208 VAC	240 VAC	277 VAC	480 VAC
4 watts/ft (13 watts/m)	480 (146)	830 (253)	960 (293)	1110 (338)	1920 (585)
8 watts/ft (26 watts/m)	240 (73)	415 (127)	480 (146)	555 (169)	960 (293)
12 watts/ft (39 watts/m)	160 (49)	277 (85)	320 (98)	370 (113)	640 (195)
18 watts/ft (59 watts/m)	105 (32)	185 (56)	215 (65)	245 (75)	425 (130)

Circuit Module Length in ft (m)

Cable Type	120 VAC	208 VAC	240 VAC	277 VAC	480 VAC
4 watts/ft (13 watts/m)	4.0 (1.2)	4.0 (1.2)	4.0 (1.2)	4.0 (1.2)	8.0 (2.4)
8 watts/ft (26 watts/m)	2.0 (0.6)	4.0 (1.2)	4.0 (1.2)	4.0 (1.2)	6.0 (1.8)
12 watts/ft (39 watts/m)	2.0 (0.6)	4.0 (1.2)	4.0 (1.2)	4.0 (1.2)	7.0 (2.1)
18 watts/ft (59 watts/m)	1.75 (0.5)	3.0 (0.9)	3.5 (1.1)	4.0 (1.2)	5.5 (1.7)

When ordering, please allow a minimum of 1 module length extra for terminations.

IMPORTANT: Temperature controller is required for this product. See options starting on page 145.

FE CONNECTION/TERMINATION KITS



FECABUC Contents

FECABKC:

Lead/End Termination Kit

- 5 - Lead pouches
- 5 - End pouches
- 10 - Shrink tubes

Enough to complete five lead terminations and five end terminations.

FECABUC:

Universal Connection/Termination Kit

- 3 - Lead pouches
- 2 - End pouches
- 6 - Shrink tubes
- 1 - 3 oz (89 ml) tube RTV sealant
- 1 - Caution label
- 2 - Ring terminals
- 2 - Splice connectors 12-10
- 3 - Wire nuts
- 1 - 1 in NPT Pipe standoff
- 2 - Pipe straps

Enough to complete one power input connection or one power input splice, three lead terminations and two end terminations.

NOTE: Requires double hub junction box.

FECABLP:

Lead Termination Kit

- 1 - Lead pouch
- 1 - Shrink tube

Enough to complete one lead termination.

FECABSK:

Splice Kit

- 3 - Lead pouches
- 1 - End pouch
- 4 - Shrink tubes
- 1 - 3 oz (89 ml) Tube RTV sealant
- 1 - Caution label
- 3 - Ring terminals
- 3 - Splice connectors 12-10

Enough to complete one in-line splice or one tee splice, three lead terminations and one end termination.

NOTE: Requires single hub junction box, pipe standoff, two pipe straps.

FECABEP:

End Termination Kit

- 1 - End pouch
- 1 - Shrink tube

Enough to complete one end termination.

KE/KM/KK CONNECTION/TERMINATION KITS



KCABUC Contents

KCABKC:

Lead/End Termination Kit

- 5 - Lead pouches
- 5 - End pouches
- 1 - 3 oz (89 ml) Tube RTV sealant

Enough to complete five lead terminations and five end terminations.

KCABUC:

Universal Connection/Termination Kit

- 2 - Lead pouches
- 2 - End pouches
- 1 - 3 oz (89 ml) Tube RTV sealant
- 1 - Caution label
- 2 - Ring terminals
- 2 - Splice connectors 12-10
- 2 - Wire nuts
- 1 - 1 in NPT pipe standoff
- 2 - Pipe straps

Enough to complete one power input connection or one power input splice, two lead terminations and two end terminations.

NOTE: Requires double-hub junction box.

KCABLP:

Lead Termination Kit

- 1 - Lead pouch

Enough to complete one lead termination.

NOTE: Requires RTV silicone

KCABSK:

Splice Kit

- 3 - Lead Pouches
- 3 - End pouches
- 1 - 3 oz (89 ml) Tube RTV sealant
- 1 - Caution label
- 3 - Ring terminals
- 3 - Splice connectors 12-10

Enough to complete one in-line splice or one tee splice, three lead terminations and three end terminations.

NOTE: Requires single hub junction box, pipe standoff, two pipe straps.

KCABEP:

End Termination Kit

- 1 - End pouch

Enough to complete one end termination.

NOTE: Requires RTV silicone.

HEATING CABLE ACCESSORIES

Adhesive Tape

Adhesive tape used for mounting heating cable.



Part No.	Description
PSAT36A	Standard Fiberglass Tape Suitable for General Purpose Applications Size: 0.5 in x 108 ft (13 mm x 38 m) Silicone Adhesive Temp Limit: 392°F (200°C)
AAT25	Standard Aluminum Tape Suitable for General Purpose Applications Size: 2.5 in x 180 ft (64 mm x 55 m) Acrylic Adhesive watts/Liner Temp Limit: 305°F (152°C)
AAT260	Extra-Strength Aluminum Tape Enhanced Durability and Adhesion for More Rigorous Applications Size: 2 in x 180 ft (51 mm x 55 m) Acrylic Adhesive Temp Limit: 300°F (149°C)
AAT2180	High Temperature Aluminum Tape Designed for applications above 392°F (200°C) Size: 2 in x 180 ft (51 mm x 55 m) Silicone Adhesive watts/Liner Temp Limit: 550°F (288°C)

NEW!

Junction Box

Metallic enclosure with watertight cover. Suitable for ordinary locations. NEMA 3R rated for indoor/outdoor use.



File No. 195978



File No. C22.2 No. 18




Part No.	Description
JBM050	Metallic Box 3 hub 1/2 in NPT Dimensions: 2 in x 4-1/2 in x 2-3/4 in (51 mm x 114 mm x 70 mm)
JBM075	Metallic Box 3 hub 3/4 in NPT Dimensions: 2 in x 4-1/2 in x 2-3/4 in (51 mm x 114 mm x 70 mm)
JBM100	Metallic Box 3 hub 1 in NPT Dimensions: 2-5/8 in x 4-1/2 in x 2-3/4 in (67 mm x 114 mm x 70 mm)

Hazardous Location Junction Box

Metallic enclosure with watertight explosion proof cover. Suitable for hazardous locations. C1 D1 NEMA 4x rated for indoor/outdoor use.



Part No.	Description
JBH075	Metallic box 7 hub 3/4 in NPT Dimensions: 4.6 in x 4.6 in x 3.5 in (118 mm x 118 mm x 89 mm)
JBH100	Metallic box 7 hub 1 in NPT Dimensions: 4.6 in x 4.6 in x 3.5 in (118 mm x 118 mm x 89 mm)



Pipe Standoff

Aluminum standoff for mounting junction boxes to pipe.

Part No.	Description
PSOCAB075	3/4 in NPT thread
PSOCAB010	1 in NPT thread



Pipe Strap

Stainless steel pipe straps used to secure pipe standoff to pipe.

Part No.	Description
BPSCAB2-6	Adjustable from: 2 in to 6 in (51mm to 152mm)



RTV Sealant

Silicone sealant used to seal lead pouches, end pouches, and pipe standoffs.

Part No.	Description
RTV3.0	3 oz. (89 ml)



Monitor Light Kit

Provides an LED end of circuit continuity indication for all types of heating cable. Suitable for ordinary locations. NEMA 3R rated for outdoor/wet area use. FM approved for hazardous area use.

Part No.	Description	Rating
MLK1001	120 V LED	NEMA 3R
MLK2002	240 V LED	NEMA 3R
MLKCAB120	120 V LED	FM Haz.
MLKCAB240	240 V LED	FM Haz.

Note: Lead termination kit required.
For SL series cables use SLCABLP
For FE series cables use FECABLP
For KE, KK, and KM series cables use KCABLP



Heat Conductive Putty

Used to fill voids between cable and pipe surface.

Part No.	Description
HCP1	Size: 1 lb. (0.5 kg)
HCP3	Size: 3 lb. (1.4 kg)

Electrical Tracing Caution Label

Recommended for every 10 ft (3 m) of heat trace.



Part No.	Description
BCLCAB	Caution label (English)
BCLCAB-DE	Caution label (Deutsch)
BCLCAB-ES	Caution label (Espanol)
BCLCAB-FR	Caution label (Frances)
BCLCAB-IT	Caution label (Italiano)

MINERAL-INSULATED HEATING CABLE

NEW!

Features & Benefits

- ▶ High temperature capabilities up to 1832 °F (1000 °C)
- ▶ Water resistant and high corrosion resistance — IP67 rated
- ▶ Choice of outer sheath materials: Stainless steel, Alloy 800/825, or Inconel 600
- ▶ Laser welded for superior reliability
- ▶ Customized for your application
- ▶ Extremely durable and corrosion-resistant — suitable for harsh environments
- ▶ High watt densities for faster heat-up
- ▶ Bend radius of 5x cable diameter




Temperatures
Up to
1832 °F (1000 °C)

Ideal for


- Tanks and vessels
- Power generation hoppers
- Pipe tracing
- Container heaters
- Valves, flanges, metal tubes
- Radiant heaters
- Under water heaters
- Furnaces
- Floodgate heating
- Reactors
- Plate heating
- Pump heating
- Continuous heating ovens
- Process heaters



Can be bent and shaped to fit




Ideal for a wide range of applications



Radiant heater application

MINERAL-INSULATED HEATING CABLE

Construction



Specifications

Maximum Exposure Temperature: 1832°F (1000°C)

Maximum Watt Density: 76.2 watts/ft (250 watts/m)

Outer Sheath Material Options: Stainless steel, Alloy 800 & 825, or Inconel 600

Heat Conductor: Nichrome, copper, or copper alloy resistance cable

Dielectric Mineral Insulation: MgO = Magnesium oxide

Cable Diameter: 0.125 in (3.2 mm) up to 0.25 in (6.5 mm)

Custom Lengths: Manufactured for your specific needs

IP Rating: IP67 (waterproof)

Standard Cold Lead Length: 1.64 ft (0.5 m)†

Standard Voltage: 230 VAC

Standard Brass Compression Fitting Connections: M20 x 1.5†

Minimum Bend Radius: 5 times the cable OD

† Other sizes, voltages, and fittings available




Hazardous Locations:
II 2 G Ex e IIC Gb
II 2 D Ex tb IIIC Db

Chemical & Corrosion Resistance Chart

Outer Material	Sulfuric Acid	Hydrochloric Acid	Hydrofluoric Acid	Phosphoric Acid	Nitric Acid	Organic Acid	Alkali	Salts	Seawater	Chloride
Stainless steel 321	N	N	N	N	D	E	A	A	N	N
Inconel 600	D	D	A	D	D	E	E	E	A	E
Alloy 825	E	E	E	E	E	E	E	E	E	E

Other outer material options available upon request

E - Excellent
A - Acceptable
X - Application dependent
N - Not recommended



Ordering Information

Part No.	Description
Configure-to-order	Contact us today for a quote

BriskHeat provides a complete system with all materials necessary for installation including heating cable, clamp bands, installation mesh, aluminum foil, stainless steel foil, and more.

Accessories

Part No.	Description
70000000	MI Junction Box – 4.7 in (120 mm) x 4.8 in (122 mm) x 3.5 in (90 mm)
71000210	Clamping Band – .39 in W (10 mm) x 394 in L (10 m)
71000301	Turnbuckle – for 71000210, 25/pack

IMPORTANT: Temperature controller is required for this product. See options starting on page 145.

INSUL-LOCK® FLEXIBLE CLOSED CELL PIPE INSULATION

Features & Benefits

- ▶ Environmentally-friendly, CFC-free, flexible elastomeric thermal insulation
- ▶ Double seal reduces air infiltration
- ▶ Non-porous, fiber-free, and resistant to mold growth
- ▶ Compatible with heating cable and tapes

Specifications

Operating Temperature Range: -70°F to 220°F
(-57°C to 104°C)

R-value: 3

Color: Black

Thickness: 0.5 in (1.3 cm)

Density: 3 to 6 PCF

Water Vapor Permeability:

Dry cup (elastomeric insulation): 0.03 perm/in

Wet cup (glued seam with overlap): 0.12 perm/in

Water Absorption % (volume change): 0

NEW OPTIONS!



Applications

- Self-Regulating heating cable pipe/tube insulation
- Freeze protection
- Prevent condensation on refrigerant lines, cold water plumbing, roof drains, and chilled water systems




INSUL-LOCK® FLEXIBLE CLOSED CELL PIPE INSULATION


Ordering Information

Straight Sections: 1.8 m (6 ft) long

- Easy-to-install with double seal technology
 - Built-in pressure sensitive adhesive
 - Built-in PVC overlap tape with acrylic adhesive
- Scrim reinforcement on the seam surface



Part No.	Recommended Pipe/Tube O.D. in	Inside Diameter in	Recommended Pipe/Tube O.D. mm	Inside Diameter mm
INSUL78	½ - ¾	⅞	13 - 16	22
INSUL118	¾ - 1	1 ⅛	19 - 22	29
INSUL138	1	1 ⅜	25	35
INSUL158	1 ⅛	1 ⅝	29	41
INSUL2	1 ⅜	2	35	51
INSUL218	1 ⅝	2 ⅛	41	54
INSUL238	2	2 ⅜	51	60
INSUL258	2 ⅛	2 ⅝	54	67
INSUL278	2 ⅜	2 ⅞	60	73
INSUL318	2 ⅝	3 ⅛	67	79
INSUL312	2 ⅞	3 ½	73	89
INSUL358	3 ⅛	3 ⅝	79	92
INSUL418	3 ½	4 ⅛	89	105
INSUL412	4	4 ½	102	114
INSUL558	5	5 ⅝	127	143
INSUL658	6	6 ⅝	152	168



Tees

Part No.	Recommended Pipe/Tube O.D. in	Inside Diameter in	Recommended Pipe/Tube O.D. mm	Inside Diameter mm
INSUL78T	½ - ¾	⅞	13 - 16	22
INSUL118T	¾ - 1	1 ⅛	19 - 22	29
INSUL138T	1	1 ⅜	25	35
INSUL158T	1 ⅛	1 ⅝	29	41
INSUL2T	1 ⅜	2	35	51
INSUL218T	1 ⅝	2 ⅛	41	54
INSUL238T	2	2 ⅜	51	60
INSUL258T	2 ⅛	2 ⅝	54	67
INSUL278T	2 ⅜	2 ⅞	60	73
INSUL318T	2 ⅝	3 ⅛	67	79
INSUL312T	2 ⅞	3 ½	73	89
INSUL358T	3 ⅛	3 ⅝	79	92
INSUL418T	3 ½	4 ⅛	89	105
INSUL412T	4	4 ½	102	114
INSUL558T	5	5 ⅝	127	143
INSUL658T	6	6 ⅝	152	168

90° Elbows



Part No.	Recommended Pipe/Tube O.D. in	Inside Diameter in	Recommended Pipe/Tube O.D. mm	Inside Diameter mm
INSUL7890	½ - ¾	⅞	13 - 16	22
INSUL11890	¾ - 1	1 ⅛	19 - 22	29
INSUL13890	1	1 ⅜	25	35
INSUL15890	1 ⅛	1 ⅝	29	41
INSUL290	1 ⅜	2	35	51
INSUL21890	1 ⅝	2 ⅛	41	54
INSUL23890	2	2 ⅜	51	60
INSUL25890	2 ⅛	2 ⅝	54	67
INSUL27890	2 ⅜	2 ⅞	60	73
INSUL31890	2 ⅝	3 ⅛	67	79
INSUL31290	2 ⅞	3 ½	73	89
INSUL35890	3 ⅛	3 ⅝	79	92
INSUL41890	3 ½	4 ⅛	89	105
INSUL41290	4	4 ½	102	114
INSUL55890	5	5 ⅝	127	143
INSUL65890	6	6 ⅝	152	168

90° Elbows and Tees: Slits are cut by end user and require adhesive like RTV for installation

Accessories



Part No.	Description
RTV3.0	Silicone adhesive sealant used to seal 90° elbows and tees; 3 oz (89 ml)



Insul-EZ™ Adhesive Backed Sheet Insulation

Easy-to-install peel-and-stick adhesive backed sheet insulation for heaters and enclosures to reduce heat loss.

Part No.	Description
INSULEZ48	48 in x 48 in (122 cm x 122 cm) Adhesive Backed Sheet Insulation

RWK/RWF/RWG RESISTANCE WIRE

Features & Benefits

- ▶ Same multi-stranded wire we used in high-quality heating element
- ▶ 500 ft (152 m) or 1000 ft (305 m) standard spool sizes
- ▶ Provides greater flexibility and durability than solid strand wires
- ▶ Flexible up to a 1/16 in (1.6 mm) radius

Polyimide Film Insulated Resistance Wire — RWK Series

Specifications

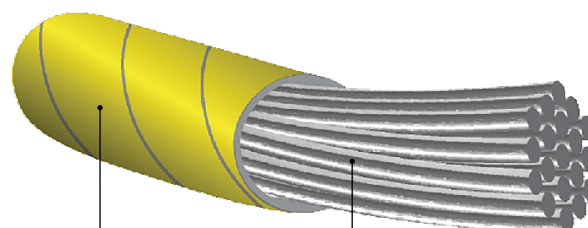
Maximum Exposure Temperature: 356°F (180°)

Insulation Type: 1 mil polyimide film with 50% overlap

Insulation Thickness: 2 mil

Dielectric Strength: Over 2000 volts (Suitable for use on Conductive Surfaces)

UL® rated to 482°F (250°C), 600 VAC, AWM 5417



Polymide Film

Resistance Wire

RWK

Fiberglass Insulated Resistance Wire — RWF Series

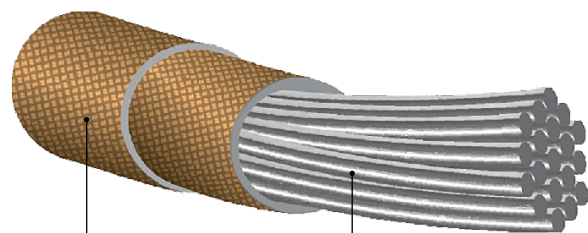
Specifications

Maximum Exposure Temperature: 1100°F (593°C)

Insulation Type: Two layers of 8 mil diameter strands of fiberglass yarn

Dielectric Strength: Over 2000 volts (Not Suitable for use on Conductive Surfaces)

PTFE Optional Coating: Provides anti-fraying and abrasion resistance



Double Fiberglass Braid

Resistance Wire

RWF

Grounded Resistance Wire — RWG Series

Specifications

Maximum Exposure Temperature: 356°F (180°C)

360° Grounded Braid: Wraps completely around heating element for maximum safety

Insulation Type: 1 mil polyimide film with 50% overlap

Insulation Thickness: 2 mil

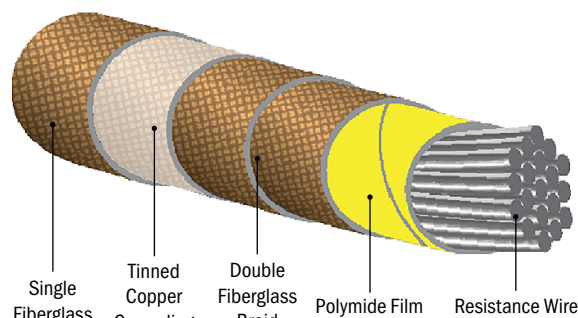
Construction: Two layers of 8 mil diameter fiberglass braided over polyimide film

Dielectric Strength: Over 2000 volts (Suitable for use on Conductive Surfaces)

PTFE Optional Coating: Provides anti-fraying and abrasion resistance



rated to 482°F (250°C), 600 VAC, AWM 5418



Single Fiberglass Braid

Tinned Copper Grounding Braid

Double Fiberglass Braid

Polymide Film

Resistance Wire

RWG

Ordering Information

When specifying resistance wire, it is important to consider all aspects of the application and wire. For example, if the application is on a conductive surface, wire type RWF should not be chosen. Also, if the application requires constant temperatures of 350°F (176°C), then alloy K should not be chosen. Call BriskHeat® or your local distributor for application assistance.

Part Number Guide

Resistance Wire Type:	RWG	25	A	-	7.00	T	A
Resistance Wire Type: _____ RWK- Polyimide Film Insulated, RWF- Fiberglass Insulated, RWG- Grounded							
Number of Strands:	Number of Strands: _____ (see below tables)						
Alloy Type:	Alloy Type: _____ (see below tables)						
Resistance per Foot:	Resistance per Foot: _____ (see below tables)						
Optional Coating:	Optional Coating: _____ T- PTFE (RWF and RWG only), Blank - None						
Spool Size:	Spool Size: _____ A - 500 ft (152 m), B - 1000 ft (305 m)						

Alloy Specifications

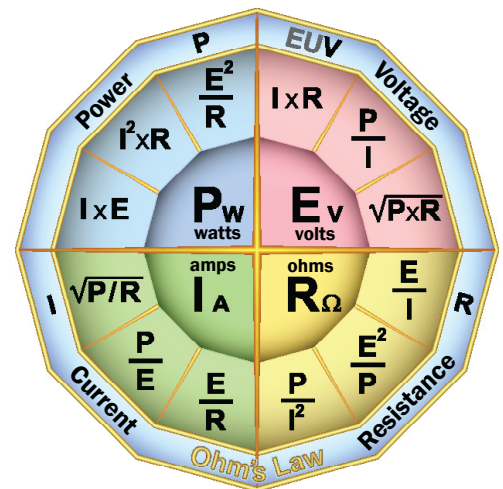
Alloy Type	Gauge/Strand	Max Exposure Temperature	Ohms/FT/Strand	Composition
A	43	1650°F (899°C)	175.00	71.75% Fe, 22% Cr, 5.75% Al, 0.5% Cu
B	41	1650°F (899°C)	115.31	71.75% Fe, 22% Cr, 5.75% Al, 0.5% Cu
C	40	1650°F (899°C)	88.18	71.75% Fe, 22% Cr, 5.75% Al, 0.5% Cu
D	40	1650°F (899°C)	70.24	60% Ni, 15% Cr, 25% Fe
E	39	1650°F (899°C)	55.10	60% Ni, 15% Cr, 25% Fe
F	37	1650°F (899°C)	33.33	60% Ni, 15% Cr, 25% Fe
G	37	1022°F (550°C)	14.52	55% Cu, 45% Ni
H	37	1000°F (538°C)	8.88	78% Cu, 22% Ni
I	37	797°F (425°C)	4.44	88% Cu, 12% Ni
K	36	300°F (149°C)	0.43	96% Cu (core), 4% Ni (cladding)

Resistance Per Foot

Number of Strands	Alloy Type									
	A	B	C	D	E	F	G	H	I	K
5	35.000	23.062	17.636	14.048	11.020	6.666	2.904	1.776	0.888	0.086
6	29.167	19.218	14.697	11.707	9.183	5.555	2.420	1.480	0.740	0.072
7	25.000	16.473	12.597	10.034	7.871	4.761	2.074	1.269	0.634	0.061
8	21.875	14.414	11.023	8.780	6.888	4.166	1.815	1.110	0.555	0.054
9	19.444	12.812	9.798	7.804	6.122	3.703	1.613	0.987	0.493	0.048
10	17.500	11.531	8.818	7.024	5.510	3.333	1.452	0.888	0.444	0.043
11	15.909	10.483	8.016	6.385	5.009	3.030	1.320	0.807	0.404	0.039
12	14.583	9.609	7.348	5.853	4.592	2.778	1.210	0.740	0.370	0.036
13	13.462	8.870	6.783	5.403	4.238	2.564	1.117	0.683	0.342	0.033
14	12.500	8.236	6.299	5.017	3.936	2.381	1.037	0.634	0.317	0.031
15	11.667	7.687	5.879	4.683	3.673	2.222	0.968	0.592	0.296	0.029
16	10.938	7.207	5.511	4.390	3.444	2.083	0.908	0.555	0.278	0.027
17	10.294	6.783	5.187	4.132	3.241	1.961	0.854	0.522	0.261	0.025
18	9.722	6.406	4.899	3.902	3.061	1.852	0.807	0.493	0.247	0.024
19	9.211	6.069	4.641	3.697	2.900	1.754	0.764	0.467	0.234	0.023
20	8.750	5.766	4.409	3.512	2.755	1.667	0.726	0.444	0.222	0.022
21	8.333	5.491	4.199	3.345	2.624	1.587	0.691	0.423	0.211	0.020
22	7.955	5.241	4.008	3.193	2.505	1.515	0.660	0.404	0.202	0.020
23	7.609	5.013	3.834	3.054	2.396	1.449	0.631	0.386	0.193	0.019
24	7.292	4.805	3.674	2.927	2.296	1.389	0.605	0.370	0.185	0.018
25	7.000	4.612	3.527	2.810	2.204	1.333	0.581	0.355	0.178	0.017
26	6.731	4.435	3.392	2.702	2.119	1.282	0.558	0.342	0.171	0.017
27	6.481	4.271	3.266	2.601	2.041	1.234	0.538	0.329	0.164	0.016
28	6.250	4.118	3.149	2.509	1.968	1.190	0.519	0.317	0.159	0.015
29	6.034	3.976	3.041	2.422	1.900	1.149	0.501	0.306	0.153	0.015
30	5.833	3.844	2.939	2.341	1.837	1.111	0.484	0.296	0.148	0.014

NOTE: Resistance tolerance is ±8%

Ohm's Law



YOUR SPEC OUR TECH

BriskHeat has been meeting a diverse range of industrial heating needs since 1949. BriskHeat designs and manufactures flexible heating elements, control systems, and accessories that provide custom solutions for process heating, freeze protection, viscosity control, and condensation prevention.

BriskHeat's products are utilized in all types of markets from petrochemicals and semiconductors to food processing and biotech. And BriskHeat is THE WORLDWIDE leader in flexible surface heat trace products that meet the needs of global customers in virtually every industry.



BriskHeat®

4800 Hilton Corporate Drive
Columbus, OH 43232
800-848-7673 | 614-294-3376
BriskHeat.com
bhsales1@briskheat.com

FLEXIBLE **HEATING** TAPES & CORDS



BriskHeat®

INTRODUCTION TO XTREMEFLEX® HEATING TAPES & CORDS

The flexible designs and high temperature capabilities of XtremeFLEX® Heating Tapes and Cords provide an ideal solution. Heating tapes and cords can be used on any surface requiring fast and efficient direct contact heating, up to temperatures of 1400°F (760°C).

Features & Benefits

► High Temperatures and Watt Densities

- Rapid thermal response
- Temperatures up to 1400°F (760°C)
- Watt densities up to 13 watts/in² (2.0 watts/cm²)

► Extremely Flexible and Versatile

► Plug-and-Play Options

► Rugged and Durable

- Multi-stranded resistance wire
- Moisture and chemical resistance with silicone rubber sheath

► Wide Range of Applications

- Viscosity and temperature control
- Freeze protection
- Integrally heated tools
- Gas tubing
- Valves
- Laboratory apparatus
- Plastic bending
- External heating of dies and tools
- Temporary heat
- Hopper throat heater



**Temperatures
Up to
1400°F (760°C)**



XTREMEFLEX® HEATING TAPES & CORDS SELECTION GUIDE

Silicone Rubber Heating Tapes

Type	Series	Page	Maximum Exposure Temperature	Maximum Power Density watts/in ² (watts/cm ²)	Minimum Bend Radius in (mm)	IP Rating	Built-in Control	Grounded	Suitable for Electrical Conductive Surfaces
Silicone Rubber Heating Tapes	BS0 BS0-G	62	450°F (232°C)	4.3 (0.7)	0.25 (6)	IP66		✓ Select models	✓
Long-Length Silicone Rubber Heating Tapes	RKF/RKH	64	450°F (232°C)	4.3 (0.7)	0.25 (6)	IP66			✓
Silicone Rubber Heating Tapes with Preset Thermostat	RKP	65	Varies	1.0 (0.16)	0.25 (6)	IP66	✓		✓
Silicone Rubber Heating Tapes with Adjustable Thermostat Control	HSTAT MSTAT	66	Varies	6.0 (0.9)	0.25 (6)	IP54	✓	✓ Select models	✓
Silicone Rubber Heating Tapes with Time Percentage Dial Control	BSAT	68	450°F (232°C)	6.0 (0.9)	0.25 (6)	IP54	✓		✓
Cut-To-Length Silicone Rubber Heating Tapes	CTL	69	450°F (232°C)	Varies with length	0.25 (6)	IP54			✓

Cloth Heating Tapes*

Type	Series	Page	Maximum Exposure Temperature	Maximum Power Density watts/in ² (watts/cm ²)	Minimum Bend Radius in (mm)	IP Rating	Grounded	Suitable for Electrical Conductive Surfaces
Standard Insulated Cloth Heating Tapes	B00/BW0	72	932°F (500°C)	13.1 (2.0)	0.13 (3)	IP50		
Heavy Insulated Cloth Heating Tapes	BIH/BWH	73	932°F (500°C)	13.1 (2.0)	0.25 (6)	IP50		✓
Grounded Heavy Insulated Cloth Heating Tapes	BIH-G	73	482°F (250°C)	9.6 (1.5)	0.25 (6)	IP50	✓	✓
Dual Element Heavy Insulated Cloth Heating Tapes	BWH-D	74	932°F (500°C)	13.1 (2.0)	0.25 (6)	IP50		✓
High-Temperature Grounded Extra-Heavy Insulated Cloth Heating Tapes	BIHE	74	1400°F (760°C)	12.7 (2.0)	0.25 (6)	IP50	✓	✓
Plastic Bending Strip Heaters	RH	75	900°F (482°C)	8.6 (1.3)	0.13 (3)	IP50		

Heating Cords*

Type	Series	Page	Maximum Exposure Temperature	Maximum Power Density watts/ft (watts/m)	Minimum Bend Radius in (mm)	IP Rating	Grounded	Suitable for Electrical Conductive Surfaces
Heating Cords	HTC/HWC	76	932°F (500°C)	60 (197)	0.13 (3)	IP50		✓
High Temperature Grounded Heating Cords	HTCE	76	1400°F (760°C)	36 (120)	0.19 (4.7)	IP50	✓	✓

*Maximum temperatures for removable and reuseable applications may be lower.

XTREMEFLEX® SILICONE RUBBER HEATING TAPES

Features & Benefits

- ▶ Exceptional flexibility for a wide range of heating applications
- ▶ Moisture and chemical resistant — IP66 rated
- ▶ Rapid thermal response
- ▶ Wide range of sizes to choose from
- ▶ Grounded and non-grounded models
- ▶ Choice of power leads on same end or opposite ends

Specifications

Maximum Exposure Temperature: 450°F (232°C)

Outer Sheath: Silicone rubber extruded

Inner Construction: Fiberglass knitted and braided construction

Minimum Bend Radius: 0.25 in (6 mm)

Nominal Thickness: 0.125 in (3 mm)

Power density: 4.3 watts/in² (0.7 watts/cm²)

Voltage: 120 or 240 VAC

Power Leads: 2 ft (0.6 m) long with

- 120 VAC Non-grounded: Separable 2-prong plug
 - 120 VAC Grounded: Bare wires
 - 240 VAC: Crimped ferrule leads or bare wire leads.
- See ordering information for details

IP Rating: IP66



**Temperatures
Up to
450°F (232°C)**



**Moisture
& Chemical
Resistant**





**Suitable for
Electrically
Conductive
Surfaces**



XTREMEFLEX® SILICONE RUBBER HEATING TAPES

Ordering Information

BS0 Series — Non-Grounded

CE Models with crimped ferrule or bare wire leads  

Width in (mm)	Length ft (m)	Total Watts	Part No. 120 VAC	Part No. 240 VAC
0.5 (13)	2 (0.6)	52	BS0051020L	BS0052020L**
	4 (1.2)	104	BS0051040L	BS0052040L**
	6 (1.8)	156	BS0051060L	BS0052060L**
	8 (2.4)	209	BS0051080L	BS0052080L**
	10 (3.1)	261	BS0051100L	BS0052100L**
	12 (3.7)	313	BS0051120L	BS0052120L**
1.0 (25)	2 (0.6)	104	BS0101020L	BS0102020L**
	4 (1.2)	209	BS0101040L	BS0102040L**
	6 (1.8)	313	BS0101060L	BS0102060L**
	8 (2.4)	418	BS0101080L	BS0102080L**
	10 (3.1)	522	BS0101100L	BS0102100L**
	12 (3.7)	627	BS0101120L	BS0102120L**
	14 (4.3)	731	BS0101140L	BS0102140L**
	16 (4.9)	836	BS0101160L	BS0102160L**
	18 (5.5)	940	BS0101180L	BS0102180L**
	20 (6.1)	1045	—	BS0102200L**
	20 (6.1)	1075	BS0101200L	—
	2 (0.6)	209	BS0201020L	BS0202020L*
2.0 (51)	4 (1.2)	418	BS0201040L	BS0202040L*
	6 (1.8)	627	BS0201060L	BS0202060L*
	8 (2.4)	836	BS0201080L	BS0202080L*
	10 (3.1)	1045	BS0201100L	BS0202100L*
	12 (3.7)	1254	BS0201120L	BS0202120L*
	14 (4.3)	1463	BS0201140L	BS0202140L*
	16 (4.9)	1627	BS0201160L	BS0202160L*
	18 (5.5)	1881	BS0201180L*	BS0202180L*
	20 (6.1)	2090	BS0201200L*	BS0202200L*

*Bare wire, plug not included

**Crimped ferrule leads

Ordering option: For a single power lead on opposite ends, remove "L" from end of part number.



BS0 Series — Non-Grounded



BS0-G Series — Grounded

BS0-G Series — Grounded

cUL US Approval valid only when used in dry, indoor environments

CE  

Width in (mm)	Length ft (m)	Total Watts	Part No. 120 VAC	Part No. 240 VAC
1.0 (25)	2 (0.6)	104	BS0101020LG	BS0102020LG
1.0 (25)	4 (1.2)	209	BS0101040LG	BS0102040LG
1.0 (25)	6 (1.8)	313	BS0101060LG	BS0102060LG
1.0 (25)	8 (2.4)	418	BS0101080LG	BS0102080LG
1.0 (25)	10 (3.1)	522	BS0101100LG	BS0102100LG



IMPORTANT: Temperature controller is required for these products. See options starting on page 145.

Custom Sizes and Designs Available: Contact BriskHeat® or your local distributor for more information.

RKF/RKH XTREMEFLEX® LONG-LENGTH SILICONE RUBBER HEATING TAPES

Features & Benefits

- ▶ Exceptional flexibility and durability
- ▶ Standard lengths up to 200 ft (61 m)
- ▶ Moisture and chemical resistant — IP66 rated
- ▶ Suitable for electrically conductive surfaces

Specifications

Maximum Exposure Temperature: 450°F (232°C)

Minimum Bend Radius: 0.25 in (6 mm)

Power Density:

- RKF Series — 1.0 watts/in² (0.2 watts/cm²)
- RKH Series — 2.0 watts/in² (0.4 watts/cm²)
- Custom — up to 4.3 watts/in² (0.7 watts/cm²)

Voltage: 120 or 240 VAC

Power Cord: Standard 5 ft (1.5 m) power cord with

- 120 VAC: 2-prong plug (NEMA 1-15P)
- 240 VAC: Crimped ferrule leads

IP Rating: IP66

NEW!



**Moisture
& Chemical
Resistant**



CE Models with crimped ferrule leads

cULus
(RKH only)



Ordering Information

Part No. 120 VAC	Part No. 240 VAC	Product Series & Watt Density	Width in (mm)	Length ft (m)	Watts
RKF051200120	RKF052400120	RKF series 1.0 watts/in ² (0.2 watts/cm ²)	0.5 (13)	10 (3.0)	60
RKF051200240	RKF052400240			20 (6.1)	120
RKF051200480	RKF052400480			40 (12.2)	240
RKF051200720	RKF052400720			60 (18.3)	360
RKF051200960	RKF052400960			80 (24.4)	480
RKF051201200	RKF052401200	RKH series 2.0 watts/in ² (0.4 watts/cm ²)	0.5 (13)	100 (30.5)	600
RKF051201800	RKF052401800			150 (45.7)	900
RKF051202400	RKF052402400			200 (70.0)	1200
RKH051200120	RKH052400120			10 (3.0)	120
RKH051200240	RKH052400240			20 (6.1)	240
RKH051200480	RKH052400480	RKH series 2.0 watts/in ² (0.4 watts/cm ²)	0.5 (13)	40 (12.2)	480
RKH051200720	RKH052400720			60 (18.3)	720
RKH051200960	RKH052400960			80 (24.4)	960
RKH051201200	RKH052401200			100 (30.5)	1200
N/A	RKH052401800			150 (45.7)	1800
N/A	RKH052402400			200 (70.0)	2400

Part Number Matrix for Other Configurations

RKF	05	240	0240	1.0	060
Product Series					
Width: (inches)					
Voltage: (up to 240V)					
Length: (up to 2400 in)					
Watt Density: (up to 4.3 watts/in ²)					
Lead Length: (inches)					

Accessories

Adhesive Tape - Used for installation.



Part No.	Description
PSAT36A	Standard Fiberglass Tape Suitable for general purpose applications Size: 1/2 in x 36 yd (12 mm x 33 m) Silicone Adhesive Temp Limit: 392°F (200°C)
AAT260	Extra-Strength Aluminum Tape Enhanced Durability and Adhesion for More Rigorous Applications Size: 2 in x 180 ft (51 mm x 55 m) Acrylic Adhesive Temp Limit: 300°F (149°C)
AAT2180	High Temperature Aluminum Tape Designed for applications above 392°F (200°C) Size: 2 in x 180 ft (51 mm x 55 m) Silicone Adhesive w/ Liner Temp Limit: 550°F (288°C)

Custom Sizes and Designs Available: Contact BriskHeat® or your local distributor for more information.

RKP XTREMEFLEX® SILICONE RUBBER HEATING TAPES WITH PRESET THERMOSTAT

NEW!

Features & Benefits

- ▶ Extremely flexible heating tape with preset thermostat: 70°F (21°C) or 122°F (50°C)
- ▶ Ideal for freeze protection and process control heating applications
- ▶ Moisture and chemical resistant — IP66 rated
- ▶ Lengths up to 200 ft (61 m)

Specifications

Built-in Controlling Thermostat: 70°F or 122°F (21°C or 50°C)

Maximum Exposure Temperature: 450°F (232°C)

Outer Sheath: Silicone rubber extruded

Inner Construction: Fiberglass knitted and braided construction

Minimum Bend Radius: 0.25 in (6 mm)

Nominal Thickness: 0.125 in (3 mm)

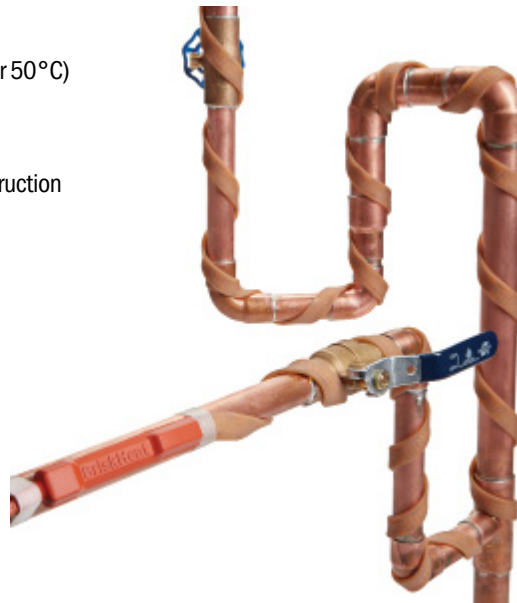
Power Density: 1.0 watts/in² (0.2 watts/cm²)

Power Cord: 5 ft (1.5 m) long with

- 120 VAC: standard 2-prong plug (NEMA 1-15)
- 240 VAC: crimped ferrule leads

IP Rating: IP66

CE Models with crimped ferrule leads



Plug & Play



Moisture & Chemical Resistant

Ordering Information

Thermostat Setting 70°F (21°C)		Thermostat Setting 122°F (50°C)		Width in (mm)	Length ft (m)	Watts
Part No. 120 VAC	Part No. 240 VAC	Part No. 120 VAC	Part No. 240 VAC			
RKP1A0072	RKP2A0072	RKP1B0072	RKP2B0072	0.5 (12.7)	6 (1.8)	50
RKP1A0096	RKP2A0096	RKP1B0096	RKP2B0096		8 (2.4)	55
RKP1A0120	RKP2A0120	RKP1B0120	RKP2B0120		10 (3.1)	60
RKP1A0240	RKP2A0240	RKP1B0240	RKP2B0240	0.5 (13)	20 (6.1)	120
RKP1A0480	RKP2A0480	RKP1B0480	RKP2B0480		40 (12.2)	240
RKP1A0600	RKP2A0600	RKP1B0600	RKP2B0600		50 (15.2)	300
RKP1A0720	RKP2A0720	RKP1B0720	RKP2B0720		60 (18.3)	360
RKP1A0900	RKP2A0900	RKP1B0900	RKP2B0900		75 (22.9)	450
RKP1A0960	RKP2A0960	RKP1B0960	RKP2B0960		80 (24.4)	480
RKP1A1200	RKP2A1200	RKP1B1200	RKP2B1200	0.5 (13)	100 (30.5)	600
RKP1A1500	RKP2A1500	RKP1B1500	RKP2B1500		125 (38.1)	750
N/A	RKP2A1800	N/A	RKP2B1800		150 (45.7)	900
N/A	RKP2A2400	N/A	RKP2B2400		200 (61.0)	1200

Accessories



Part No.	Description
PSAT36A	Standard Fiberglass Tape Suitable for general purpose applications Size: 1/2 in x 36 yd (12 mm x 33 m) Silicone Adhesive Temp Limit: 392°F (200°C)
AAT2180	High Temperature Aluminum Tape Designed for applications above 392°F (200°C) Size: 2 in x 180 ft (51 mm x 55 m) Silicone Adhesive w/Liner Temp Limit: 550°F (288°C)

Custom Sizes and Designs Available: Contact BriskHeat® or your local distributor for more information.

XTREMEFLEX® SILICONE RUBBER HEATING TAPES WITH ADJUSTABLE THERMOSTAT CONTROL

Features & Benefits

- ▶ Extremely flexible — Heats a wide range of objects quickly
- ▶ Adjustable thermostat control — Temperatures up to 160 °F (71 °C) and 425 °F (218 °C)
- ▶ Moisture and chemical resistant — IP54 rated
- ▶ Grounded and non-grounded models
- ▶ Can wrap around and heat a wide range of objects — valves, pipes, bearings, pumps, gas tubing, filter housings, actuators, and more
- ▶ Solves a wide range of applications — examples include viscosity control, freeze protection, emergency de-icing, temperature maintenance, supplemental heat, and melting of solids
- ▶ Easy-to-use — simple plug-and-play design
- ▶ Rugged — provides long service life and can be used in a wide variety of environments



Specifications

Maximum Exposure Temperature: 450°F (232°C)

Minimum Bend Radius: 0.250 in (6 mm)


Nominal Thickness: 0.125 in (3 mm)

Power Density: 6.0 watts/in² (0.9 watts/cm²)†

Power Cord: 6 ft (1.8 m) long with

- 120 VAC Non-grounded: 2-prong plug (NEMA 1-15P)
- 120 VAC Grounded: 3-prong plug (NEMA 5-15P)
- 240 VAC: Crimped ferrule leads

IP Rating: IP54

 Models with crimped ferrule leads

If precise temperature control is required for your application, please contact BriskHeat or your local distributor for application assistance and product solutions.

† Reduced watt density as low as 2.4 watts/in² (0.4 watts/cm²) for longer length heating tapes.



**Moisture
& Chemical
Resistant**



**Suitable for
Electrically
Conductive
Surfaces**



Plug & Play



Easy-to-use adjustable thermostat

XTREMEFLEX® SILICONE RUBBER HEATING TAPES WITH ADJUSTABLE THERMOSTAT CONTROL

NEW!

Ordering Information

HSTAT Series – Non-Grounded

Temperature Range: Up to 425°F (218°C)

- Ideal for higher temperature applications

Part No. 120 VAC	Part No. 240 VAC	Width in (mm)	Length ft (m)	Total Watts
HSTAT051002	HSTAT052002	0.5 (13)	2 (0.6)	72
HSTAT051004	HSTAT052004		4 (1.2)	144
HSTAT051006	HSTAT052006		6 (1.8)	216
HSTAT051008	HSTAT052008		8 (2.4)	288
HSTAT051010	HSTAT052010		10 (3.1)	360
HSTAT101002	HSTAT102002	1.0 (25)	2 (0.6)	144
HSTAT101004	HSTAT102004		4 (1.2)	288
HSTAT101006	HSTAT102006		6 (1.8)	432
HSTAT101008	HSTAT102008		8 (2.4)	576
HSTAT101010	HSTAT102010		10 (3.1)	720
HSTAT201002	HSTAT202002	2.0 (51)	2 (0.6)	288
HSTAT201004	HSTAT202004		4 (1.2)	576
HSTAT201006	HSTAT202006		6 (1.8)	864
HSTAT201008	HSTAT202008		8 (2.4)	1152
HSTAT201010	HSTAT202010		10 (3.1)	1440
HSTAT301002	HSTAT302002	3.0 (76)	2 (0.6)	432
HSTAT301004	HSTAT302004		4 (1.2)	864
HSTAT301006	HSTAT302006		6 (1.8)	1296
HSTAT301008	HSTAT302008		8 (2.4)	1440
HSTAT301010	HSTAT302010		10 (3.1)	1800

HSTAT-G Series – Grounded

Temperature Range: Up to 425°F (218°C)

Part No. 120 VAC	Part No. 240 VAC	Width in (mm)	Length ft (m)	Total Watts
HSTAT101002G	HSTAT102002G	1.0 (25)	2 (0.6)	144
HSTAT101004G	HSTAT102004G		4 (1.2)	288
HSTAT101006G	HSTAT102006G		6 (1.8)	432
HSTAT101008G	HSTAT102008G		8 (2.4)	576
HSTAT101010G	HSTAT102010G		10 (3.1)	720

MSTAT Series

Temperature Range: Up to 160°F (71°C)

- Enhanced precision for lower-temperature applications

Part No. 120 VAC	Part No. 240 VAC	Width in (mm)	Length ft (m)	Total Watts
MSTAT101002	MSTAT102002	1.0 (25)	2 (0.6)	144
MSTAT101004	MSTAT102004		4 (1.2)	288
MSTAT101006	MSTAT102006		6 (1.8)	432
MSTAT101008	MSTAT102008		8 (2.4)	576
MSTAT101010	MSTAT102010		10 (3.0)	720
MSTAT101015	MSTAT102015		15 (4.5)	1080
MSTAT101020	MSTAT102020		20 (6.1)	1200
MSTAT101030*	MSTAT102030*		30 (9.1)	1440
MSTAT101040*	MSTAT102040*		40 (12.2)	1440
MSTAT101050*	MSTAT102050*		50 (15.2)	1440

*Reduced watt density



Custom Sizes and Designs Available: Contact BriskHeat® or your local distributor for more information.

XTREMEFLEX® SILICONE RUBBER HEATING TAPES WITH TIME PERCENTAGE CONTROL

Features & Benefits

- ▶ Extremely flexible — Heats a wide range of objects quickly
- ▶ Time percentage control — Easily adjusts time heater is on and off: 5 to 100%
- ▶ Moisture and chemical resistant — IP54 rated
- ▶ Ideal for a wide range of temporary heating applications and surfaces: laboratory, valves, facilities maintenance, and more

Specifications

Maximum Exposure Temperature: 450°F (232°C)

Minimum Bend Radius: 0.25 in (6 mm)

Nominal Thickness: 0.125 in (3 mm)

Power Density: 6.0 watts/in² (0.9 watts/cm²)

Power Cord: 6 ft (1.8 m) long with

– 120 VAC Non-grounded: 2-prong plug (NEMA 1-15P)

– 240 VAC: Bare wire leads

IP Rating: IP54

CE Models with bare wire leads



Ordering Information

Part No. 120 VAC	Part No. 240 VAC	Width in (mm)	Length ft (m)	Total Watts
BSAT051002	BSAT052002	0.5 (13)	2 (0.6)	72
BSAT051004	BSAT052004		4 (1.2)	144
BSAT051006	BSAT052006		6 (1.8)	216
BSAT051008	BSAT052008		8 (2.4)	288
BSAT051010	BSAT052010		10 (3.1)	360
BSAT101002	BSAT102002	1.0 (25)	2 (0.6)	144
BSAT101004	BSAT102004		4 (1.2)	288
BSAT101006	BSAT102006		6 (1.8)	432
BSAT101008	BSAT102008		8 (2.4)	576
BSAT101010	BSAT102010		10 (3.1)	720
BSAT201002	BSAT202002	2.0 (51)	2 (0.6)	288
BSAT201004	BSAT202004		4 (1.2)	576
BSAT201006	BSAT202006		6 (1.8)	864
BSAT201008	BSAT202008		8 (2.4)	1152
BSAT201010	BSAT202010		10 (3.1)	1440
BSAT301002	BSAT302002	3.0 (76)	2 (0.6)	432
BSAT301004	BSAT302004		4 (1.2)	864
BSAT301006	BSAT302006		6 (1.8)	1296
BSAT301008	BSAT302008		8 (2.4)	1440
BSAT301010	BSAT302010		10 (3.1)	1800



Plug & Play



Moisture
& Chemical
Resistant



Suitable for
Electrically
Conductive
Surfaces

What is a Time Percentage Control?

The time percentage controller varies the proportion (length) of time the heater is in the “on” or “off” heating mode. The heating application will determine the actual percentage set-point required. The controller does not use a temperature sensor and therefore satisfactory operation requires occasional supervision under changing load conditions.



Adhesive Tape

Provides intimate contact with surface to be heated. A heating tape essential!



Part No.	Description
PSAT36A	Standard Fiberglass Tape Suitable for general purpose applications Size: 1/2 in x 36 yd (12 mm x 33 m) Silicone Adhesive Temp Limit: 400°F (204°C)
AAT260	Extra-Strength Aluminum Tape Enhanced Durability and Adhesion for More Rigorous Applications Size: 2 in x 180 ft (51 mm x 55 m) Acrylic Adhesive Temp Limit: 350°F (176°C)
AAT2180	High Temperature Aluminum Tape Designed for applications above 392°F (200°C) Size: 2 in x 180 ft (51 mm x 55 m) Silicone Adhesive w/ Liner Temp Limit: 550°F (288°C)

Custom Sizes and Designs Available: Contact BriskHeat® or your local distributor for more information.

CTL XTREMEFLEX® CUT-TO-LENGTH SILICONE RUBBER HEATING TAPES

Features & Benefits

- ▶ Exceptional flexibility — well suited for pipeline tracing
- ▶ Can be cut-to-length at job site
- ▶ Moisture and chemical resistant — IP54 rated
- ▶ Rapid thermal response

Specifications

Maximum Exposure Temperature: 450°F (232°C)

Outer Sheath: Silicone rubber extruded

Inner Construction: Fiberglass knitted and braided construction

Minimum Bend Radius: 0.25 in (6 mm)

Nominal Thickness: 0.125 in (3 mm)

IP Rating : IP54



Ordering Information

Cut-To-Length Heating Tape

Part No.	Ohms Per ft (m)	Volts	Min ft (m)	Max ft (m)	Width in (mm)
Call	0.10 (0.328)	120 VAC	57 (17)	220 (67)	1 (25)
		240 VAC	114 (35)	440 (134)	
Call	0.90 (2.953)	120 VAC	19 (6)	74 (23)	1 (25)
		240 VAC	38 (12)	146 (45)	
Call	10.00 (32.808)	120 VAC	6 (2)	22 (7)	1 (25)
		240 VAC	12 (4)	44 (13)	

Contact your Representative for ordering specifications.

Cut-To-Length Termination Kits

Part No.	Type	Description	Usage
CTLLK	Lead Kit	Crimp-on wire terminals	Connects main power supply to heating tape.
		Heavy-Duty joint cover	
CTLEK	End Kit	8 ft (2.4 m) 6 AWG high temperature leads covered with insulating sleeve	Terminates the end of the heating tape.
		Heavy-Duty joint cover	
CTLTK	Tee Kit	Crimp-on wire terminals	Joins three segments of heating tape.
		Heavy-Duty joint covers	
CTLJK	Jumper Kit	1 ft (0.3 m) 16 AWG high-temperature leads covered with insulating sleeve	Makes a splice/jumper combining two segments of heating tape.
		1 end kit	
CTLJK	Jumper Kit	Heavy-Duty joint cover	
		2 ft (0.6 m) 16 AWG high-temperature leads covered with insulating sleeve	



What is cut-to-length heating tape?

Cut-to-length heating tape is a series heating element design; wattages and amperages vary with the tape length. Contact BriskHeat to determine the actual wattage output for your given application.

IMPORTANT: Temperature controller is required for this product. See options starting on page 145.

NOTE: Cut-to-length termination kits require RTV adhesive and adhesive tape.

Adhesive Tape

Provides intimate contact with surface to be heated. A heating tape essential!



Part No.	Description
PSAT36A	Standard Fiberglass Tape Suitable for general purpose applications Size: 1/2 in x 36 yd (12 mm x 33 m) Silicone Adhesive Temp Limit: 400°F (204°C)
AAT2180	High Temperature Aluminum Tape Designed for applications above 392°F (200°C) Size: 2 in x 180 ft (51 mm x 55 m) Silicone Adhesive w/Liner Temp Limit: 550°F (288°C)

RTV Sealant

Silicone sealant used to seal connection kit.

Part No.	Description
RTV3.0	3 oz. (89 ml)



XTREMEFLEX® INSULATED CLOTH HEATING TAPES

Features & Benefits


- ▶ Exceptional flexibility for a wide range of applications
- ▶ Rapid thermal response
- ▶ Wide range of sizes and watt densities to choose from
- ▶ Grounded and non-grounded models
- ▶ Includes high-temperature tie downs for easy installation
- ▶ Versatile — Can wrap around and heat a wide range of objects — laboratory apparatus, glassware, pipes, weldments, etc.
- ▶ Solves a wide range of applications — examples include viscosity control, laboratory, temperature maintenance, and melting of solids
- ▶ Easy-to-use
- ▶ Suitable for high temperatures



**High-Temperature, Extra-Heavy
Insulated & Grounded
Flexible Heating Tape (BIHE) —
CE Approved - page 74**

XTREMEFLEX® HEAVY INSULATED CLOTH HEATING TAPES

Specifications and Selection Guide

Series	Type	Maximum Exposure Temperature	Construction	Watt Density watts/in ² (watts/cm ²)	IP Rating	Lead Length ft (m)	Plug Type	Page
B00	Non-grounded	Single Install: Up to 932°F (500°C) Removable/Reusable: Up to 572°F (300°C)	Fiberglass	8.6 (1.3)	IP50	2 (0.6)	120 VAC: Separable 2-prong plug 240 VAC: Bare wire or crimped ferrule leads	72
BW0	Non-grounded	Single Install: Up to 932°F (500°C) Removable/Reusable: Up to 572°F (300°C)	Samox®	13.1 (2.0)	IP50	2 (0.6)	120 VAC: Separable 2-prong plug 240 VAC: Bare wire or crimped ferrule leads	72
BIH	Non-grounded	Single Install: Up to 932°F (500°C) Removable/Reusable: Up to 572°F (300°C)	Fiberglass	Standard: 8.6 (1.3) Wide †: 5.1 (0.8)	IP50	2 (0.6)	120 VAC: Separable 2-prong plug 240 VAC: Bare wire or crimped ferrule leads	73
BWH	Non-grounded, high-watt density	Single Install: Up to 932°F (500°C) Removable/Reusable: Up to 572°F (300°C)	Samox®	Standard: 13.1 (2.0) Wide †: 5.1 (0.8)	IP50	2 (0.6)	120 VAC: Separable 2-prong plug 240 VAC: Bare wire or crimped ferrule leads	73
BIH-G	Grounded	Up to 482°F (250°C)	Fiberglass	9.6 (1.5)	IP50	2 (0.6)	Bare wire leads	73
BWH-D	Dual element – increased flexibility	Single Install: Up to 932°F (500°C) Removable/Reusable: Up to 572°F (300°C)	Samox®	13.1 (2.0)	IP50	2 (0.6)	120 VAC: 2-prong plug (NEMA1-15P) 240 VAC: Bare wire leads	74
BIHE	High temperature, extra heavy insulated, grounded  approved	Single Install: Up to 1400°F (760°C) Removable/Reusable: Up to 842°F (450°C)	Samox®	3.8 (0.6) 7.6 (1.2) 12.7 (2.0)	IP50	5 (1.5)	Crimped ferrule leads	74

† 1.75 in (44 mm) wide tape or greater



All Heavy Insulated Cloth Heating Tapes

Custom Sizes and Designs Available: Contact BriskHeat® or your local distributor for more information.

EASY WAYS TO ORDER

1. Contact your local distributor. Check BriskHeat.com to locate a local distributor.
2. Call BriskHeat® at 800-848-7673 or 614-294-3376. We have a staff of application specialists to solve your unique needs.
3. Order online at BriskHeat.com - 24/7.

PAYMENT TERMS

Credit Card Options



Net 30 Option

Net 30 Terms are available to qualified companies. Please contact your Account Manager for additional details.

B00/BW0 XTREMEFLEX® STANDARD INSULATED CLOTH HEATING TAPES

Features & Benefits

- ▶ Excellent flexibility
- ▶ Rapid thermal response
- ▶ Suitable for non-conductive electrical surfaces only (i.e. glass)
- ▶ Choice of power leads on same end or opposite ends
- ▶ Includes high-temperature tie-downs for easy installation

Specifications

Maximum Exposure Temperature:

- Single Install: Up to 932°F (500°C)
- Removable/Reusable: Up to 572°F (300°C)

Construction:

- B00 series: fiberglass knitted and braided
- BW0 series: Samox® knitted and braided

Power Density:

- B00 series: 8.6 watts/in² (1.3 watts/cm²)
- BW0 series: 13.1 watts/in² (2.0 watts/cm²)

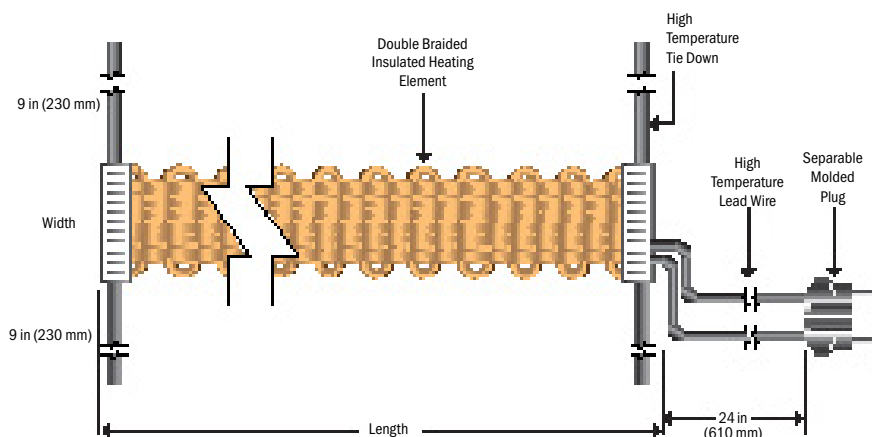
Voltage: 120 or 240 VAC

Minimum Bend Radius: 0.13 in (3 mm)

Power Leads: 2 ft (0.6 m) long with

- 120 VAC: Separable 2-prong plug
- 240 VAC: Bare wire leads

IP Rating: IP5X



Ordering Information

B00 Series – 8.6 watts/in² (1.3 watts/cm²) watt density

Power Leads on Same End

Part No. 120 VAC	Part No. 240 VAC	Width in (mm)	Length ft (m)	Total Watts
B00051020L	B00052020L	0.5 (13)	2 (0.6)	105
B00051040L	B00052040L		4 (1.2)	210
B00051060L	B00052060L		6 (1.8)	310
B00051080L	B00052080L		8 (2.4)	420
B00051100L	B00052100L		10 (3.1)	520
B00101020L	B00102020L	1.0 (25)	2 (0.6)	210
B00101040L	B00102040L		4 (1.2)	420
B00101060L	B00102060L		6 (1.8)	620
B00101080L	B00102080L		8 (2.4)	830
N/A	B00102100L		10 (3.1)	1045

BW0 Series – 13.1 watts/in² (2.0 watts/cm²) watt density

Power Leads on Same End

Part No. 120 VAC	Part No. 240 VAC	Width in (mm)	Length ft (m)	Total Watts
BW0051020L	BW0052020L	0.5 (13)	2 (0.6)	160
BW0051040L	BW0052040L		4 (1.2)	310
BW0051060L	BW0052060L		6 (1.8)	470
BW0051080L	BW0052080L		8 (2.4)	620
N/A	BW0052100L		10 (3.1)	780
N/A	BW0052120L	1.0 (25)	12 (3.7)	940
BW0101020L	BW0102020L		2 (0.6)	310
BW0101040L	BW0102040L		4 (1.2)	620
N/A	BW0102060L		6 (1.8)	940
N/A	BW0102080L		8 (2.4)	1250

Ordering option: For a single power lead on opposite ends, remove "L" from end of part number

IMPORTANT: Temperature controller is required for this product. See options starting on page 145.

BIH/BWH/BIH-G/BWH-D/BIHE SERIES XTREMEFLEX® HEAVY INSULATED CLOTH HEATING TAPES

Ordering Information

BIH Series: Non-Grounded 8.6 watts/in² (1.3 watts/cm²)

Single Install: Up to 932°F (500°C) Removable/Reusable: Up to 572°F (300°C) Power Leads on Same End

Part No. 120 VAC	Part No. 240 VAC	Width in (mm)	Length ft (m)	Total Watts
BIH051020L	BIH052020L**	0.50 (13)	2 (0.6)	105
BIH051040L	BIH052040L**		4 (1.2)	210
BIH051060L	BIH052060L**		6 (1.8)	310
BIH051080L	BIH052080L**		8 (2.4)	420
BIH051100L	BIH052100L**		10 (3.1)	520
BIH051120L	BIH052120L**		12 (3.7)	620
BIH101010L	N/A	1.00 (25)	1 (0.3)	105
BIH101020L	BIH102020L**		2 (0.6)	210
BIH101040L	BIH102040L**		4 (1.2)	420
BIH101060L	BIH102060L**		6 (1.8)	620
BIH101080L	BIH102080L**		8 (2.4)	830
BIH101100L	BIH102100L**		10 (3.1)	1040
BIH171020L	BIH172020L*	1.75 (44)	2 (0.6)	209
BIH171040L	BIH172040L*		4 (1.2)	418
BIH171060L	BIH172060L*		6 (1.8)	627
BIH171080L	BIH172080L*		8 (2.4)	836
BIH171100L	BIH172100L*		10 (3.1)	1045
BIH251020L	BIH252020L*	2.50 (64)	2 (0.6)	313
BIH251040L	BIH252040L*		4 (1.2)	627
BIH251060L	BIH252060L*		6 (1.8)	940
BIH251080L	BIH252080L*		8 (2.4)	1254
BIH251100L	BIH252100L*		10 (3.1)	1567
BIH321020L	BIH322020L*	3.25 (83)	2 (0.6)	418
BIH321040L	BIH322040L*		4 (1.2)	836
BIH321060L	BIH322060L*		6 (1.8)	1254
BIH321080L*	BIH322080L*		8 (2.4)	1672
BIH321100L*	BIH322100L*		10 (3.1)	2090

*Bare wire, plug not included

**Ferrule crimp wire termination

Ordering option: For a single power lead on opposite ends, remove "L" from end of part number. (BIH and BWH series)

BIH-G Series: Grounded

Up to 482°F (250°C)

Part No. 120 VAC	Part No. 240 VAC	Width in (mm)	Length ft (m)	Total Watts
BIH101020LG	BIH102020LG	1.0 (25)	2 (0.6)	230
BIH101040LG	BIH102040LG	1.0 (25)	4 (1.2)	230
BIH101060LG	BIH102060LG	1.0 (25)	6 (1.8)	690
BIH101080LG	BIH102080LG	1.0 (25)	8 (2.4)	920
BIH101100LG	BIH102100LG	1.0 (25)	10 (3.1)	1150



Suitable for Electrically Conductive Surfaces



BIH & BWH Series

BWH Series: Non-Grounded 13.1 watts/in² (2.0 watts/cm²)

Single Install: Up to 932°F (500°C) Removable/Reusable: Up to 572°F (300°C) Power Leads on Same End

Part No. 120 VAC	Part No. 240 VAC	Width in (mm)	Length ft (m)	Total Watts
BWH051020L	BWH052020L**	0.50 (13)	2 (0.6)	156
BWH051040L	BWH052040L**		4 (1.2)	313
BWH051060L	BWH052060L**		6 (1.8)	470
BWH051080L	BWH052080L**		8 (2.4)	627
N/A	BWH052100L**		10 (3.1)	783
N/A	BWH052120L**		12 (3.7)	940
BWH101020L	BWH102020L**	1.00 (25)	2 (0.6)	313
BWH101040L	BWH102040L**		4 (1.2)	627
BWH101060L	BWH102060L**		6 (1.8)	940
BWH101080L	BWH102080L**		8 (2.4)	1254
N/A	BWH102100L**		10 (3.1)	1570
BWH171020L	BWH172020L*	1.75 (44)	2 (0.6)	313
BWH171040L	BWH172040L*		4 (1.2)	627
BWH171060L	BWH172060L*		6 (1.8)	940
BWH171080L	BWH172080L*		8 (2.4)	1254
BWH171100L	BWH172100L*		10 (3.1)	1570
BWH251020L	BWH252020L*	2.50 (64)	2 (0.6)	470
BWH251040L	BWH252040L*		4 (1.2)	940
BWH251060L	BWH252060L*		6 (1.8)	1411
BWH251080L*	BWH252080L*		8 (2.4)	1881
N/A	BWH252100L*		10 (3.1)	2351
BWH321020L	BWH322020L*	3.25 (83)	2 (0.6)	627
BWH321040L	BWH322040L*		4 (1.2)	1254
BWH321060L*	BWH322060L*		6 (1.8)	1881
BWH321080L*	BWH322080L*		8 (2.4)	2508
BWH321100L*	BWH322100L*		10 (3.1)	3135



BIH-G Series – Grounded

IMPORTANT: Temperature controller is required for these products. See options starting on page 145.

Custom Sizes and Designs Available: Contact BriskHeat® or your local distributor for more information.

BIH/BWH/BIH-G/BWH-D/BIHE SERIES XTREMEFLEX® HEAVY INSULATED CLOTH HEATING TAPES




**Suitable for
Electrically
Conductive
Surfaces**

Ordering Information

BWH-D Series Dual Element

- Dual element for increased flexibility
- Single install:
Up to 932°F (500°C)
- Removable/Reusable:
Up to 572°F (300°C)



BWH-D Series — Dual Element

Part No. 120 VAC	Part No. 240 VAC	Width in (mm)	Length ft (m)	Total Watts
BWH051020LD	BWH052020LD*		2 (0.6)	156
BWH051040LD	BWH052040LD*		4 (1.2)	312
BWH051060LD	BWH052060LD*	0.5 (13)	6 (1.8)	468
BWH051080LD	BWH052080LD*		8 (2.4)	624
BWH051100LD	BWH052100LD*		10 (3.1)	780
BWH101020LD	BWH102020LD*		2 (0.6)	312
BWH101040LD	BWH102040LD*		4 (1.2)	624
BWH101060LD	BWH102060LD*	1.0 (25)	6 (1.8)	936
BWH101080LD	BWH102080LD*		8 (2.4)	1248

*Bare wire, plug not included

BIHE Series Grounded

- High temperature, extra-heavy insulated
- Single Install: Up to 1400°F (760°C)
- Removable/Reusable:
Up to 842°F (450°C)



BIHE Series — High Temperature, Grounded



Part No. 3.8 watts/in² (0.6 watts/cm²)	Part No. 7.6 watts/in² (1.2 watts/cm²)	Part No. 12.7 watts/in² (2.0 watts/cm²)	Width in (mm)	Volts	Length ft (m)
BIHE25210150L	BIHE25210300L	BIHE25210500L			3.3 (1.0)
BIHE25215150L	BIHE25215300L	BIHE25215500L			4.9 (1.5)
BIHE25220150L	BIHE25220300L	BIHE25220500L	1.0 (25)	240	6.6 (2.0)
BIHE25225150L	BIHE25225300L	N/A			8.2 (2.5)
BIHE25230150L	BIHE25230300L	BIHE25230500L**			9.8 (3.0)
BIHE25235150L	BIHE25235300L**	BIHE25235500L**			11.5 (3.5)

**Maximum exposure temperature up to 842°F (450°C)

IMPORTANT: Temperature controller is required for these products. See options starting on page 145.

Accessories

Part No.	Description
PSAT36A	Standard Fiberglass Tape Suitable for general purpose applications Size: 1/2 in x 36 yd (12 mm x 33 m) Silicone Adhesive Temp Limit: 400°F (204°C)
AAT2180	High Temperature Aluminum Tape Designed for applications above 392°F (200°C) Size: 2 in x 180 ft (51 mm x 55 m) Silicone Adhesive w/Liner Temp Limit: 550°F (288°C)



Custom Sizes and Designs Available: Contact BriskHeat® or your local distributor for more information.



Bundles that include a temperature controller and heater are available for a wide variety of heating tapes and cords. See options starting on page 145.

RH PLASTIC BENDING STRIP HEATERS

Features & Benefits

- ▶ Heating element used for plastic acrylic bending applications
- ▶ Provides radiant line of heat for controlled bending
- ▶ Multi-stranded resistance wire heating element provides exceptional flexibility and durability
- ▶ Quickly softens acrylic and plastic sheets for easy bending
- ▶ Ideal for plastic photo frames, sneeze guards, arts and crafts, custom workshop fabricating, and more
- ▶ Radiant heat — heater never comes in contact with plastic
- ▶ Easy-to-use — designed for production use and for hobbyists

Specifications

Maximum Application Temperature: Up to 900°F (482°C)

Construction: Fiberglass knitted and braided

Power Density: 8.6 watts/in² (1.3 watts/cm²)

Voltage: 120 VAC

Minimum Bend Radius: 0.13 in (3 mm)

Power Leads: 2 ft (0.6 m) long with separable 2-prong plug

IP Rating: IP5X

NOTE: Suitable for non-conductive surfaces only



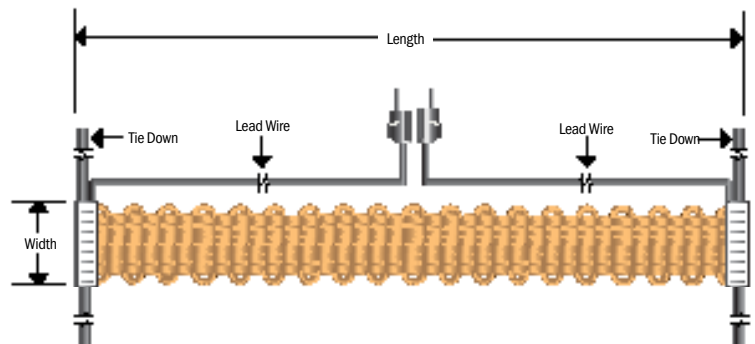
Ordering Information

RH Series — Plastic Bending Strip Heaters

Includes heating element and instructions for building a complete plastic bending set-up. Other materials are required.

Part No. 120 VAC	Width in (mm)	Length ft (m)	Total Watts
RH24		2 (0.6)	105
RH36	0.5 (13)	3 (0.9)	157
RH48		4 (1.2)	209

Custom Sizes and Designs Available: Contact BriskHeat® or your local distributor for more information.



Recommended Controllers

Temperature controller or close supervision is required for safe operation.



TP0 PortableTime Percentage Controller
— See page 179 for more details.



SDC Digital Benchtop On/Off Controller — See page 161 for more details.



NEW LYNX® PID Temperature Control Sets —
See page 155 for more details.

HTC/HWC/HTCE XTREMEFLEX® HEATING CORDS

Features & Benefits

- ▶ Designed for use on small tubes, vessels, or any application where space is limited
- ▶ Exceptional flexibility — can be wrapped around objects as small as 1/8 in (3 mm) diameter
- ▶ Rapid thermal response
- ▶ Grounded and non-grounded models
- ▶ Includes high-temperature tie downs for easy installation
- ▶ Versatile — Can wrap around and heat a wide range of objects — laboratory apparatus, glassware, pipes, weldments, etc.
- ▶ Solves a wide range of applications — examples include viscosity control, laboratory, temperature maintenance, and melting of solids
- ▶ Easy-to-use
- ▶ Suitable for high temperatures



**Suitable for
Electrically
Conductive
Surfaces**



HTCE Series — High-temperature grounded, CE approved



HTC Series



HWC Series

NEW!



All Heating Cords

Specifications

Series	Type	Maximum Exposure Temperature	Construction	Heater Diameter in (mm)	Watt Density watts/ft (watts/m)	Minimum Bend Radius in (mm)	IP Rating	Grounded	Lead Length ft (m)	Plug Type
HTC	Non-grounded	Single Install: Up to 932°F (500°C) Removable/Reusable: Up to 572°F (300°C)	Fiberglass	0.19 (4.8)	21 (68)	0.125 (3.0)	IP50		2 (0.6)	120 VAC: Separable 2-prong plug 240 VAC: Crimped ferrule leads
HWC	Non-grounded, high-watt density	Single Install: Up to 932°F (500°C) Removable/Reusable: Up to 572°F (300°C)	Samox®	0.19 (4.8)	60 (196)	0.125 (3.0)	IP50		2 to 6 (0.6 to 1.8)	120 VAC: Separable 2-prong plug 240 VAC: Crimped ferrule leads
HTCE	High temperature, grounded CE approved	Single Install: Up to 1400°F (760°C) Removable/Reusable: Up to 842°F (450°C)	Samox®	0.26 (6.6)	18 (60) 37 (120)	0.19 (4.7)	IP50	✓	5 (1.5)	Crimped ferrule leads

HTC/HWC/HTCE XTREMEFLEX® HEATING CORDS

Ordering Information

HTC Series: 21 watts/ft (68 watts/m)

Part No. 120 VAC	Part No. 240 VAC	Cord Length ft (m)	Total Watts	Lead Length ft (m)
HTC451007	N/A	0.5 (0.15)	17	2 (0.6)
HTC451006	N/A	1 (0.3)	22	2 (0.6)
HTC451005	N/A	2 (0.6)	43	2 (0.6)
HTC451001	N/A	3 (0.9)	64	2 (0.6)
HTC451008	N/A	4 (1.2)	82	2 (0.6)
HTC451002	HTC452002	6 (1.8)	135	2 (0.6)
HTC451009	N/A	8 (2.4)	170	2 (0.6)
HTC451003	HTC452003	12 (3.7)	260	2 (0.6)

HWC Series: 60 watts/ft (196 watts/m)

Part No. 120 VAC	Part No. 240 VAC	Cord Length ft (m)	Total Watts	Lead Length ft (m)
HWC1040	N/A	4 (1.2)	266	2 (0.6)
HWC1060	N/A	6 (1.8)	350	2 (0.6)
HWC1120	HWC2120	12 (3.7)	750	6 (1.8)
HWC1180	HWC2180	18 (5.5)	1000	6 (1.8)
HWC1240	HWC2240	24 (7.3)	1440	6 (1.8)

HTCE Series: High temperature, Grounded, CEC approved

18 watts/ft (60 watts/m)

Part No. 240 VAC	Cord Length ft (m)	Total Watts
HTCE225060L	8.2 (2.5)	150
HTCE230060L	9.8 (3.0)	180
HTCE235060L	11.5 (3.5)	210

37 watts/ft (120 watts/m)

Part No. 240 VAC	Cord Length ft (m)	Total Watts
HTCE220120L	6.6 (2.0)	240
HTCE225120L	8.2 (2.5)	300
HTCE230120L	9.8 (3.0)	360
HTCE235120L	11.5 (3.5)	420

NEW!

Accessories

Part No.	Description
PSAT36A	Standard Fiberglass Tape Suitable for general purpose applications Size: 1/2 in x 36 yd (12 mm x 33 m) Silicone Adhesive Temp Limit: 400°F (204°C)
AAT2180	High Temperature Aluminum Tape Designed for applications above 392°F (200°C) Size: 2 in x 180 ft (51 mm x 55 m) Silicone Adhesive w/ Liner Temp Limit: 550°F (288°C)



IMPORTANT: Temperature controller is required for these products. See options starting on page 145. Custom Sizes and Designs Available: Contact BriskHeat® or your local distributor for more information.

TEMPERATURE CONTROLLERS & ACCESSORIES FOR HEATING TAPES

Temperature Controllers

SDX Digital PID Benchtop Temperature Controller



- Advanced PID control
- Plug & play
- More information on page 160

SDC/SDCE Digital On/Off Benchtop Temperature Controller



- On/off control
- Plug & play
- More information starting on page 161

LYNX Temperature Control Sets



- Compact PID controller
- Can be used individually or linked together as a system
- Plug & play
- More information on page 155

TPO Time Percentage Dial Controller



- Adjusts the proportion of time a heater is on or off
- Plug & play
- More information on page 179

Full selection of temperature controllers starting on page 145.

Adhesive Tape

Provides intimate contact with surface to be heated.
A heating tape essential!



Part No.	Description
PSAT36A	Standard Fiberglass Tape Suitable for general purpose applications Size: 0.5 in x 108 ft (13 mm x 38 m) Silicone Adhesive Temp Limit: 392°F (200°C)
AAT25	Standard Aluminum Tape Suitable for general purpose applications Size: 2.5 in x 180 ft (64 mm x 55 m) Acrylic Adhesive w/Liner Temp Limit: 305°F (152°C) NEW!
AAT260	Extra-Strength Aluminum Tape Enhanced Durability and Adhesion for More Rigorous Applications Size: 2 in x 180 ft (51 mm x 55 m) Acrylic Adhesive Temp Limit: 300°F (149°C)
AAT2180	High Temperature Aluminum Tape Designed for applications above 392°F (200°C) Size: 2 in x 180 ft (51 mm x 55 m) Silicone Adhesive w/Liner Temp Limit: 550°F (288°C)

NOTE: Tape with acrylic adhesive should not be used with silicone heaters.

Power Plugs

Choose a power plug for your heater that mates with your temperature control device.
Complete selection found on page 180

Part No.	Description	Voltage (VAC)	Amps	
10113	NEMA 5-15P 2 pin, 3 wire (grounded)	125	15	
10478	NEMA 6-15P 2 pin, 3 wire (grounded)	250	15	
20978-03M	3 position Harting HAN Q2/0	600	15	
11670-04	IEC 14 2 pin, 3 wire	125/250	10 @ 250 VAC	
41289-05	Schuko CEE 7/7 2 pin, 3 wire	250	15	
41289-02	UK Type G 2 pin, 3 wire	250	15	

Custom Sizes and Designs Available: Contact BriskHeat® or your local distributor for more information.

“ Edwards Fiberglass Inc. has had the pleasure to work with BriskHeat for at least the last 15 years. Briskheat has shown exceptional knowledge in their products, availability when needed, and pricing is very competitive. BriskHeat also stands behind their product 100%. ”

~ Shane Edwards
President/CEO of Edwards Fiberglass

SILICONE & SPECIALTY **HEATING** BLANKETS




















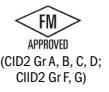

















BriskHeat®

HEATING BLANKET SELECTION GUIDE

Heat Blanket Series	Voltage	Power Density	Standard Power Cord/Leads	Nominal Thickness
SRL/SRP	120, 208, 240, 277, 480, 600	SRL: 2.5 W/in ² (0.39 W/cm ²) SRP: 1.25 W/in ² (0.19 W/cm ²)	48 in (122 cm) silicone power cord, bare wire, grounded	3/16 in (4.8 mm)
SRL-ADJ/SRP-ADJ (inc. adjustable thermostat)	120, 240	SRL: 2.5 W/in ² (0.39 W/cm ²) SRP: 1.25 W/in ² (0.19 W/cm ²)	6 ft (1.8 m) silicone power cord, 120V 3-prong plug, grounded, NEMA 5-15 Plug, 240V - crimped ferrule lead	3/16 in (4.8 mm)
SRM-ADJ/SRM-ADJB (inc. adjustable thermostat)	120, 240	2.5 W/in ² (0.39 W/cm ²)	6 ft (1.8 m) silicone power cord, bare wire on ADJ, NEMA 5-15 plug on ADJB, grounded	3/16 in (4.8 mm)
SRW	120, 240	5 W/in ² (0.78 W/cm ²)	10 in (25 cm) PFA extruded 22 AWG, bare wire, ungrounded	0.06 in (1.5 mm)
SRX	120, 240 or 12 or 24 VDC	2.5 W/in ² (0.39 W/cm ²)	12 in (30 cm) silicone power cord, bare wire, grounded; conduit connection	3/16 in (4.8 mm)
SR	120, 240	5 W/in ² (0.78 W/cm ²)	6 ft (1.8 m) silicone power cord, optional plug, ungrounded	1/4 in (6.3 mm)
FGH	120, 240	7 W/in ² (1.1 W/cm ²)	6 ft (1.8 m) fiberglass power cord, bare wire or choice of plug, ungrounded	1 in (25.4 mm)
SXH	120, 240	13 W/in ² (2.0 W/cm ²)	6 ft (1.8 m) fiberglass power cord, bare wire or choice of plug, ungrounded	1 in (25.4 mm)
Etched Foil	As specified	Up to 50 W/in ² (7.7 W/cm ²)	Various cord materials, weld pads, or contacts	Polyimide film: 0.006 in (0.15 mm) Silicone rubber: 0.03 in (0.76 mm)
Aluminum Foil	120, 240	3 W/in ² (0.47 W/cm ²)	18 in (46 cm) fiberglass, with bare wire	0.19 in (4.7 mm)

Custom options available, BriskHeat can design a heater for your application. See page 95 for details.

HEATING BLANKET SELECTION GUIDE

IP Rating	Maximum Application Temperature	Exposure Temperature	Agency Approvals	Available Options (custom sizes almost always available)	Page No.
IP56	450°F (232°C)	-60°F to 450°F (-51°C to 232°C)	    	Pressure-sensitive adhesive; holes/cutouts; thermostats/high-limits; insulation	84
IP54	SRL: 425°F (218°C) SRP: 160°F (71°C)	-60°F to 450°F (-51°C to 232°C)	    	Pressure-sensitive adhesive; holes/cutouts; thermostats/high-limits; insulation	86
IP54	160°F (71°C)	-60°F to 392°F (-51°C to 200°C)	    (cCSAus and CE on ADJ versions only)	Pressure-sensitive adhesive; holes/cutouts; thermostats/high-limits; insulation	87
-	450°F (232°C)	-60°F to 450°F (-51°C to 232°C)	  	Pressure-sensitive adhesive; holes/cutouts; thermostats/high-limit; grounded; insulation	88
IP54	T3: 292°F (144°C) T4A: 158°F (70°C)	-60°F to 400°F (-51°C to 204°C)	    	Pressure-sensitive adhesive; holes/cutouts; thermostats/high-limits; insulation	90
IP54	450°F (232°C)	-60°F to 450°F (-51°C to 232°C)	  	Pressure-sensitive adhesive; holes/cutouts; built-in thermocouples	91
-	800°F (427°C)	800°F (427°C)	  	Choice of power plugs; plug options compatible with competitors products	96
-	1100°F (593°C)	1100°F (593°C)	  	Choice of power plugs; plug options compatible with competitors products	96
IP50 (IP65 available)	Polyimide film: 500°F (260°C) Silicone rubber: 392°F (200°C)	-70°F (-57°C) to max application temperature	  (upon request)	Pressure-sensitive adhesive; integrated components; multi-zone and distributive wattage; other base materials (silicone, polyester, mica)	97
IP50 (IP65 available)	300°F (149°C)	-40°F (-40°C) to 300°F (149°C)	 	Pressure-sensitive adhesive; semi-rigid aluminum backing plate (0.025 in (0.6 mm) thick)	98

INTRODUCTION TO HEATING BLANKETS

Many industrial heating applications require heaters with the ability to resist moisture, chemicals, and abusive environments. These same applications also require rapid heat up, steady temperature maintenance, and uniform heat distribution. For conditions such as these, BriskHeat® Silicone Rubber Heating Blankets are the best products available. Cloth heating blankets are used for higher temperature applications where moisture resistance is not a concern.

Uniform Heat Distribution

- Silicone rubber up to 450°F (232°C)
- Cloth up to 1100°F (593°C)

Suitable for a Large Range of Environments

- Moisture and chemical resistant options
- Hazardous-area-approved model option

Exceptional Durability

- Multi-stranded resistance wire
- Industrial strength silicone rubber

Variety of Standard Sizes and Custom Options

- Laser cut accurate holes and cutouts
- Built-in thermostats
- Large selection of plugs

See page 94 for more custom options.

Special Purpose Heating Blankets

- Aluminum foil heaters are a low-cost alternative to silicone. Many of the same features are available.
- Etched foil heaters are ideal for OEM applications, offer watt densities up to 50 W/in² (7.7 W/cm²) and thicknesses as thin as 0.006 in (0.15 mm).

Wide Range of Applications


- Viscosity and temperature control
- Freeze protection
- Storage tanks
- Hoppers
- Enclosures/control panels
- Silos
- Conveyors
- Presses
- Vats
- Tank trucks
- Low-temperature ovens
- Battery warming
- Medical device heating
- Composite curing



**Moisture
& Chemical
Resistant**



EXAMPLES OF SILICONE RUBBER HEATING BLANKET APPLICATIONS



Storage Tanks

Viscosity control and freeze protection for: Petroleum products, caustic liquids, water, molasses, most stored liquids




Tank Trucks

Freeze protection and viscosity control for: Milks, asphalts, molasses, most transported liquids



Low-Temperature Ovens

Process temperature control for: Curing, shrinking, baking



Process Vats and Dip Tanks

Heat raising and maintenance for: Plating, degreasing, rinsing




Melt Pots

Viscosity and temperature control for: Waxes, adhesives, coatings, gums



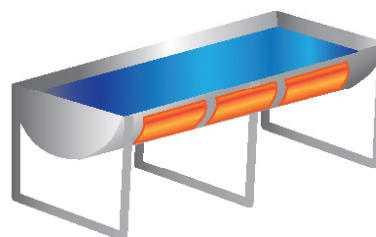
Dust Collectors

Condensation control for: Sawdust, sands, grains, particulates




Conveyors

Freeze protection for: Coal, ash, gravel



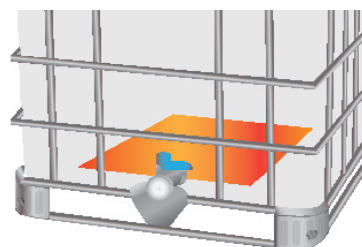
Water and Feed Troughs

Freeze protection for: Water, livestock feeds



Hoppers

Freeze protection for: Coal, ash, gravel




IBC/TOTE Tank

Viscosity control and freeze protection for: Petroleum products, caustic liquids, water, molasses, most stored liquids

Plus, thousands of other solutions.

SRL/SRP HEAVY-DUTY SILICONE RUBBER HEATING BLANKETS



Features & Benefits

- ▶ Easy-to-apply industrial strength pressure-sensitive adhesive backing option
- ▶ Optional, high-limit safety thermostat to protect heater and contents being heated
- ▶ Exceptional durability, and suitable for a large range of surfaces like tanks, hoppers, conveyors, silos, etc.
- ▶ Moisture, chemical, and radiation resistant
- ▶ Heating element is laminated between two layers of 20 mil fiberglass reinforced silicone rubber for extra strength

Specifications

Power Density:

- SRL Series: 2.50 W/in² (0.39 W/cm²)* for metal surfaces
- SRP Series: 1.25 W/in² (0.19 W/cm²) for plastic surfaces

Voltage: 120 VAC to 600 VAC single phase

Exposure Temperature: -60°F to 450°F (-51°C to 232°C)

Nominal Thickness: 3/16 in (4.8 mm)

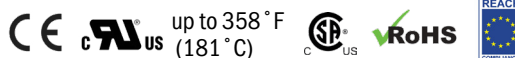
Bend Radius: 2-3 in (51-76 mm)

Dielectric Strength: Over 2000 volts

Silicone Rubber Density: 46 oz/yd² (1560 g/m²)

Power Cord: 48 in (1219 mm) high-temperature silicone cord

IP Rating: IP56



*Consult factory if SRL series will be used on a plastic surface.

SRL/SRP HEAVY-DUTY SILICONE RUBBER HEATING BLANKETS

Ordering Information

Standard Sizes and Wattages

Size		Total Watts	
Width in (mm)	Length in (mm)	SRL Series: 2.5 watts/in ² (0.39 W/cm ²)	SRP Series: 1.25 watts/in ² (0.19 W/cm ²)
6 (152)	12 (305)	180	90
6 (152)	24 (610)	360	180
6 (152)	36 (914)	540	270
12 (305)	12 (305)	360	180
12 (305)	24 (610)	720	360
12 (305)	36 (914)	1080	540
18 (457)	18 (457)	810	405
18 (457)	36 (914)	1620	810
24 (610)	24 (610)	1440	720
24 (610)	36 (914)	2160	1080

Note: Plug not included.

About High-Limit Safety Thermostat

BriskHeat® offers an optional high-limit safety thermostat to protect both the heater and the product being heated from damage if the main controlling device fails.

New Custom Shapes Option

Custom sizes and designs available: Contact BriskHeat® or your local distributor for more information.

Part Number Matrix

SRL	06	12	1	P	H150	-096
-----	----	----	---	---	------	------

Product Series:

SRL - (2.5 W/in²)
SRP - (1.25 W/in²)

Width (inches):

Length (inches):

Voltage:

1 - (120 V), 2 - (240 V), 3 - (277 V),
4 - (480 V), 5 - (208 V), 6 - (600 V)

Pressure Sensitive Adhesive:

P - (with PSA), Blank - (without PSA)

High-Limit Safety Thermostat Option:

H150 - (150°F/66°C) [recommended for plastic surfaces]

H450 - (450°F/232°C) [recommended for metal or temperature resistant surfaces]

Blank - no high-limit


Lead Length Adjustment Option:

Additional lead lengths in 6 in increments

Example: 096 - (96 in), blank - (standard 48 in)

Accessories

Part No.	Description
PSAT36A	Standard Fiberglass Tape Suitable for general purpose applications Size: 0.5 in x 108 ft (13 mm x 38 m) Silicone adhesive Temp Limit: 392°F (200°C)
AAT2180	High Temperature Aluminum Tape Designed for applications above 392°F (200°C) Size: 2 in x 180 ft (51 mm x 55 m) Silicone Adhesive w/Liner Temp Limit: 550°F (288°C)



IMPORTANT: Temperature controller is required for this product. See options starting on page 145.

SRL/SRP/SRM HEAVY-DUTY SILICONE RUBBER HEATING BLANKETS WITH CONTROL



**NEW
OPTIONS**



**Moisture
& Chemical
Resistant**



Plug & Play

Features & Benefits

- ▶ Easy-to-apply industrial strength pressure-sensitive adhesive backing option
- ▶ Heating element is laminated between two layers of 20 mil fiberglass-reinforced silicone rubber
- ▶ Built-in temperature control for plug-and-play operation
- ▶ 360° grounded heating element for enhanced safety
- ▶ Exceptional durability for a wide range of industrial uses
- ▶ Moisture, chemical, and radiation resistant



(See ordering options for details)

Specifications

Power Density:

- SRL Series: 2.50 W/in² (0.39 W/cm²)* for metal surfaces
- SRP Series: 1.25 W/in² (0.19 W/cm²) for plastic surfaces
- SRM Series: 2.50 W/in² (0.39 W/cm²) for metal surfaces

Adjustable Thermostat:

- SRL Series: Up to 425°F (218°C)[†]
- SRP Series: Up to 160°F (71°C)[†]
- SRM Series: Up to 160°F (71°C)[†]

Voltage: 120 or 240 VAC single phase

Exposure Temperature:

- SRL Series: -60°F to 450°F (-51°C to 232°C)
- SRP Series: -60°F to 450°F (-51°C to 232°C)
- SRM Series: -60°F to 450°F (-51°C to 232°C)

Nominal Thickness: 3/16 in (4.8 mm)

Dielectric Strength: Over 2000 volts

Silicone Rubber Density: 46.0 oz/yd² (1560 g/m²)

Bend Radius: 2-3 in (51-76 mm)


Power Cord: 6 ft (1.8 m) long

- 120 VAC with standard 3-prong plug (NEMA 5-15)
- 240 VAC with standard 3-prong plug (NEMA 6-15)

* Consult factory if SRL series will be used on a plastic surface.

[†] If precise temperature control is required for your application, please contact BriskHeat or your local distributor for application assistance and product solutions.

SRL/SRP/SRM HEAVY-DUTY SILICONE RUBBER HEATING BLANKETS WITH CONTROL



Ordering Information Standard Sizes and Wattages

Size		Total Watts		
Width in (mm)	Length in (mm)	SRL Series 2.5 watts/in ² (0.39 watts/cm ²)	SRP Series 1.25 watts/in ² (0.19 watts/cm ²)	SRM Series 2.5 watts/in ² (0.39 watts/mm ²)
6 (152)	12 (305)	180	90	180
6 (152)	24 (610)	360	180	360
6 (152)	36 (914)	540	270	540
12 (305)	12 (305)	360	180	360
12 (305)	24 (610)	720	360	720
12 (305)	36 (914)	1080	540	1080
18 (457)	18 (457)	810	405	810
18 (457)	36 (914)	1472*	810	1472*
24 (610)	24 (610)	1440	720	1440
24 (610)	36 (914)	N/A	1080	1440

*2.27 W/in² (0.0035 W/mm²)

Part Number Matrix

SRL/SRP/SRM	06	12	1	P	ADJB
-------------	----	----	---	---	------

Product Series:

SRP - (1.25 W/in²), SRL - (2.5 W/in²), SRM - (2.5 W/in²)

Width (inches):

Length (inches):

Voltage:

1 - (120 V), 2 - (240 V)

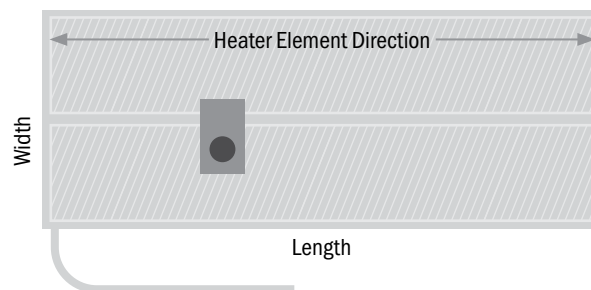
Pressure Sensitive Adhesive:

P - (with PSA), Blank - (without PSA)

Ordering Options:

ADJB - With NEMA 5-15 Plug

ADJ - No Plug, Ferrule Crimped Wire Terminations (CSA and CE Approved)



Accessories

Part No.	Description
AAT260	Extra-Strength Aluminum Tape Enhanced Durability and Adhesion for More Rigorous Applications Size: 2 in x 180 ft (51 mm x 55 m) Acrylic Adhesive Temp Limit: 300°F (149°C)
AAT2180	High-Temperature Aluminum Tape Designed for applications above 392°F (200°C) Size: 2 in x 180 ft (51 mm x 55 m) Silicone Adhesive w/Liner Temp Limit: 550°F (288°C)

Ideal for

- Tanks
- Vessels
- Hoppers
- Silos
- Conveyors
- Vats
- Any large surface

Custom sizes and designs available: Contact BriskHeat® or your local distributor for more information.

800-848-7673 | 614-294-3376 | BriskHeat.com | bhtsales1@briskheat.com

SRW STANDARD-DUTY SILICONE RUBBER HEATING BLANKETS

Features & Benefits

- ▶ Economical solution
- ▶ Thin, low-profile design
- ▶ Good flexibility
- ▶ Heating element laminated between two layers of fiberglass-reinforced silicone rubber
- ▶ Suitable for a large range of surfaces like tanks, hoppers, conveyers, silos, vessels, etc.
- ▶ Moisture resistant



Moisture
Resistant



Specifications

Power Density: 5.0 W/in² (0.78 W/cm²)

Voltage: 120 or 240 VAC

Wattage: +5%/-10%

Exposure Temperature: -60°F to 450°F (-51°C to 232°C)

Nominal Thickness: 0.06 in (1.5 mm)

Minimum Bend Radius: 3.5 in (89 mm)

Power Leads: 10 in (25 cm) PFA extruded 22 AWG leads with bare wire (no plug); Other lengths offered.

Built-in Preset (on/off) Thermostat Options*:

- 28°F/55°F (-2°C/13°C)
- 82°F/109°F (28°C/43°C)
- 147°F/174°F (64°C/79°C)
- 172°F/194°F (78°C/90°C)
- 275°F/302°F (135°C/150°C)

Built-in Adjustable Thermostat Options*:

Adjustable from 25°F to 330°F (-4°C to 166°C)



Custom Options

Power Density: 0.5 W/in² to 25 W/in²
(0.08 W/cm² to 3.9 W/cm²)

Voltage: 120 or 240 VAC (12 VDC to 480 custom)

Lead Terminations: Insulated terminals, standard plugs, mini connectors, twist lock plugs, bare wire

Lead Protection: Heat shrink, silicone sleeve, SS braid, SS conduit

Mounting: Easy-to-apply industrial strength pressure sensitive adhesive backing, boot hooks and lace, D-rings, springs and grommets, snap fasteners, high-temp rubber rings, hook and loop (like Velcro®)

Insulation: Closed cell silicone rubber sponge bonded to the heater for added efficiency: 1/16, 1/8, 1/4, or 1/2 in (1.6, 3.2, 6.4, 9.5, 12.7 mm) Rated to 450°F (232°C)

Custom Configurations

- Holes and cutouts
- Unique shapes and sizes
- Lead exit locations
- Built-in thermocouples
- Ground braid mesh*
- Dual voltage
- Three-phase
- Lead caps

* SRW blankets with thermostats or ground mesh are not UL recognized.

SRW STANDARD-DUTY SILICONE RUBBER HEATING BLANKETS**Ordering Information**

120 VAC	240 VAC	Width in (mm)	Length in (mm)	Watts	120 VAC	240 VAC	Width in (mm)	Length in (mm)	Watts
SRW010-030A010A00-UR	N/A	1 (25)	3 (76)	15	SRW030-350A010A00-UR	N/A	3 (76)	35 (889)	525
SRW010-040A010A00-UR	N/A	1 (25)	4 (102)	20	SRW030-400A010A00-UR	SRW030-400D010A00-UR	3 (76)	40 (1016)	600
SRW010-050A010A00-UR	N/A	1 (25)	5 (127)	25	SRW040-040A010A00-UR	N/A	4 (102)	4 (102)	80
SRW010-100A010A00-UR	SRW010-100B010A00-UR	1 (25)	10 (254)	50	SRW040-050A010A00-UR	SRW040-050B010A00-UR	4 (102)	5 (127)	100
SRW010-150A010A00-UR	SRW010-150B010A00-UR	1 (25)	15 (381)	75	SRW040-100A010A00-UR	SRW040-100B010A00-UR	4 (102)	10 (254)	200
SRW010-200A010A00-UR	SRW010-200B010A00-UR	1 (25)	20 (508)	100	SRW040-150A010A00-UR	SRW040-150B010A00-UR	4 (102)	15 (381)	300
SRW010-250A010A00-UR	SRW010-250B010A00-UR	1 (25)	25 (635)	125	SRW040-200A010A00-UR	SRW040-200B010A00-UR	4 (102)	20 (508)	400
SRW010-300A010A00-UR	SRW010-300B010A00-UR	1 (25)	30 (762)	150	SRW040-250A010A00-UR	SRW040-250E010A00-UR	4 (102)	25 (635)	500
SRW010-350A010A00-UR	SRW010-350B010A00-UR	1 (25)	35 (889)	175	SRW040-300A010A00-UR	SRW040-300C010A00-UR	4 (102)	30 (762)	600
SRW010-400A010A00-UR	SRW010-400B010A00-UR	1 (25)	40 (1016)	200	SRW040-350A010A00-UR	SRW040-350C010A00-UR	4 (102)	35 (889)	700
SRW010-800A010A00-UR	N/A	1 (25)	80 (2032)	400	SRW040-400A010A00-UR	N/A	4 (102)	40 (1016)	800
SRW020-020A010A00-UR	N/A	2 (51)	2 (51)	20	SRW050-050A010A00-UR	SRW050-050B010A00-UR	5 (127)	5 (127)	125
SRW020-050A010A00-UR	SRW020-050B010A00-UR	2 (51)	5 (127)	50	SRW050-100A010A00-UR	SRW050-100B010A00-UR	5 (127)	10 (254)	250
SRW020-100A010A00-UR	SRW020-100B010A00-UR	2 (51)	10 (254)	100	SRW050-150A010A00-UR	SRW050-150B010A00-UR	5 (127)	15 (381)	375
SRW020-150A010A00-UR	SRW020-150B010A00-UR	2 (51)	15 (381)	150	SRW050-200A010A00-UR	SRW050-200B010A00-UR	5 (127)	20 (508)	500
SRW020-200A010A00-UR	SRW020-200B010A00-UR	2 (51)	20 (508)	200	SRW050-250A010A00-UR	SRW050-250C010A00-UR	5 (127)	25 (635)	625
SRW020-250A010A00-UR	SRW020-250C010A00-UR	2 (51)	20 (508)	250	SRW050-300A010A00-UR	SRW050-300E010A00-UR	5 (127)	30 (762)	750
SRW020-300A010A00-UR	SRW020-300F010A00-UR	2 (51)	30 (762)	300	SRW050-350A010A00-UR	SRW050-350C010A00-UR	5 (127)	35 (889)	875
SRW020-350A010A00-UR	N/A	2 (51)	35 (889)	350	SRW050-400A010A00-UR	SRW050-400C010A00-UR	5 (127)	40 (1016)	1000
SRW020-400A010A00-UR	N/A	2 (51)	40 (1016)	400	SRW060-050A010A00-UR	SRW060-050B010A00-UR	6 (152)	5 (127)	150
SRW030-030A010A00-UR	N/A	3 (76)	3 (76)	45	SRW060-100A010A00-UR	SRW060-100B010A00-UR	6 (152)	10 (254)	300
SRW030-050A010A00-UR	SRW030-050B010A00-UR	3 (76)	5 (127)	75	SRW060-150A010A00-UR	SRW060-150B010A00-UR	6 (152)	15 (381)	450
SRW030-100A010A00-UR	SRW030-100B010A00-UR	3 (76)	10 (254)	150	SRW060-200A010A00-UR	SRW060-200B010A00-UR	6 (152)	20 (508)	600
SRW030-150A010A00-UR	SRW030-150B010A00-UR	3 (76)	15 (381)	225	SRW060-250A010A00-UR	N/A	6 (152)	25 (635)	750
SRW030-200A010A00-UR	SRW030-200B010A00-UR	3 (76)	20 (508)	300	SRW060-300A010A00-UR	N/A	6 (152)	30 (762)	900
SRW030-250A010A00-UR	N/A	3 (76)	25 (635)	375	SRW060-350A010A00-UR	SRW060-350D010A00-UR	6 (152)	35 (889)	1050
SRW030-300A010A00-UR	SRW030-300C010A00-UR	3 (76)	30 (762)	450	SRW060-400A010A00-UR	SRW060-400D010A00-UR	6 (152)	40 (1016)	1200

These heaters can be customized with the following options

- Standard PFA leads of varying lengths
- Pressure-sensitive adhesive
- Silicone rubber leads
- Built-in preset thermostats
- 6 ft (1.8 m) SJO cord set

Note: Custom heater part numbers will be generated during quoting process.

Custom sizes and designs available: Contact BriskHeat® or your local distributor for more information.

IMPORTANT: Temperature controller is required for this product. See options starting on page 145.

SRX HAZARDOUS-AREA SILICONE RUBBER HEATING BLANKETS

Features & Benefits

- ▶ Hazardous-area rated
- ▶ High-limit thermostat designed to keep blanket below NEC Article 500 T-Rating
- ▶ Easy-to-apply, industrial strength pressure sensitive adhesive backing option
- ▶ Patented grounded heating element meets NEC 427.23
- ▶ Heating element is laminated between two layers of 20 mil and two layers 27 mil fiberglass reinforced silicone rubber
- ▶ Exceptional durability and suitable for a large range of metal surfaces like tanks, hoppers, conveyors, silos, etc.
- ▶ Moisture, chemical, and radiation resistant

Specifications

Power Density: 2.50 W/in² (0.39 W/cm²)

Voltage: 120 or 240 VAC, 12 or 24 VDC

Exposure Temperature: -60°F to 400°F (-51°C to 204°C)

Nominal Thickness: 3/16 in (4.8 mm)

Dielectric Strength: Over 2000 volts

Silicone Rubber Density: 104 oz/yd² (3526 g/m²)

Power Cord: 12 in (305 mm) long high-temperature leads with silicone rubber protective sheath

Conduit Connection: Female 3/4-14 NPSM conduit fitting

IP Rating: IP54

T Rating	NEC Temperature	Actual High Limit Thermostat
T3	392°F (200°C)	292°F (144°C)
T4A (SRX)	275°F (135°C)	158°F (70°C)



Zone 2/22



Class I Division 2 Groups A, B, C, and D

Class II Division 2 Groups F and G

Requires conduit installation for hazloc installations.

IMPORTANT: Temperature controller is required for this product. See options starting on page 145.



Ordering Information

Standard Sizes and Wattage

Width in (mm)	Length in (mm)	Total Watts
6 (152)	12 (305)	180
6 (152)	24 (610)	360
12 (305)	12 (305)	360
12 (305)	24 (610)	720
24 (610)	24 (610)	1440

Note: Plug not included



**Moisture
& Chemical
Resistant**

Part Number Matrix

SRX	06	12	180	1	P	T3
-----	----	----	-----	---	---	----

Product Series:

SRX- (FM)

Width (inches):

Length (inches):

Wattage:

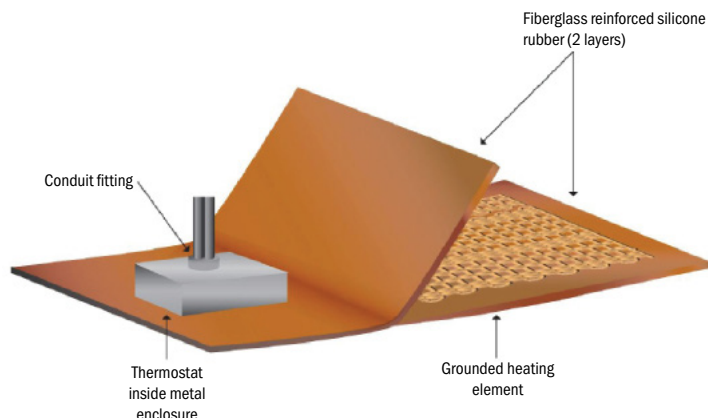
Voltage: 1- (120), 2- (240), A- (24VDC), B- (12VDC)

Pressure Sensitive Adhesive:

P- (with), blank- (without)

T-Rating:

T3- (T3), T4A - (T4A)



SR EXTRA-FLEXIBLE SILICONE RUBBER HEATING BLANKETS

Features & Benefits

- ▶ For use in applications that require tight flexibility up to 1/4 in (6 mm) radius
- ▶ Easy-to-apply industrial strength pressure sensitive backing option
- ▶ Rapid heat-up
- ▶ 2-year warranty

Specifications

Power Density: 5 W/in² (0.78 W/cm²)

Voltage: 120 or 240 VAC

Maximum Exposure Temperature:
-60°F to 450°F (-51°C to 232°C)

Nominal Thickness: 1/4 in (6.3 mm)

Power Cord: 6 ft (1.8 mm) high-temperature silicone cord

IP Rating: IP54



**Moisture
& Chemical
Resistant**

Ordering Information

Part Number Matrix

SR	5	120	06X12	C
----	---	-----	-------	---

Product Series:

Power Density:

5-(5 watts/in²)

Voltage:

120-(120VAC), 240 (240VAC)

Dimensions:

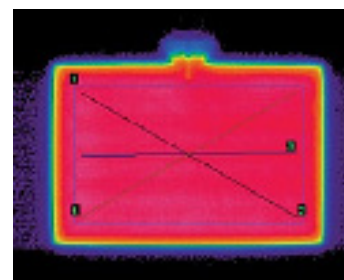
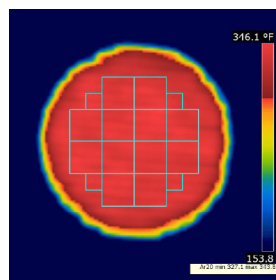
Rectangular, 06X12-(6 in x 12 in)

Round, 12D-(12 in diameter)

Power Plug:

See page 180 for options.

Contact BriskHeat about Boeing approved heaters and custom options.



Standard Sizes and Wattage

Rectangular

Width in (mm)	Length in (mm)	Total Watts
6 (152)	6 (152)	180
6 (152)	12 (305)	360
6 (152)	24 (610)	720
8 (203)	8 (203)	320
10 (254)	10 (254)	500
12 (305)	12 (305)	720
12 (305)	24 (610)	1440
16 (406)	16 (406)	1280
18 (457)	18 (457)	1620
24 (610)	24 (610)	2880

Round

Diameter in (mm)	Total Watts
6 (152)	140
8 (203)	250
10 (254)	395
12 (305)	565
14 (356)	770
16 (406)	1005

Custom designs and temperature uniformity testing available upon request

- Cutouts
- Holes
- Notches
- Uniformity testing
- Unique shapes and sizes
- Lead exit locations
- Built-in thermocouples

CE **RoHS**
(with CE approved plug)



IMPORTANT: Temperature controller is required for this product. See options starting on page 145.

TSREH ENCLOSURE HEATERS

Features & Benefits

- ▶ Ambient-sensing thermostat for most models
- ▶ Prevents condensation or freezing of electronics located within enclosures and control panels
- ▶ Heater vulcanized to an aluminum mounting plate for easy installation
- ▶ Moisture, chemical, and radiation resistant



**Moisture
& Chemical
Resistant**



Specifications

Voltage: 120 or 240 VAC (other voltages available upon request)

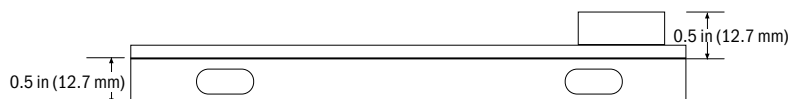
Maximum Exposure Temperature: -70°F to 392°F (-57°C to 200°C)

Nominal Thickness:

- Aluminum Bracket Thickness: 0.090 in (2.3 mm)
- Aluminum Bracket and Heater Thickness: 0.140 in (3.6 mm)
- Thickness (with Thermostat and Flange): 1.0 in (25.4 mm)

Mounting Holes: Two 0.156 in x 0.250 in
(4 mm x 6 mm) oval shaped mounting holes

Power Leads: 48 in (1219 mm) PFA extruded leads with bare wire (no plug)



Ordering Information

Part No. 120 VAC	Part No. 240 VAC	Width* in (mm)	Length in (mm)	Mounting Holes Center in (mm)	Total Watts	Thermostat	
						Opens	Closes
TSREH600	TSREH2600	2.5 (64)	6 (152)	4 (102)	60	without	thermostat
TSREH640	TSREH2640	2.5 (64)	6 (152)	4 (102)	60	60°F (16°C)	40°F (4°C)
TSREH6110		2.5 (64)	6 (152)	4 (102)	60	140°F (60°C)	110°F (43°C)
TSREH6150		2.5 (64)	6 (152)	4 (102)	60	180°F (82°C)	150°F (66°C)
TSREH1200	TSREH21200	2.5 (64)	12 (305)	9 (229)	120	without	thermostat
TSREH1240	TSREH21240	2.5 (64)	12 (305)	9 (229)	120	60°F (15°C)	40°F (4°C)
TSREH12110		2.5 (64)	12 (305)	9 (229)	120	140°F (60°C)	110°F (43°C)
TSREH12150		2.5 (64)	12 (305)	9 (229)	120	180°F (82°C)	150°F (66°C)

Other sizes and thermostat settings are available upon request

*Dimensions listed are for heater and bracket; actual heater width is 2.0 in (51 mm).

IMPORTANT: Temperature controller is required for this product. See options starting on page 145.


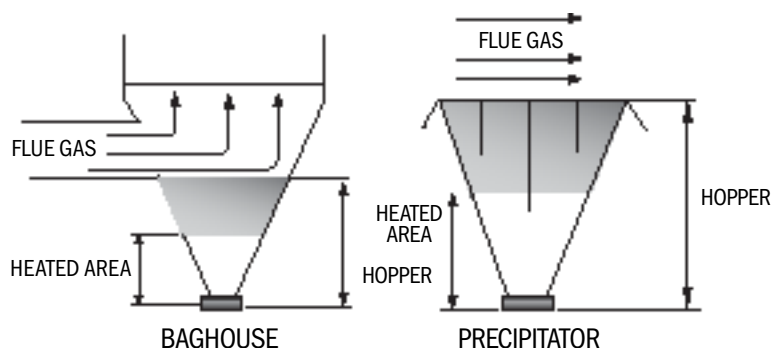
INTRODUCTION TO HOPPER HEATING SOLUTIONS

Eliminate Bridging, Pluggage, Condensation, and Corrosion

Features & Benefits

BriskHeat® Hopper Surface Heating Systems maintain elevated temperatures above moisture and acid dew points using a proven combination of:

- ▶ Modular hopper surface heaters
- ▶ Flexible heating tapes for throats, poke tubes, and manways
- ▶ Temperature control and installation hardware
- ▶ Easiest and lowest cost-of-installation
- ▶ Most cost-effective and energy-efficient heat possible across a large surface area



Metal Clad



APPROVED
Ordinary Locations

Benefits

- Higher maximum exposure temperature: Up to 1000°F (538°C)
- Minimal surface preparation time

Silicone Rubber


Benefits

- Lowest profile and best surface contact
- No welding or mechanical attachments necessary
- Hazardous area-rated model available
- Agency approvals available

SILICONE RUBBER HOPPER/CUSTOM HEATER OPTIONS

Features & Benefits

- ▶ Eliminate bridging, pluggage, condensation and corrosion
- ▶ Hazardous area-rated model available
- ▶ Patented grounded heating element
- ▶ Temperatures up to 450° F (232° C)
- ▶ Lowest profile and best surface contact
- ▶ Moisture, chemical, and radiation resistant
- ▶ Heating element is laminated between two layers of 20 mil fiberglass reinforced silicone rubber for added strength and rigidity



**Moisture
& Chemical
Resistant**



**Temperatures
Up to
450° F (232° C)**

Specifications

Power Density: Engineered to meet your application

Voltage: 120, 208, 240, 277, 480, or 600 VAC

Exposure Temperature: -60°F to 450°F (-51°C to 232°C)

Dielectric Strength: Over 2000 volts

Silicone Rubber Density: 21.7 oz/yd² (736 grams/m²)

IP Rating: IP54



Custom Options

- Built-in thermostats, sensors, or high limits
- Closed-cell silicone sponge insulation in 1/8, 3/16, 1/4, 3/8, or 1/2 in thicknesses for applications up to 450°F (232°C)
- Cut profiles, holes, and cutouts
- Attachment options such as PSA, hook & lace, hook & loop, and snaps
- Watt densities up to 25 w/in² (3.9 w/cm²)
- Custom lead lengths and plug types

*Approval based on design options.

Heating Tapes For Hopper Heating Systems

Extremely flexible heating tapes easily install around challenging components like throats, poke tubes, and manways.



Up To 358°F (181°C)



See Heating Tape options starting on page 60.

MCH METAL CLAD HOPPER HEATERS

Features & Benefits

- ▶ System of modular heaters meet your heat-up and total wattage requirements
- ▶ Ideal for Electrostatic Precipitator (ESP) hoppers, baghouse hoppers, and material and dust-collector hoppers
- ▶ Easy stud-welding installation
- ▶ Simple, one-piece stainless steel design
- ▶ Exceptional durability
- ▶ 5-year warranty

Specifications

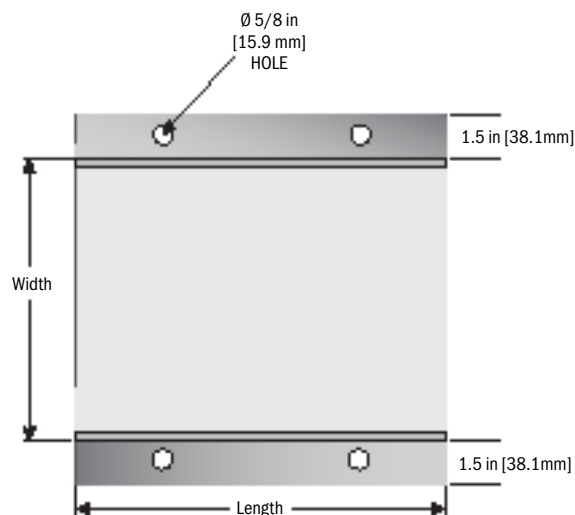
Maximum Exposure Temperature: 1000°F (538°C)

Power Density: 0.75 W/in² (0.12 W/cm²) to 3.0 W/in² (0.46 W/cm²) patented grounded heating element; meets NEC 427.23

Voltage: 120, 208, 240, 277, 480, or 600 VAC single-phase


Dielectric Strength: Over 2000 volts

Power Leads: 12 ft (3.6 m) long, moisture resistant, high temperature, stainless-steel overbraid, with bare-wire connection



Ordering Information

Contact BriskHeat® or your local representative for a quotation and application assistance.



Stainless Steel Protective Shell

- Superior rigidity enhances heater-to-surface contact
- Corrosion and rust resistant

Modular Blanket

- High-temperature construction
- Energy-efficient 3/4 in (19 mm) thick fiberglass insulation

Multi-Stranded Heating Element

- Maximum uniformity, durability, and safety
- BriskHeat® exclusive core technology
- High wattage improves heat-up time
- Corrosion and rust resistant



Modular Heater Size Chart

Width in (mm)	Length in (mm)	Number of Stud Holes
3 (76)	12 (305)	2
6 (152)	12 (305)	2
12 (305)	12 (305)	4
12 (305)	24 (610)	4
12 (305)	36 (914)	6
12 (305)	48 (1220)	6

Note: For installation add 3 in (76 mm) to heater width.

Stud Welding Kits

Part No.	Type	Number of Studs per Kit
MCHARC2	Arc Stud	2
MCHARC6		6
MCHARC12		12
MCHCD2	Capacitive Discharge	2
MCHCD6		6
MCHCD12		12

IMPORTANT: Temperature controller is required for this product. See options starting on page 145.

FGH/SXH HIGH-TEMPERATURE HEATING BLANKETS

Features & Benefits

- ▶ Great for dry-area applications that require temperatures up to 1100°F (593°C)
- ▶ Energy-efficient heating element with 1 in (25.4 mm) layer of high-density fiberglass insulation
- ▶ Abrasion-resistant fiberglass cloth (FGH) or Samox® cloth (SXH)
- ▶ Flexible up to 1 in (25.4 mm) bend radius
- ▶ Excellent temperature uniformity

Specifications

Exposure Temperature:

- FGH series: 800°F (427°C)
- SXH series: 1100°F (593°C)

Power Density:


- FGH series: 7 W/in² (1.1 W/cm²)
- SXH series: 13 W/in² (2.0 W/cm²)

Voltage: 120 or 240 VAC

Dielectric Strength: Over 2000 volts

Nominal Thickness: 1 in (25.4 mm)

Power Cord: 6 ft (1.8 m) long fiberglass power cord with choice of power plug. See page 180 for choices.



Temperatures
Up to
1100°F (593°C)

Custom sizes and designs available: Contact BriskHeat® or your local distributor for more information.

Standard Sizes and Wattage

FGH series

Width in (mm)	Length in (mm)	Total Watts
6 (152)	6 (152)	255
6 (152)	12 (305)	504
6 (152)	24 (610)	1008
8 (203)	8 (203)	448
10 (254)	10 (254)	700
12 (305)	12 (305)	1008
12 (305)	24 (610)	2016
16 (406)	16 (406)	1792
18 (457)	18 (457)	2268
24 (610)	24 (610)	4032*

SXH series

Width in (mm)	Length in (mm)	Total Watts
6 (152)	6 (152)	468
6 (152)	12 (305)	936
6 (152)	24 (610)	1872
8 (203)	8 (203)	832
10 (254)	10 (254)	1300
12 (305)	12 (305)	1872
12 (305)	24 (610)	3744*
16 (406)	16 (406)	3328
18 (457)	18 (457)	4212*

* Not available in 120 VAC due to high amperage requirements.



Ordering Information

Part Number Matrix

Product Series

FGH-(800°F), SXH-(1100°F)

Dimensions, 06X12-(6 in x 12 in)

Voltage, 1-(120 VAC), 2-(240 VAC)

Power Plug

See page 180 for choices

FGH	06X12	1	C
-----	-------	---	---

IMPORTANT: Temperature controller is required for this product. See options starting on page 145.



We use BriskHeat silicone rubber heating blankets in a variety of custom sizes to heat several of our production wax tanks. They are easily installed, easily maintained, and last a reasonably long time.



~ Keith Weller

Site Supervisor with Desert Whale Jojoba/Lip Chemicals

ETCHED FOIL HEATERS

Features & Benefits

- ▶ Ultra-thin profile
- ▶ High-watt densities
- ▶ Uniform heat distribution
- ▶ Very fast thermal response time
- ▶ Wide variety of options to meet your specific requirements
 - Trace spacing as close as 0.007 in (0.17 mm)
 - Design multiple circuits in same heater
 - Pressure-sensitive adhesive (PSA) backing, epoxies, or pre-attached to your plates and objects attachment options
 - Integrated sensors, fuses, and control devices
 - Turnkey systems with temperature control
 - Available in any shape, cutout, and size (including complex shapes)
 - Kapton, polyimide film, and silicone rubber outer materials to meet your environment and needs

Specifications

Sizes: Up to 22 in x 28 in (560 mm x 710 mm) in any shape or cutout

Power Density: Up to 50 W/in² (7.7 W/cm²)

Minimum Exposure Temperature: -70°F (-57°C)

Nominal Thickness:

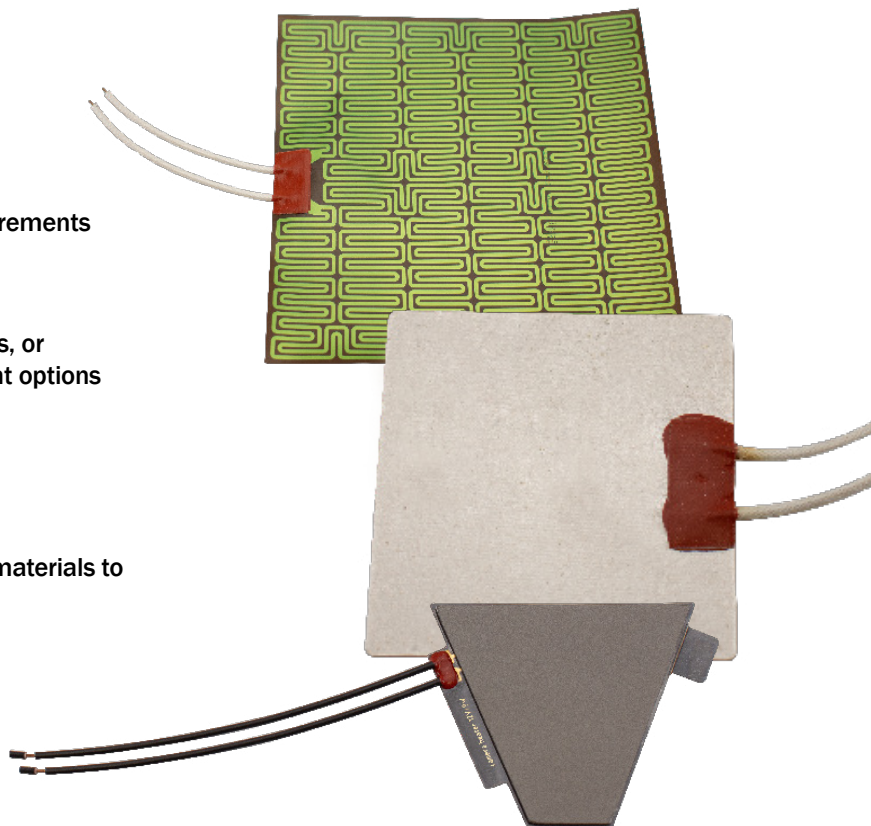
- Polyimide film: 0.006 in (0.15 mm) (6 mil)
- Silicone rubber: 0.03 in (0.76 mm) (30 mil)

Wide range of attachment options

PSA (Pressure-Sensitive Adhesive) backing, epoxies, or pre-attached to your plates and objects

Ideal for

- OEM applications
- Analytical instrumentation
- Medical equipment
- Food processing
- Semiconductor
- Electronics (Indoor and Outdoor)
- Aerospace
- Energy



Configure-to-Order Options

- Built-in controlling options
- Your choice of attachment options

Ordering Information

Please contact BriskHeat® or your local representative for a quotation and personalized application assistance.



Accessories

Outer Material	Maximum Exposure Temperature	Nominal Thickness in (mm)	Advantages	Maximum Size in (mm)
Polyimide Film	500°F (260°C)	0.006 in (0.15 mm) (6 mil)	Thinnest & highest dielectric strength	22 in x 22 in (560 mm x 560 mm)
Silicone Rubber	392°F (200°C)	0.03 in (0.76 mm) (30 mil)	Moisture and chemical resistance	22 in x 28 in (560 mm x 710 mm)

Other outer material options available. Contact BriskHeat for more details.

Part No.	Description
PSAT36A	Standard Fiberglass Tape Suitable for general purpose applications Size: 0.5 in x 108 ft (12 mm x 32.9 m) Silicone Adhesive Temp Limit: 400°F (204°C)
AAT2180	High-Temperature Aluminum Tape Designed for applications above 392°F (200°C) Size: 2 in x 180 ft (51 mm x 55 m) Silicone Adhesive w/ Liner Temp Limit: 550°F (288°C)

IMPORTANT: Temperature controller is required for this product. See options starting on page 145.

ALUMINUM FOIL HEATERS

Features & Benefits

- Low-cost solution
- Custom shapes and sizes
- Built to exact requirements and specifications
- Large volume OEM capability

Specifications

Power Density: Up to 3 W/in²
(0.47 W/cm²)

Voltage: 120 or 240 VAC

Exposure Temperature:
-40°F (-40°C) to 300°F (149°C)

Width:

Minimum: 1.25 in (32 mm)
Maximum: 36 in (914 mm)

Length:

Minimum: 4 in (102 mm)
Maximum: 60 in (1524 mm)

Nominal Thickness: 0.19 in (4.7 mm)

Power Cord: 18 in (457 mm) 16–22 gauge with fiberglass sleeving and bare wire terminations (PVC or Teflon™-sleeved leads available)

Wattage Tolerance: +5%/-10%

IP Rating: IP50 (IP65 available)

Construction Types

- A- Flexible with PSA (pressure-sensitive adhesive)
- B- Flexible without PSA (pressure-sensitive adhesive)
- C- Semi-rigid aluminum sheet backing 0.025 in (0.6 mm) thick

Standard Sizes

Part No.	Width in (mm)	Length in (mm)	Voltage	Watts
FHB0200600001	2.0 (51)	6.0 (152)	120	25
FHB0201000005	2.0 (51)	10.0 (254)	120	50
FHB0201200003	2.0 (51)	12.0 (305)	120	60
FHB0400600003	4.0 (102)	6.0 (152)	120	60
FHB0401000001	4.0 (102)	10.0 (254)	120	110
FHB0401200001	4.0 (102)	12.0 (305)	120	130
FHB0601000007	6.0 (152)	10.0 (254)	120	170
FHB0601200002	6.0 (152)	12.0 (305)	120	205
FHB0602400001	6.0 (152)	24.0 (640)	120	420

Custom Options

- Semi-rigid aluminum sheet backing, 0.025 in (0.6 mm) thick
- Unique shapes, holes and cut-outs
- Lead terminations including ring, quick-connect, and spade terminals
- Built-in single set-point controlling thermostats
- Dual wattage and dual voltage

IMPORTANT: Temperature controller is required for this product. See options starting on page 145.

Up to
60% Lower
Cost Than
Silicone

NEW!



Lead Termination Options

Bare Wire



Ring



Spade



Straight Quick Connect



Flag Quick Connect



TEMPERATURE CONTROLLERS & ACCESSORIES FOR HEATING BLANKETS

SDC Benchtop Temperature Controller

Temperature Control Range: 32°F to 999°F (0°C to 600°C)

Choose Type-J or Type-K Thermocouple Sensor

120 VAC or 240 VAC power input

Models for °F or °C display

10-amp fused output

See page 161



TTD Outdoor-Use Digital On/Off Thermocouple Temperature Controller

120 or 240 VAC

15 amps

Digital on/off controller

Plug-in operation

Compact portable design

See page 170



TB4000 High Capacity Bulb

Maximum Exposure Temperature:

-40°F to 160°F (-40°C to 71°C)

304 stainless-steel bulb and capillary temperature controller

10 ft (3 m) long

Manually set your desired temperature

Suitable for outdoor use

See page 177



TB250N All-Purpose Bulb and Capillary Temperature Controller

Maximum Exposure Temperature:

-40°F to 160°F (-40°C to 71°C)

Manually set your desired temperature

Tinned copper bulb and capillary,

10 ft (3 m) long

Suitable for outdoor use

See page 176



TD101 Automatic On/Off Thermostat Control

Single pole double throw (SPDT)

Numerous temperature range choices to fit your application

Maximum Exposure Temperature:

-40°F to 221°F (-40°C to 105°C)

Mounts directly to heated surface

See page 173



TC4000 High-Capacity Wet-Area Digital Temperature Controller

Temperature Control Range:

-40°F to 999°F (-40°C to 999°C)

Type-J or Type-K thermocouple

100-240 VAC single or 3-phase, 480

VAC single or 3-phase

See page 165



MPC2 Multi-Point Digital PID Temperature Control Panel

Environmental Exposures:

- Operating range: 14°F to 104°F (-10°C to 40°C)

- Storage range: -4°F to 158°F (-20°C to 70°C)

Input/Output Configurations of 120, 208, 220-240, 277, 380, 400-415, 480, and 575-600 (and 3-phase options)

See page 157



Heat Conductive Putty

Used to fill voids between blanket and surface being heated.


Part No.	Description
HCP1	Size: 1 lb. (0.5 kg)
HCP3	Size: 3 lb. (1.4 kg)



RTV Sealant

Silicone sealant used to seal lead pouches, end pouches, and pipe standoffs.

Part No.	Description
RTV3.0	3 oz. (89 ml)



Insul-EZ™ Adhesive Backed Sheet Insulation

Easy-to-install peel-and-stick adhesive backed sheet insulation for heaters and enclosures to reduce heat loss.


Part No.	Description
INSULEZ48	48 in x 48 in (122 cm x 122 cm) Adhesive Backed Sheet Insulation

HEAT

IT'S IN OUR NAME

BriskHeat has been meeting a diverse range of industrial heating needs since 1949. BriskHeat designs and manufactures flexible heating elements, control systems, and accessories that provide custom solutions for process heating, freeze protection, viscosity control, and condensation prevention.


BriskHeat's products are utilized in all types of markets from petrochemicals and semiconductors to food processing and biotech. And BriskHeat is THE WORLDWIDE leader in flexible surface heat trace products that meet the needs of global customers in virtually every industry.



BriskHeat®

4800 Hilton Corporate Drive
Columbus, OH 43232
800-848-7673 | 614-294-3376
BriskHeat.com
bhsales1@briskheat.com

CLOTH **HEATING** JACKETS & INSULATORS



BriskHeat®

BRISKHEAT'S FULL LINE OF HEATING OPTIONS



A new heating jacket that offers distinct features and benefits for essential markets. Created with a sustainable concept of reducing waste, energy, and cost (through reduction of materials and time), for BriskHeat's customers.

- ▶ Ideal for applications where economical choices of fabrics and styles mirror your need for value.
- ▶ An entry-level heating jacket that serves a multitude of requirements.
- ▶ Select from several options based on your needs and budget.

NEW!

Standard Line



The BriskHeat heating jackets our customers have relied on for over 40 years.

- ▶ Enhanced throughout the years to be regarded as the "industry standard" in most critical environments, from semiconductor, to pharmaceutical, and other challenging industries.
- ▶ Choose materials best suited to your environment. Popular materials include PTFE and silicone impregnated.

HEATING OPTIONS TO MEET ALL YOUR NEEDS

Performance+ Line



Another new offering that combines the highest uniformity, with proprietary insulation, to make this line our best performing heater ever. The most stringent, critical, or demanding specifications can be met with this jacket designed for challenging markets.

- ▶ **Insulation:** The insulator chosen for this line is much lighter weight at better R-value performance than our Standard Line.
- ▶ **Internal Construction:** Advanced materials and methods within the jacket meet all SEMI standards and achieve uniformity greater than $\pm 5\%$ at 130°C setpoint.
- ▶ **Exterior Construction:** The soft, white PTFE outer layer, with white PTFE stitching, creates a streamlined jacket construction with a sleek appearance. It also meets the clean appearance many customers seek.
- ▶ Can be custom designed to assure specialized configuration and specifications are met.

Silver-Series 2 Insulators



BriskHeat offers a simple and cost-effective alternative to our heating jackets. Contact us to learn more about using our heating tapes with Silver-Series 2 Cloth Insulators.


CLOTH HEATING JACKETS & INSULATORS

Features & Benefits

- ▶ Long service life. BriskHeat's typical heating jacket life is 10+ years.
- ▶ Easy on-off installation with durable and reusable hook & loop fasteners
- ▶ Ability to heat and insulate all components including diameters as small as ¼ in (6 mm)
- ▶ Compatible with LYNX® Temperature Control System or existing control system
- ▶ Uniform temperatures throughout entire line with individual heater control
- ▶ Economically reduces condensation build-up and eliminates cold spots
- ▶ High temperature capabilities
 - Up to 482°F (250°C) for Class 10 Cleanrooms
 - Up to 1099°F (593°C) for Class 100 Cleanrooms
- ▶ Energy efficient insulated design
- ▶ Exceptional durability increases productivity
- ▶ Decreased maintenance reduces operating costs
- ▶ Safe and cool to the touch (meets SEMI S2 standards)
- ▶ Patented grounded heating element



Before



After


Better heat uniformity greatly decreases condensation build up.

Applications

- Condensation prevention
- Gas vaporization
- Bake-outs
- Lab testing
- Gas analysis
- Fluid delivery
- Viscosity control
- Freeze protection
- Process heating

Custom Designs for

- Semiconductor, exhaust & foreline (including gas delivery)
- Drums/tanks/vessels/cylinders
- Vacuum chambers
- Pipe assemblies
- Valves
- Manifolds
- Pumps
- Instruments
- Unique geometry parts



Silicone Cloth Vacuum Chamber

CLOTH HEATING JACKETS

Specifications

Voltage Options: 120–600 VAC, Single or 3-Phase (Wye or Delta), VDC, 50 or 60 Hz

Built-in Control/High-Limit Thermostat Options*: 180°F (82°C), 248°F (120°C), 302°F (150°C), 347°F (175°C), 392°F (200°C), 500°F (260°C)

Low-Limit Thermostat Options*: 180°F (82°C) with 30°F (-1°C) differential, 248°F (120°C) with 50°F (10°C) differential

*Other options available

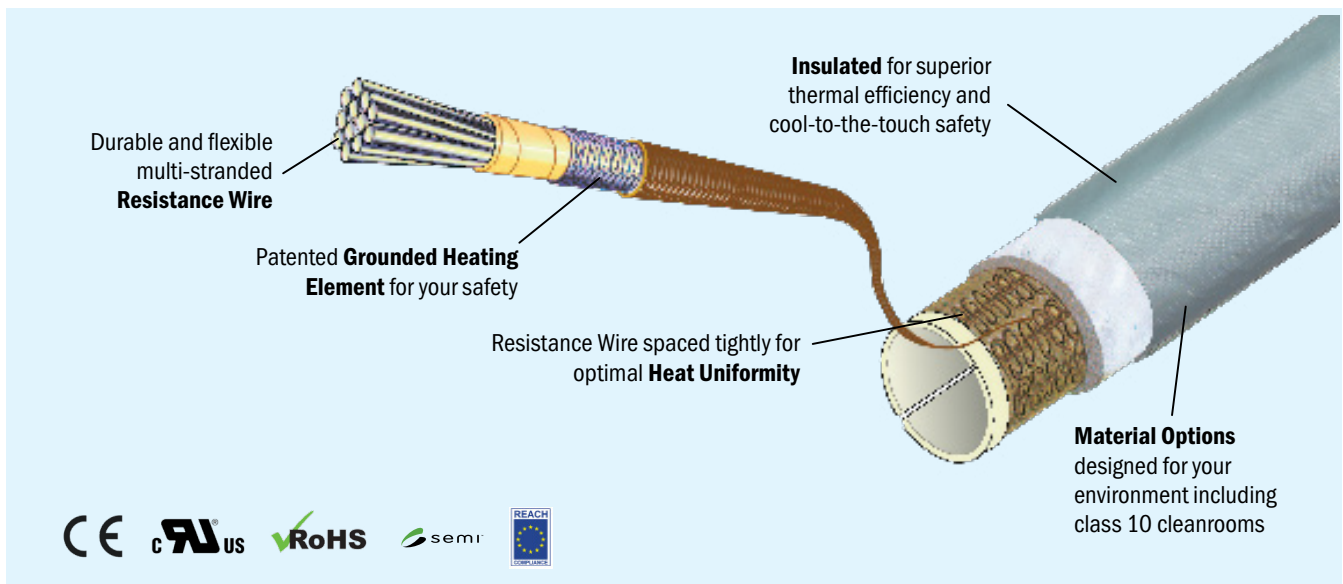

Power Plug/Connector Options*: Mate-n-lock, twist lock, CPC connector, bare wire

Temperature Sensor Options: Platinum PT100 RTD, Type-J Thermocouple, Type-K Thermocouple, Thermistor

Other Available Options: High-limit manual reset, temperature sensor plug or receptacle, temperature indicator lights, built-in digital temperature controller, built-in LYNX®



Gray PTFE Vacuum Bake-Out Heater Chamber




Custom Sizes and Designs Available: Contact BriskHeat® or your local distributor for more information.

800-848-7673 | 614-294-3376 | BriskHeat.com | bhtsales1@briskheat.com


CLOTH JACKET DESIGN OPTIONS

Cloth Type	PTFE Cloth (CL 10)	ePTFE Cloth	BriskClean Cloth (CL 10)	Samox™ (CL 100)	Gray Silicone	White Fiberglass Cloth (CL 100)	Aluminum Cloth	Beta Cloth	Polyester (Wet area)
Liner (Inside)	Yes	Yes	Yes	Yes	Yes	Yes	No	Yes	Yes
Facing (Outside)	Yes	Yes	Yes	Yes	Yes	Yes	Yes	Yes	Yes
Color	Gray	White	Green or White	White	Gray	White	Silver	Tan	Red
Max. Application Temp.	428°F (220°C)	482°F (250°C)	500°F (260°C)	950°F (510°C)	450°F (232°C)	900°F (482°C)	392°F (200°C)	752°F (400°C)	140°F (60°C)
Max. Temp. Intermittant	500°F (260°C)	500°F (260°C)	600°F (316°C)	1000°F (538°C)	500°F (260°C)	932°F (500°C)	450°F (232°C)	900°F (482°C)	212°F (100°C)

Facing & Liner Material Options




Gray PTFE – Most commonly used facing and liner material for up to Class 10 environments (Gray, green, or white).



White PTFE – Most commonly used facing and liner material for up to Class 10 environments (Gray, green, or white).




Polyester – Standard red material used on wet-area heaters and insulators.



White Fiberglass Cloth – Economical option primarily used for liners. Flexible high-temperature material used up to Class 100 environments



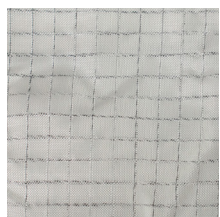
ePTFE – Expanded PTFE cloth that is abrasion-resistant without flaking.



Silicone Cloth – Economical option for general industrial applications. Moisture and chemical resistant material.



Green BriskClean Cloth – Flexible fabric typically used for tubes <1 in (25 mm) diameter in applications requiring up to Class 10 environments



White BriskClean Cloth – Flexible fabric typically used for tubes <1 in (25 mm) diameter in applications requiring up to Class 10 environments



Samox – High temperature S-glass material used up to Class 100 environments.



Aluminum Cloth – Facing material with reflective appearance for semiconductor and general industrial applications.



Beta Cloth – Sturdy fiberglass cloth that is an economical option for general industrial high-temperature applications.



Silicone Cloth with Hook & Lace



Aluminum Cloth

CLOTH JACKET DESIGN OPTIONS

Insulation Options

Tempmat – Standard fiberglass insulation, 9–11 lb/ft³ for temperatures up to 1200°F (649°C).


Aerogel – High performance flexible foam insulation for applications up to 356°F (180°C).

Melamine – Foam insulation used in wet area applications not exceeding 356°F (180°C).

Fastener Options

- Hook & loop
- Hook & lace
- Circumferential Belts with "D" Rings
- Terminal end rope draw-cord
- Grommets

Options Include



Gray PTFE Cloth with LYNX® control



Gray PTFE



Gray PTFE with Integrated LYNX® Control

LYNX®
See page
148

PERFORMANCE+ HEATING JACKETS

NEW!

Features & Benefits

- ▶ Excellent temperature uniformity
- ▶ Lightweight insulation retains heat while reducing weight
- ▶ Able to heat complex geometries as small as 1/4 in (6 mm) diameter
- ▶ Individual sensor, control, and high limit for maximum system performance and safety
- ▶ Safe and cool to the touch (meets SEMI S2 standards)
- ▶ Clean and attractive design, made with robust materials

Specifications

Temperature Uniformity: ±5% at 130°C setpoint

Voltage: 120-240 VAC

Maximum Operating Temperature: 356°F (180°C)

Maximum Exposure Temperature: 450°F (232°C)

Minimum Exposure Temperature: -4°F (-20°C)

Materials: ePTFE facing, aerogel foam insulation, soft aluminum thermal interface, foil beta, and fiberglass liner



Complex geometries as small as 1/4 in (6 mm) diameter



Custom Sizes and Designs Available: Contact BriskHeat® or your local distributor for more information.

COMPONENTS FOR OEMS & END USERS

Custom fit for better heat transfer

BriskHeat Cloth Heating Jackets maximize coverage and efficiency by both heating and insulating systems for your exact needs. They are widely used on valves, regulators, pumps, traps, bellows, and flow and vacuum systems. Jackets for fittings such as feedthroughs, couplings, nipples, crosses, and tees with ISO, KF (NW) or ConFlat connections are available individually or as a single jacket covering multiple parts.

Easily install and remove jackets as needed on your system with durable and reusable hook & loop fasteners. High-vacuum heating applications require excellent temperature uniformity and control. BriskHeat can supply jackets for standard vacuum chambers or use our thermal analysis capabilities to design a heater to fit any custom chamber.

Types of components we heat

- Angle valves
- Ball valves
- Butterfly valves
- Gate valves
- Inline valves
- Pneumatic vacuum valves
- Sieve traps
- Particular traps
- Tanks/drums/vessels/cylinders
- Bake-out furnaces
- Vacuum filters
- Booster vacuum pumps
- Diffusion vacuum pumps
- Bellows
- Vacuum chambers
- Bell jar chambers
- Feedthrough collars
- Flexible hoses
- ConFlat flange fittings
- Klamps flange fittings
- CR series flanged fittings
- ISO fittings and clamps
- Gas lines
- UCR fittings
- Unistruts
- Instruments
- Manifolds

BriskHeat makes heaters for OEM/components/parts including

- Across International
- Agilent
- Ancorp
- Atlas Technologies
- Edwards Vacuum
- Hi-Vac
- Huntington Vacuum
- Kitz
- Leybold
- Mack Vacuum
- MDC
- MKS Instruments
- SMC
- Swagelok
- VAC Aero
- VAT Group AG
- And more



CUSTOM WET-AREA CLOTH HEATERS & INSULATORS

Ideal for heating outdoor valves, actuators, pumps, and other hard-to-heat objects

NEW!

Features & Benefits

- ▶ For use in outdoor, indoor, or wash-down environments
- ▶ Provides both heat and insulation in a simple, lightweight one-piece design
- ▶ Easy-to-install and remove
- ▶ Built-in insulation maximizes energy-efficiency and heat-up times
- ▶ Extra durable, red polyester outer material
- ▶ Temperatures up to 212 °F (100 °C)
- ▶ Built-in high-limit thermostat and grounded heating element for safety
- ▶ Efficient and uniform heat in outdoor and wet-area environments
- ▶ Increased productivity through decreased maintenance costs
- ▶ Safe and cool to the touch
- ▶ Long service life: BriskHeat's typical heating jacket life is 10+ years
- ▶ Outdoor/Wet-Area Applications – IP54
 - Freeze protection
 - Viscosity control
 - Temperature maintenance
 - Process control
 - Piping
 - Valves
 - Pumps
 - Tanks/drums/cylinders/vessels
 - Hard-to-heat objects
 - And more



Certified to UL safety standards
Intertek



**Moisture
Resistant**



Custom Sizes and Designs Available: Contact BriskHeat® or your local distributor for more information.

“ I'm very satisfied with your product. It works great, and very pleased with the service. ”

~ Ezra Estep
Lab Technician with Asphalt Emulsions

CUSTOM WET-AREA CLOTH HEATERS & INSULATORS

Specifications

Voltage: 120–240 VAC

Wattage: See below

Amperage: 12A maximum for ETL approval

Outside Material: Extra-durable polyester cloth

Insulation Material: Mold/mildew resistant melamine

Insulation Thickness: Standard 0.5 in (130 mm) or 1.0 in (260 mm) thick.
Other insulation thicknesses available upon request

IP Rating: IP54

Recommended Maximum Temperature and Watt Densities:

- Vented¹ Metal Vessels: 212°F (100°C) | 0.80 W/in² (0.12 W/cm²)
- Sealed² Metal Vessels: 130°F (54°C) | 0.45 W/in² (0.07 W/cm²)
- Vented¹ Poly Vessels: 160°F (71°C) | 0.45 W/in² (0.07 W/cm²)
- Sealed² Poly Vessels: 100°F (38°C) | 0.25 W/in² (0.04 W/cm²)

¹ Vessel has access/opening to atmosphere. Examples include open drums, IBCs, hoppers, and containers

² Vessel is sealed but has a pressure-relief device. Examples include valves, pipes, pumps, and sealed containers

Wide Range of Design Options

- Heating jacket or insulator-only
- Custom shapes, sizes, and configurations
- Holes and cutouts
- Choice of lead lengths and terminations
- Choice of closure type
- Built-in thermostat control, integrated digital temperature controller, or connect to external controller
- High-limit thermostats

Ordering Information

When ordering, the following information is required:

- | | |
|------------------------------|--------------------|
| • Length | • Lead length |
| • Width or internal diameter | • Termination type |
| • Voltage | • Custom options |
| • Closure type | |

Note: For designs with cut-outs, holes, or multiple diameters, a dimensional drawing is required.



Plug-and-play options: Built-in thermostat control or integrated digital temperature controller

Common Closure Options



Hook & loop

Belts with "D" rings



Grommets & lace



Straps with buckles

WSP WINTERSHIELD™ FREEZE PROTECTION HEATED POCKETS

Features & Benefits

- ▶ Creates a pocket of warmth to protect devices against extreme cold
- ▶ For use in all weather, sub-freezing environments
- ▶ Universal sizes for a wide range of objects
- ▶ Plug-and-play with extra-long 16 ft (5 m) power cord
- ▶ Removable and reusable
- ▶ Rugged, one-piece, lightweight design
- ▶ Lace-up openings on three-sides for easier installations
- ▶ Versatile — installs around a wide range of objects
 - Standard size fits any object with overall dimensions up to 6 x 6 x 7 in (152 x 152 x 186 mm)
 - Large size fits any object with overall dimensions up to 14 x 20 x 26 in (356 x 508 x 660 mm)
- ▶ Easy-to-install and remove — saves on labor costs
- ▶ Decreased downtime and maintenance costs
- ▶ Safe and cool to the touch
- ▶ Long service life: BriskHeat's typical heating jacket life is 10+ years

NEW!



**Moisture
Resistant**



Plug & Play



WSP WINTERSHIELD™ FREEZE PROTECTION HEATED POCKETS

Specifications

Voltage: 120-240 VAC

Control: Built-in thermostat preset at 45°F (7°C).
Other temperature settings available upon request

Outside Material: Extra-durable polyester cloth

Insulation Material: Mold/mildew resistant melamine


Insulation Thickness: 0.5 in (130 mm)

Power Cord: 16 ft (5 m) long with
120 VAC: Grounded 3-prong plug (NEMA 5-15P)
240 VAC: Crimped ferrule leads

IP Rating: IP54

Ordering Information

Size	Dimensions in (mm)	Watts	Part No. 120 VAC	Part No. 240 VAC
Standard	6 x 6 x 7 (152 x 152 x 178)	94	WSP120V	WSP240V
Large	14 x 20 x 26 (356 x 508 x 660)	200	WSP120LGV	WSP240LGV



Lace-up openings on three sides makes it **easy to install and maneuver around obstructions** like pipes, electrical wiring, conduits, and bases/stands

Standard size fits most Foxboro, Rosemount, Emerson, and other industrial pressure transmitters.

Large size fits most Ingersoll Rand, Viking, Goulds, and other industrial pumps.

Custom Sizes and Designs Available:
Contact BriskHeat® or your local distributor for more information.



CLOTH JACKET INSULATORS

BriskHeat® Cloth Jackets insulators maximize coverage and efficiency by providing insulation around the entire object. Cloth jacket insulators are ideal for a wide range of applications.

Features & Benefits

- ▶ Reusable, durable, and economical
- ▶ Easy-to-install
- ▶ Designed for temperatures up to 1100° F (593° C)
- ▶ Energy efficient
- ▶ Designed specifically for your application

Applications

- Condensation prevention
- Gas vaporization
- Energy efficiency
- Lab testing
- Gas analysis
- Fluid delivery
- Noise reduction
- Personnel safety

Custom Designs for

- Tanks
- Drums
- Storage vessels
- Heat exchangers
- Pipe assemblies
- Valves
- Manifolds
- Pumps
- Instruments
- Unique geometry parts



Design Options

Facing and Liner

Wide variety of materials available to meet your temperature and environmental needs

- Silicone impregnated fiberglass cloth
- PTFE gray cloth
- Cleanroom materials
- Aluminum cloth
- And more



Closure Types

- Hook & loop
- Hook & lace
- Circumferential belts with “D” rings
- Terminal end rope draw-cord
- Grommets

Insulation

Fiberglass, glassmat, or ceramic materials available in multiple thicknesses



Custom Sizes and Designs available for pipes, tanks, vessels, and much more.

Contact BriskHeat® or your local distributor for more information.

Let our industry-leading engineering team design the perfect jacket for your application.

SILVER-SERIES 2 INSULATORS

NEW!

Features & Benefits

Silver-Series 2 Removable Cloth Insulators are a configurable system of removable insulator blankets and covers that feature durable high-temperature cloth, energy-efficient fiberglass insulation, and hook & loop closures for easy installation and removal. This cost-effective solution improves thermal efficiency for hot and cold pipes, tanks, and vessels in industrial and commercial environments. Custom designs can be manufactured for unique requirements.

- ▶ Removable and reusable design provides an economical solution
- ▶ Easy-to-install configurable system with cut-to-length straights
- ▶ Durable product design delivers long service life
- ▶ Moisture & chemical resistant
- ▶ High-temperature resistance
- ▶ Fire-retardant, asbestos-free material

Specifications

Maximum Exposure Temperature: Up to 500°F (260°C)

Facing & Liner Material: PTFE cloth

Insulation: 1 in (25 mm) thick fiberglass

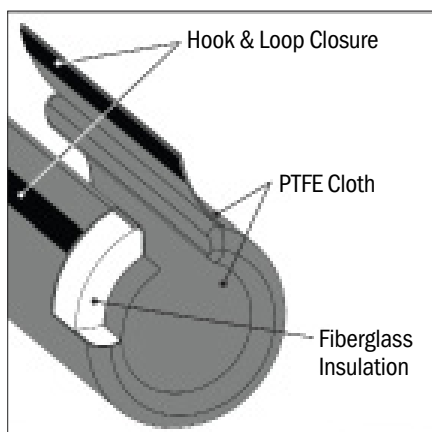
Thermal Performance: R3.3, K0.21@75°F (24°C)

IP Rating: IP54



**Moisture
& Chemical
Resistant**

Quality Construction



Cut-to-Length Versatility



Straight pipe insulators can be cut-in-the-field

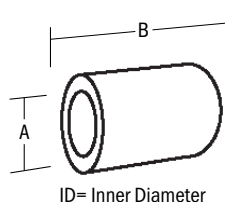
SILVER-SERIES 2 INSULATORS

Ordering Information

Straight Sections (Cut-to-Length)



A ID of Insulator in (mm)	B Length in (mm)	Part No.
1.82 (46)	90 (2286)	SSIP10CTL-2V
2.40 (61)	90 (2286)	SSIP15CTL-2V
2.88 (73)	90 (2286)	SSIP20CTL-2V
4.00 (102)	90 (2286)	SSIP30CTL-2V
5.00 (127)	90 (2286)	SSIP40CTL-2V

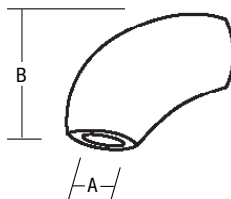


Total usable length for each straight insulator is 90 in (2286 mm) – can be cut-to-length in the field in 6 in (152 mm) and 12 in (305 mm) increments. Cut area 0.75 in (19 mm) wide.




90° Elbows

A ID of Insulator in (mm)	B Height in (mm)	Part No.
2.27 (58)	5 (127)	SSI9010-2V
2.93 (74)	6 (152)	SSI9015-2V
3.46 (88)	7 (178)	SSI9020-2V
4.78 (121)	8.5 (216)	SSI9030-2V
5.90 (150)	11 (279)	SSI9040-2V

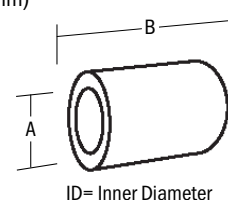


Straight Sections (Precut Lengths)



Straight sections in ready-to-use lengths of 6, 12, 24, 36, and 48 in (152, 305, 610, 914, and 1219 mm)

A ID of Insulator in (mm)	B Length in (mm)	Part No.
1.82 (46)	6 (152)	SSIP1006-2V
	12 (305)	SSIP1012-2V
	24 (610)	SSIP1024-2V
	36 (914)	SSIP1036-2V
	48 (1219)	SSIP1048-2V
2.40 (61)	6 (152)	SSIP1506-2V
	12 (305)	SSIP1512-2V
	24 (610)	SSIP1524-2V
	36 (914)	SSIP1536-2V
	48 (1219)	SSIP1548-2V
2.88 (73)	6 (152)	SSIP2006-2V
	12 (305)	SSIP2012-2V
	24 (610)	SSIP2024-2V
	36 (914)	SSIP2036-2V
	48 (1219)	SSIP2048-2V
4.00 (102)	6 (152)	SSIP3006-2V
	12 (305)	SSIP3012-2V
	24 (610)	SSIP3024-2V
	36 (914)	SSIP3036-2V
	48 (1219)	SSIP3048-2V
5.00 (127)	6 (152)	SSIP4006-2V
	12 (305)	SSIP4012-2V
	24 (610)	SSIP4024-2V
	36 (914)	SSIP4036-2V
	48 (1219)	SSIP4048-2V



EASY WAYS TO ORDER

1. Contact your local distributor. Check BriskHeat.com to locate a local distributor.
2. Call BriskHeat® at 800-848-7673 or 614-294-3376. We have a staff of application specialists to solve your unique needs.
3. Order online at BriskHeat.com - 24/7.

PAYMENT TERMS

Credit Card Options



Net 30 Option

Net 30 Terms are available to qualified companies. Please contact your Account Manager for additional details.

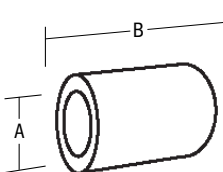
SILVER-SERIES 2 INSULATORS

Ordering Information

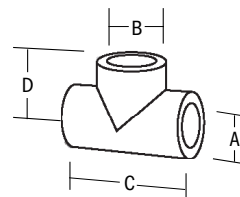
Flanges



A ID of Insulator in (mm)	B Length in (mm)	Part No.
4.75 (121)	8.00 (203)	SSIF10-2V
5.50 (140)	8.00 (203)	SSIF15-2V
6.50 (165)	8.00 (203)	SSIF20-2V
7.50 (191)	8.00 (203)	SSIF25-2V
8.00 (203)	8.00 (203)	SSIF30-2V
9.50 (241)	8.00 (203)	SSIF40-2V



Tees

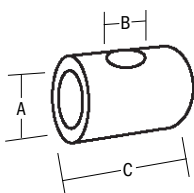


A ID of Insulator in (mm)	B ID of Insulator in (mm)	C Length in (mm)	D Height- Center-line to top in (mm)	Part No.
2.25 (57)	2.25 (57)	8.00 (203)	5.00 (127)	SSIT10-2V
2.75 (70)	2.75 (70)	9.00 (229)	5.70 (145)	SSIT15-2V
3.25 (83)	3.25 (83)	9.75 (248)	6.10 (155)	SSIT20-2V
3.50 (89)	3.50 (89)	11.00 (279)	6.80 (173)	SSIT25-2V
4.75 (121)	4.75 (121)	12.00 (305)	7.30 (185)	SSIT30-2V
5.38 (137)	5.38 (137)	14.50 (368)	8.30 (211)	SSIT40-2V

2-Way Ball Valve



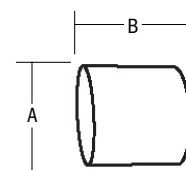
A ID of Insulator in (mm)	B Opening ID in (mm)	C Length in (mm)	Part No.
4.75 (121)	3.25 (83)	8.00 (203)	SSIVB102-2V
5.50 (140)	3.38 (86)	11.00 (279)	SSIVB152-2V
6.50 (165)	3.50 (89)	11.50 (292)	SSIVB202-2V
7.50 (191)	4.50 (114)	12.50 (318)	SSIVB252-2V
8.00 (203)	4.50 (114)	13.00 (330)	SSIVB302-2V
9.50 (241)	4.75 (121)	14.00 (356)	SSIVB402-2V



Seam Covers



A ID of Insulator in (mm)	B Length in (mm)	Part No.
3.88 (99)	3.50 (89)	SSIC10V-2V
4.46 (113)	3.50 (89)	SSIC15V-2V
4.94 (125)	3.50 (89)	SSIC20V-2V
6.06 (154)	3.50 (89)	SSIC30V-2V
7.06 (179)	3.50 (89)	SSIC40V-2V



*Seam covers are uninsulated sleeves which should be used over 2 adjoining straight sections to reduce heat loss.


“ I was very impressed with the closed-cell insulation. Great quality and easy to install over my heated cables. Just in time as well – we will get in the 20's this week. ”

~ Tony

YOUR SPEC OUR TECH

BriskHeat has been meeting a diverse range of industrial heating needs since 1949. BriskHeat designs and manufactures flexible heating elements, control systems, and accessories that provide custom solutions for process heating, freeze protection, viscosity control, and condensation prevention.

BriskHeat's products are utilized in all types of markets from petrochemicals and semiconductors to food processing and biotech. And BriskHeat is THE WORLDWIDE leader in flexible surface heat trace products that meet the needs of global customers in virtually every industry.



BriskHeat®

4800 Hilton Corporate Drive
Columbus, OH 43232
800-848-7673 | 614-294-3376
BriskHeat.com
bhtsales1@briskheat.com

CONTAINER HEATERS



BriskHeat®

INTRODUCTION TO DRUM/PAIL HEATERS

BriskHeat® Drum and Pail Heaters are designed to provide practical, efficient means of freeze protection, viscosity control, and maintenance of materials at elevated temperatures. A variety of standard sizes are combined with availability of configure-to-order designs to meet your application requirements.

Features & Benefits

- ▶ Improves flow and viscosity of drum and pail contents
- ▶ Plug-and-play with built-in control
- ▶ Durable and long lasting
- ▶ Hazardous-area drum heater options - FM and ATEX

Applications

- Viscosity control
- Freeze protection
- Temperature maintenance
- Melting of solids
- Heat-up drum contents to a required temperature
- Thermal mixing

Variety of standard sizes and configure-to-order options for special vessel heaters.



DRUM/PAIL HEATERS SELECTION GUIDE

Type	Series	Page	Heater Width	Silicone layers and thickness per layer	IP Rating	Grounded	Available for Use with Poly Drums	Hazardous Area Rated
Heavy Duty Silicone Rubber Drum Heaters	DHCS/DPCS/DHLS	122	4 in (102 mm)	2 layers of 20 mil	IP54	✓	✓	
Extra-Heavy Duty Silicone Rubber Drum Heaters	DHCH/DPCH	122	4 in (102 mm)	2 layers of 20 mil 1 layers of 27 mil	IP54	✓	✓	
Silicone Rubber Drum Warmers (Preset)	DHCSR	124	4 in (102 mm)	2 layers of 20 mil	IP54	✓	✓	
Silicone Rubber Drum Heaters	ECONO	125	3.6 in (91 mm)	2 layers of 20 mil	IP54	✓		
Hazardous-Area Silicone Rubber Drum Heaters	DHCX/DHNX	126	8 in (203 mm)	2 layers of 20 mil 2 layers of 27 mil	IP54	✓		✓
General-Purpose Full-Coverage Drum Heaters and Insulators	FGDH/FGDI	128	Full-Coverage	N/A	IP4X (Heaters) IP20 (Insulators)	✓	✓	
Wet-Area Full-Coverage Drum Heaters and Insulators	FGDHW/FGDIW	131	Full-Coverage	N/A	IP54	✓	✓	
ATEX Full-Coverage Drum Heaters	WEX	134	Full-Coverage	N/A	IP65	✓	✓	✓

Wide range of options to fit your application.



SILICONE RUBBER DRUM/PAIL HEATERS – HEAVY DUTY & EXTRA-HEAVY DUTY

Features & Benefits

- ▶ Exceptional durability and flexibility for a wide range of poly and metal drum/pail heating applications
- ▶ Adjustable thermostat — Temperatures up to 160° F or 425° F (71° C or 218° C)
- ▶ Extra-wide 4 in (102 mm) surface coverage
- ▶ Moisture and chemical resistant — IP54 rated
- ▶ Grounded for your safety — meets NEC 427.23
- ▶ 6 ft (1.8 m) long power cord with choice of plug or leads
- ▶ Improves flow and reduces viscosity levels of drum and pail contents
- ▶ Solves a wide range of drum and pail heating applications — examples include viscosity control, freeze protection, temperature maintenance, and melting of solids
- ▶ Easy-to-use — simple plug-and-play design
- ▶ Rugged — provides long service life and can be used in a wide variety of environments

Specifications

Heater Width: 4 in (102 mm)

Voltage Options: 120 or 240 VAC

Exposure Temperature: -60°F to 450°F (-51°C to 232°C)

Dielectric Strength: Over 2000 volts

Attachment Type: Expandable spring closure — expands up to 3 in (76 mm)

Silicone Rubber Density:

- Heavy duty: 46.0 oz/yd² (1560 g/m²)
- Extra heavy duty: 75.0 oz/yd² (2543 g/m²)

Power Cord: 6 ft (1.8 m) long with choice of plug

- Standard 120 VAC: 3-prong grounded plug (NEMA 5-15P)
- CSA/cURus approved 120 & 240 VAC: bare wire leads

IP Rating: IP54

NOTE: If precise temperature control is required for your application, please contact BriskHeat or your local distributor for application assistance and product solutions.

Heaters should always be placed below fill level of container.



Ideal for a wide range of drum/pail applications



Easy-to-use adjustable thermostat



**Moisture
& Chemical
Resistant**



Plug & Play

SILICONE RUBBER DRUM/PAIL HEATERS – HEAVY DUTY & EXTRA-HEAVY DUTY

What is the difference between Heavy Duty and Extra-Heavy Duty?

Heavy Duty (DHCS | DPCS | DHLS series): Designed with two extra-thick layers of fiberglass reinforced silicone rubber for excellent strength and durability.

Extra Heavy Duty (DHCH | DPCH series): Designed with three extra-thick layers of fiberglass reinforced silicone rubber for ultimate strength and durability. The longest lasting and most durable silicone drum heater.

Ordering Information

Standard Design: 120 volts includes NEMA 5-15 plug and 240 volts include bare wire leads

CE Models with bare wire leads

RoHS



Heavy Duty		Extra Heavy Duty		Drum Size gal (l)	Drum Diameter in	Drum Diameter mm	Heater Length in (mm)	Drum Type	Adjustable Thermostat Range	Watt Density	Watts
Part No. 120 VAC	Part No. 240 VAC	Part No. 120 VAC	Part No. 240 VAC								
DHCS10	DHCS20	DHCH10	DHCH20	3.5 to 7 (13 to 26)	11.1 to 12.1	282 to 307	35.0 (889)	Metal	Up to 425°F (218°C)	5.0 W/in ² (0.78 W/cm ²)	550
DHCS11	DHCS21	DHCH11	DHCH21	15 to 16 (57 to 61)	14.0 to 15.0	355 to 381	44.0 (1118)				700
DHCS13	DHCS23	DHCH13	DHCH23	30 (114)	18.6 to 19.6	472 to 498	58.5 (1486)				1000
DHCS15	DHCS25	DHCH15	DHCH25	55 (200 - 208)	22.3 to 23.2	566 to 589	70.0 (1778)				1200
DHLS10	DHLS20	-	-	3.5 to 7 (13 to 26)	11.1 to 12.1	282 to 307	35.0 (889)	Metal	Up to 160°F (71°C)	5.0 W/in ² (0.78 W/cm ²)	550
DHLS11	DHLS21	-	-	15 to 16 (57 to 61)	14.0 to 15.0	355 to 381	44.0 (1118)				700
DHLS13	DHLS23	-	-	30 (114)	18.6 to 19.6	472 to 498	58.5 (1486)				1000
DHLS15	DHLS25	-	-	55 (200 to 208)	22.3 to 23.2	566 to 589	70.0 (1778)				1200
DPCS10	DPCS20	DPCH10	DPCH20	3.5 to 7 (13 to 26)	11.1 to 12.1	282 to 307	35.0 (889)	Poly	Up to 160°F (71°C)	1.25 W/in ² (0.19 W/cm ²)	150
DPCS11	DPCS21	DPCH11	DPCH21	15 to 16 (57 to 61)	14.0 to 15.0	355 to 381	44.0 (1118)				208
DPCS13	DPCS23	DPCH13	DPCH23	30 (114)	18.6 to 19.6	472 to 498	58.5 (1486)				250
DPCS15	DPCS25	DPCH15	DPCH25	55 (200 - 208)	22.3 to 23.2	566 to 589	70.0 (1778)				300

CSA and cURus Approved Design: 120 and 240 volts include bare wire leads

CSA cURus Up to 392°F (200°C)

CE RoHS



Heavy Duty		Extra Heavy Duty		Drum Size gal (l)	Drum Diameter in	Drum Diameter mm	Heater Length in (mm)	Drum Type	Adjustable Thermostat Range	Watt Density	Watts
Part No. 120 VAC	Part No. 240 VAC	Part No. 120 VAC	Part No. 240 VAC								
DHCS10A	DHCS20A	DHCH10A	DHCH20A	3.5 to 7 (13 to 26)	11.1 to 12.1	282 to 307	35.0 (889)	Metal	Up to 425°F (218°C)	5.0 W/in ² (0.78 W/cm ²)	550
DHCS11A	DHCS21A	DHCH11A	DHCH21A	15 to 16 (57 to 61)	14.0 to 15.0	355 to 381	44.0 (1118)				700
DHCS13A	DHCS23A	DHCH13A	DHCH23A	30 (114)	18.6 to 19.6	472 to 498	58.5 (1486)				1000
DHCS15A	DHCS25A	DHCH15A	DHCH25A	55 (200 - 208)	22.3 to 23.2	566 to 589	70.0 (1778)				1200
DHLS10A	DHLS20A	-	-	3.5 to 7 (13 to 26)	11.1 to 12.1	282 to 307	35.0 (889)	Metal	Up to 160°F (71°C)	5.0 W/in ² (0.78 W/cm ²)	550
DHLS11A	DHLS21A	-	-	15 to 16 (57 to 61)	14.0 to 15.0	355 to 381	44.0 (1118)				700
DHLS13A	DHLS23A	-	-	30 (114)	18.6 to 19.6	472 to 498	58.5 (1486)				1000
DHLS15A	DHLS25A	-	-	55 (200 to 208)	22.3 to 23.2	566 to 589	70.0 (1778)				1200
DPCS10A	DPCS20A	DPCH10A	DPCH20A	3.5 to 7 (13 to 26)	11.1 to 12.1	282 to 307	35.0 (889)	Poly	Up to 160°F (71°C)	1.25 W/in ² (0.19 W/cm ²)	150
DPCS11A	DPCS21A	DPCH11A	DPCH21A	15 to 16 (57 to 61)	14.0 to 15.0	355 to 381	44.0 (1118)				208
DPCS13A	DPCS23A	DPCH13A	DPCH23A	30 (114)	18.6 to 19.6	472 to 498	58.5 (1486)				250
DPCS15A	DPCS25A	DPCH15A	DPCH25A	55 (200 - 208)	22.3 to 23.2	566 to 589	70.0 (1778)				300

Want a drum heater without controlling thermostat? Replace “C” with “N” in above part numbers. External control is required with this option

Accessories

Part No.	Description
10180	Replacement spring for BriskHeat® Silicone Rubber Drum Heaters



SILICONE RUBBER DRUM/PAIL WARMERS

Features & Benefits

- ▶ Preset 85°F (29°C) built-in thermostat
- ▶ Designed for metal and poly drums/pails
- ▶ Moisture and chemical resistant — IP54 rated
- ▶ 6 ft (1.8 m) long power cord with NEMA 5-15P plug
- ▶ Temperature ideal for freeze protection and viscosity control — Maintains temperature between 67°F and 85°F (19°C to 29°C)
- ▶ Safe for both metal and poly drums
- ▶ Suitable for outdoor use
- ▶ Easy-to-use — simple plug-and-play design
- ▶ Rugged — provides long service life and can be used in a wide variety of environments

Specifications

Heater Width: 4 in (102 mm)

Voltage: 120 VAC (other voltages available upon request)

Exposure Temperature: -60°F to 450°F (-51°C to 232°C)

Dielectric Strength: Over 2000 volts

Attachment Type: Expandable spring closure — expands up to 3 in (76 mm)

Silicone Rubber Density: 46.0 oz/yd² (1560 g/m²)

Power Cord: 6 ft (1.8 m) long with standard 120 VAC: 3-prong grounded plug (NEMA 5-15P)

IP Rating: IP54

**With
Preset
Thermostat**



**Moisture
& Chemical
Resistant**



Plug & Play



When ordered with
bare wire leads



Ordering Information

Part No. 120 VAC	Drum Size gal (l)	Drum Diameter in	Drum Diameter mm	Heater Length in (mm)	Drum Type	Pre-set Thermostat	Watt Density	Watts
DHCS10R	3.5 to 7 (13 to 26)	11.1 to 12.1	282 to 307	35.0 (889)				550
DHCS11R	15 to 16 (57 to 61)	14.0 to 15.0	355 to 381	44.0 (1118)	Metal or Poly	85°F (29°C)	5.0 W/in ² (0.78 W/cm ²)	700
DHCS13R	30 (114)	18.6 to 19.6	472 to 498	58.5 (1486)				1000
DHCS15R	55 (200 - 208)	22.3 to 23.2	566 to 589	70.0 (1778)				1200

For 240 VAC models, contact BriskHeat for assistance

Accessories:

Part No.	Description
10180	Replacement spring for BriskHeat® Silicone Rubber Drum Heaters

Heaters should always be placed below fill level of container.

SILICONE RUBBER DRUM/PAIL HEATERS

Features & Benefits

- ▶ Economical 3.6 in (91 mm) wide drum heater
- ▶ Adjustable thermostat — Temperatures up to 425°F (218°C)
- ▶ Designed for metal drums and pails
- ▶ Moisture and chemical resistant — IP54 rated
- ▶ 6 ft (1.8 m) long power cord with choice of plug or leads

Specifications

Heater Width: 3.6 in (91 mm)

Voltage Options: 120 VAC or 240 VAC

Exposure Temperature: -60°F to 450°F (-51°C to 232°C)

Dielectric Strength: Over 2000 volts

Attachment Type: Expandable spring closure — expands up to 3 in (76 mm)

Silicone Rubber Density: 46.0 oz/yd² (1560 g/m²)

Power Cord: 6 ft (1.8 m) long with
120 VAC: 3-prong grounded plug (NEMA 5-15P)
240 VAC: bare wire leads

IP Rating: IP54



**Moisture
& Chemical
Resistant**



Plug & Play



When ordered with
bare wire leads



Up to 392°F
(200°C)

NOTE: If precise temperature control is required for your application, please contact BriskHeat or your local distributor for application assistance and product solutions.

Ordering Information

120 VAC	Part No. 240 VAC	Drum Size gal (l)	Drum Diameter in	Drum Diameter mm	Heater Length in (mm)	Watts
ECON05-1	ECON05-2	3.5 to 7 (13 to 26)	11.1 to 12.1	282 to 307	35.0 (889)	300
ECON015-1	ECON015-2	15 to 16 (57 to 61)	14.0 to 15.0	355 to 381	44.0 (1118)	500
ECON030-1	ECON030-2	30 (114)	18.6 to 19.6	472 to 498	58.5 (1486)	750
ECON055-1	ECON055-2	55 (200 to 208)	22.3 to 23.2	566 to 589	70.0 (1778)	1100

Accessories

Part No.	Description	
10180	Replacement spring for BriskHeat® Silicone Rubber Drum Heaters	

HAZARDOUS-AREA RATED SILICONE RUBBER DRUM HEATER

Features & Benefits

- ▶ FM Approved for Class I & II, Division 2 environments
- ▶ High-limit thermostat designed to keep heater below NEC Article 500 T-rating
- ▶ Dual setpoint NEMA 7 temperature controller connected to a high temperature limit indicator light
- ▶ Extra-wide 8 in (203 mm) surface coverage
- ▶ Moisture and chemical resistant — IP54 rated
- ▶ Grounded for your safety — meets NEC 427.23
- ▶ 6 ft (1.8 m) long power cord with explosion proof plug
- ▶ Intrinsically safe — Able to be used in hazardous environments
- ▶ Easy-to-use — simple plug-and-play design
- ▶ Rugged — provides long service life

Specifications

Heater Width: 8 in (203 mm)

Power Density: 2.50 W/in² (0.39 W/cm²)

Voltage Options: 120 VAC or 240 VAC

High Limit Thermostat:

- T3 model: 292 °F (144 °C)
- T4A model: 158 °F (70 °C)

Exposure Temperature: -60 °F to 400 °F (-51 °C to 204 °C)

Dielectric Strength: Over 2000 volts

Attachment Type: Expandable spring closures — expands up to 3 in (76 mm)

Outer Construction: Heating element is laminated between two layers of 23 mil and two layers of 27 mil reinforced silicone rubber

Silicone Rubber Density: 104 oz/yd² (3526 g/m²)

Power Cord:

- 6 ft (1.8 m) long for models with NEMA 7 controller (DHCX)
- 1 ft (0.3 m) long for models without controller (DHNX)

IP Rating: IP54

*Group A approval valid only with drum heater without NEMA 7 temperature controller (DHNX series)



Class I Division 2 Groups
A*, B, C, and D
Class II Division 2,
Groups F and G

UL
Up to 392 °F
(200 °C)

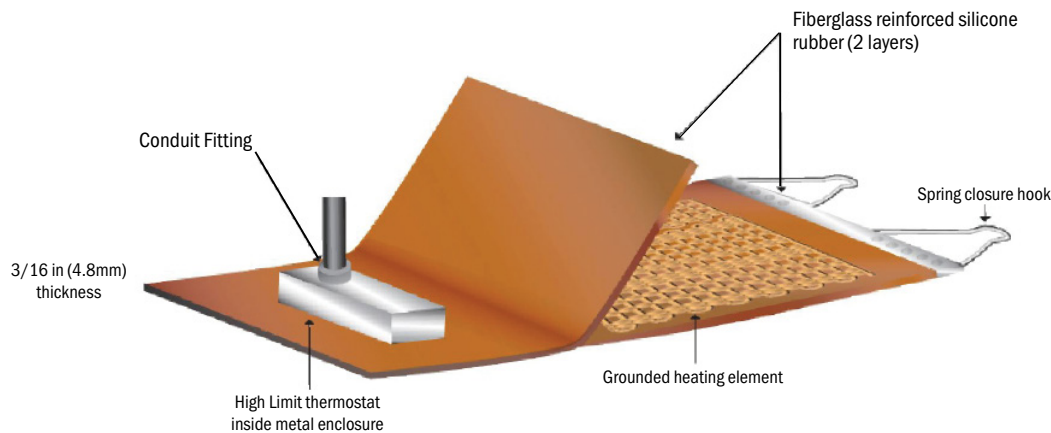


**Moisture
& Chemical
Resistant**



**DHCX — Includes NEMA 7 Controller and
High Temperature Limit Indicator Light**

HAZARDOUS-AREA RATED SILICONE RUBBER DRUM HEATER



Ordering Information

DHCX Series: With NEMA 7 controller and pilot light indicator. Includes 6 ft (1.8 m) long power cord with an explosion proof NEMA 5-15P (120 VAC) or NEMA 6-15P plug (240 VAC)

Part No.		Size Gal (l)	Diameter in (mm)	Total Wattage	Length in (mm)	Width in (mm)	T-Rating	High Limit Thermostat Temperature °F (°C)
120 VAC NEMA 5-15P plug	240 VAC bare wire leads							
DHCX131000T3	DHCX231000T3	30 (114)	18.6 (473)	1000	58.5 (1486)	8 (203)	T3	292 (144)
DHCX131000T4A	DHCX231000T4A						T4A	158 (70)
DHCX151300T3	DHCX251300T3	55 (208)	22.3 (566)	1300	70.0 (1778)	8 (203)	T3	292 (144)
DHCX151300T4A	DHCX251300T4A						T4A	158 (70)

DHNX Series: Without NEMA 7 controller and pilot indicator light. Includes 1 ft (0.3 m) long power lead exiting out of conduit fitting. External control is required with this option

Part No.		Size Gal (l)	Diameter in (mm)	Total Wattage	Length in (mm)	Width in (mm)	T-Rating	High Limit Thermostat Temperature °F (°C)
120 VAC	240 VAC							
DHNX131000T3	DHNX231000T3	30 (114)	18.6 (473)	1000	58.5 (1486)	8 (203)	T3	292 (144)
DHNX131000T4A	DHNX231000T4A						T4A	158 (70)
DHNX151300T3	DHNX251300T3	55 (208)	22.3 (566)	1300	70.0 (1778)	8 (203)	T3	292 (144)
DHNX151300T4A	DHNX251300T4A						T4A	158 (70)



We partnered with BriskHeat when we were still in our R&D phase. Using their knowledge, advice, and equipment, we've gone from a pilot operation to a fledgling manufacturing plant. We continue to add more of their silicone blankets and drum heaters as part of our expansion.



~ S Whalley
Arcitell

GENERAL-PURPOSE FULL-COVERAGE DRUM/PAIL HEATERS & INSULATORS

- ▶ Insulated to maximize energy efficiency and reduce heat-up time
- ▶ Heater has easy-to-program digital controller — Adjustable up to 160°F or 450°F (71°C or 232°C)
- ▶ Grounded for your safety — meets NEC 427.23
- ▶ Ideal for use in indoor/dry environments — IP4X
- ▶ 6 ft (1.8 m) long power cord with choice of plug or leads
- ▶ Even heat distribution and maximum energy efficiency
- ▶ Easy-to-use — simple plug-and-play design
- ▶ Display is mounted on top of controller box for increased visibility and user convenience
- ▶ Reusable and rugged — long service life
- ▶ Safe — heater has unique 360° grounded heating element and cool-touch surface for your safety
- ▶ Ideal for a wide range of poly and metal drum/pail heating applications including viscosity control, freeze protection, temperature maintenance, melting of solids, and thermal mixing



Plug & Play



Fully Insulated
and Digital Control



Single-Zone Model —
Good general-purpose choice



Dual-Zone Model — Quickly
melt viscous materials like
molasses, syrups, etc.



Insulator Only Model — Pairs
nicely with BriskHeat® silicone rubber
or immersion drum heaters

GENERAL-PURPOSE FULL-COVERAGE DRUM/PAIL HEATERS & INSULATORS

Specifications

Outer Material: Silicone impregnated cloth

Insulation: 1.0 in (25 mm) thick fiberglass

Closure Method: Hook and loop fasteners

Maximum Exposure Temperature: 500°F (260°C)

IP Rating:

Heater models: IP4X | Insulator model: IP20

Heater Specifications

Operating Temperature:

- 50° to 450°F (10° to 232°C) for Metal Drums
- 50° to 160°F (10° to 71°C) for Poly Drums

Digital Control: On/off controller. Display is either °F or °C depending on model

Heated Area:

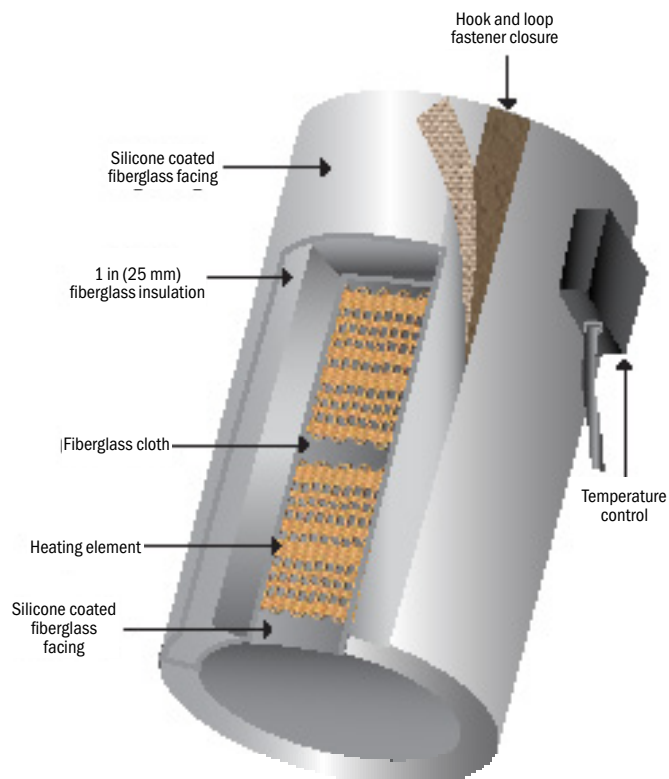
- 55 and 30 gallon size (208 and 114 Liter): Lower two thirds
- 15 and 5 gallon size (61 and 19 Liter): Lower third

Heating Element: 360° grounded heating element for your safety

Dielectric Strength: Over 2000 volts

Power Cord: 6 ft (1.8 m) long

- 120 VAC: 3-prong grounded plug (NEMA 5-15P)
- 240 VAC: 3-prong grounded plug (NEMA 6-15P) or crimped ferrule leads



Ⓢ Models with crimped ferrule leads

Wide Range of Sizes



55 gal (208 l)



30 gal (114 l)



16 gal (61 l)



5 gal (19 l)

Custom Sizes and Designs Available: Contact BriskHeat® or your local distributor for more information.

800-848-7673 | 614-294-3376 | BriskHeat.com | bhtsales1@briskheat.com

GENERAL-PURPOSE FULL-COVERAGE DRUM/PAIL HEATERS & INSULATORS

Ordering Information

Single Zone (FGDH Series) - For Metal Drums

Part No.								
120 VAC with °F display and NEMA 5-15P plug	240 VAC with °F display and NEMA 6-15P plug	240 VAC with °C display and crimped ferrule leads	Insulator-only	Size Gal (l)	Diameter in (mm)	Height in (mm)	Number of Zones	Total Wattge
FGDHC55120DV	FGDHC55240DV	FGDHC55240DCV	FGDI55V	55 (208)	22.3 (566)	36.4 (924)	1	1600
FGDHC30120D	FGDHC30240D	FGDHC30240DC	FGDI30	30 (114)	18.6 (473)	29.5 (749)	1	1160
FGDHC15120D	FGDHC15240D	FGDHC15240DC	FGDI15	16 (61)	14.0 (355)	26.7 (678)	1	870
FGDHC5120D	FGDHC5240D	-	-	5 (19)	12.1 (307)	10.5 (267)	1	550

Single Zone (FGDH Series) - For Poly Drums

Part No.		Insulator-only	Size Gal (l)	Diameter in (mm)	Height in (mm)	Number of Zones	Total Wattge	
120 VAC with °F display and NEMA 5-15P plug	240 VAC with °F display and NEMA 6-15P plug							
FGPDHC55120DV	FGPDHC55240DV	FGPDHC55240DCV	FGDI55V	55 (208)	22.3 (566)	36.4 (924)	1	770
FGPDHC30120D	-	-	FGDI30	30 (114)	18.6 (473)	29.5 (749)	1	553

Dual Zone (FGDDC Series) - For Metal Drums

Designed to quickly melt viscous materials like molasses, syrups, etc.

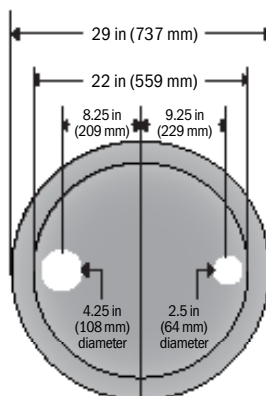
Part No.		Size Gal (l)	Diameter in (mm)	Height in (mm)	Number of Zones	Total Wattage
240 VAC with °F display and NEMA 6-15P plug	240 VAC with °C display and crimped ferrule leads					
FGDDC55240DV	FGDDC55240DCV	55 (208)	22.3 (566)	36.4 (924)	2	3200 (1600 per zone)

Accessories:

Part No.	Description
FGDC55V	Drum Insulation Cover for 55 gal (208 l)
FGDHSTRIPV	6 in (152 mm) wide strip that expands heater to fit up to a 24.2 in (615 mm) diameter drum. Strip is necessary for heater to fit around drums with removable lids.



FGDC55V Drum Covers —
Helps reduce heat loss and speed up heat-up time



FGDHSTRIPV Expansion Strip —
Expands heater to fit up to 24.2 in (615 mm) diameter drums

Custom Sizes and Designs Available: Contact BriskHeat® or your local distributor for more information.

WET-AREA FULL-COVERAGE DRUM/PAIL HEATERS & INSULATORS

Features & Benefits

- ▶ Extra-durable, water resistant design for indoor/outdoor use and in wash-down environments — IP54
- ▶ Insulated, full-coverage design
- ▶ Heater has easy-to-program digital controller: Adjustable up to 140° F (60° C)
- ▶ Lightweight and easy to install with adjustable buckles
- ▶ Suitable for both metal and plastic drums/pails
- ▶ Ideal for a wide range of environments including outdoor and wash-down locations
- ▶ Even heat distribution and maximum energy efficiency
- ▶ Easy-to-use — simple plug-and-play design
- ▶ Reusable and rugged — long service life
- ▶ Safe — heater has unique 360° grounded heating element and cool-touch surface for your safety

NEW!



Insulator — Pairs nicely with BriskHeat® silicone rubber drum heaters



**Moisture
& Chemical
Resistant**



Plug & Play



Heater — All-in-one, plug-and-play solution



Easy-to-program digital controller



Adjustable nylon straps with buckles

WET-AREA FULL-COVERAGE DRUM/PAIL HEATERS & INSULATORS

Specifications

Outer Material: Extra-durable polyester cloth
Insulation: 0.5 in (13 mm) thick closed-cell melamine
Closure Method: Adjustable straps with buckles
Maximum Exposure Temperature: 180°F (82°C)
IP Rating: IP54

Heater Specifications

Operating Temperature: Up to 140°F (60°C)
Digital Control: Programmable in °F and °C
Built-in High-Limit Safety Thermostat: 185°F (85°C)
Heating Element: 360° grounded heating element for your safety
Dielectric Strength: Over 2000 volts
Power Cord: 6 ft (1.8 m) long
 – 120 VAC: 3-prong grounded plug (NEMA 5-15P)
 – 240 VAC: 3-prong grounded plug (NEMA 6-15P)



Certified to UL safety standards
 Approval is for heater

Ordering Information

Heaters

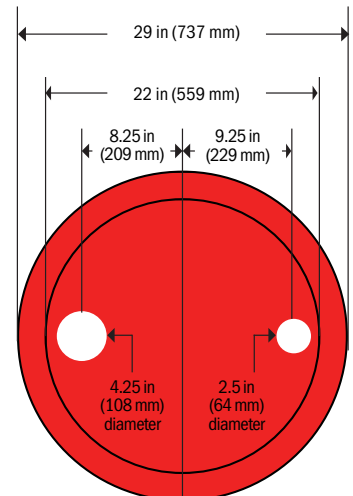
Part No. 120 VAC	Part No. 240 VAC	Size gal (l)	Minimum Diameter in (mm)	Maximum Diameter in (mm)	Height in (mm)	Total Watts	Weight lbs (kg)
FGPDHWC5120DV	FGPDHWC5240DV	5 (19)	10.8 (274)	12.4 (315)	13.5 (343)	165	6 (2.4)
FGPDHWC15120DV	FGPDHWC15240DV	15 to 16 (57 to 61)	14.3 (363)	15.9 (404)	26.7 (678)	210	8 (3.3)
FGPDHWC30120DV	FGPDHWC30240DV	30 (114)	18.8 (478)	20.3 (516)	29.5 (749)	300	10 (4.2)
FGPDHWC55120DV	FGPDHWC55240DV	55 (208)	22.2 (564)	24.2 (615)	36.4 (924)	600	13 (5.6)

Insulators

Part No.	Size gal (l)	Minimum Diameter in (mm)	Maximum Diameter in (mm)	Height in (mm)	Weight lbs (kg)
FGDIW5V	5 (19)	9.8 (249)	11.7 (297)	13.5 (343)	3 (1.4)
FGDIW15V	15 to 16 (57 to 61)	12.7 (323)	14.6 (371)	26.7 (678)	5 (2.3)
FGDIW30V	30 (114)	17.5 (444)	19.4 (493)	29.5 (749)	7 (3.2)
FGDIW55V	55 (200-208)	21.1 (536)	22.9 (582)	36.4 (924)	10 (4.5)



55-gallon (208 liters)
insulator cover



Accessories

Part No.	Description	Diameter
FGDWC55V	Insulating cover; 55 gallon (208 liters)	22 to 29 in (559 to 737mm)

DRUM IMMERSION HEATERS

Features & Benefits

- ▶ Can be used on poly or metal drums
- ▶ Maximum thermal efficiency — faster heat-up rate compared to standard full-coverage heaters*
- ▶ Easy installation — screws directly into top of drum
- ▶ Grounded for safety
- ▶ Food-safe construction
- ▶ Ideal for non-acidic materials

Specifications

Voltage: 120 or 240 VAC

Wattage: 1000

Flange Connection Type: 2 in (51 mm) NPS bushing

Immersion Length: 32 in (813 mm) with bottom 12 in (305 mm) heated

Temperature Range: Up to 167°F (75°C)

Temperature Display: 3-digit 0.4 in (11.1 mm) high LED

Heater Construction: Incoloy 840

Environmental Operating Range: 41 to 122°F (5 to 50°C)

Controller Ingress Protection Rating: IP55

Accuracy: 0.2°F (0.1°C)

Alarm: High-limit visual at 180°F (82°C)

Power Cord: 10 ft (3 m) long

— 120V includes standard 3-prong plug (NEMA 5-15)

— 240V includes bare wire leads



Assembly is made with a heating element that is a UL Recognized Component (US and Canada)

NOTE: The heating tubes should be fully submerged. This should not be used with most acidic or caustic liquids. Please refer to the ATI 840 data sheet and chemical compatibility to determine suitability.

*When paired with insulator

Ordering Information

Part No.	Voltage	Temperature Display Units	Wattage	Drum Size Gal (l)	Drum Diameter In (mm)	Drum Height In (mm)
DHI120	120	°F	1000	55 (208)	22 (57)	36 (914)
DHI240	240	°F	1000	55 (208)	22 (57)	36 (914)
DHI240C	240	°C	1000	55 (208)	22 (57)	36 (914)



Plug & Play



Screws directly on top of drum for an easy installation



Get **even faster heat-ups** when used with a BriskHeat® Wet-area Drum Heaters & Insulators.

See options starting on page 131.

Other sizes and styles of immersion heaters are available upon request.

ATEX FULL-COVERAGE DRUM HEATER

Features & Benefits

- ▶ ATEX approved
- ▶ Fully insulated design maximizes efficiency
- ▶ Temperatures up to 392 °F (200 °C)
- ▶ Robust construction for indoor or outdoor use — IP65
- ▶ Grounded for increased safety
- ▶ 2 built-in PT100 RTD sensors for monitoring process temperature and high limit temperature

NEW!



Specifications

Nominal Voltage: 230 VAC

Operating Temperatures:

- Steel drums: -40 °F to 392 °F (-40 °C to 200 °C)
- Plastic drums: -40 °F to 158 °F (-40 °C to 70 °C)

Ambient Temperature Range: -40 °F to 140 °F (-40 °C to 60 °C)

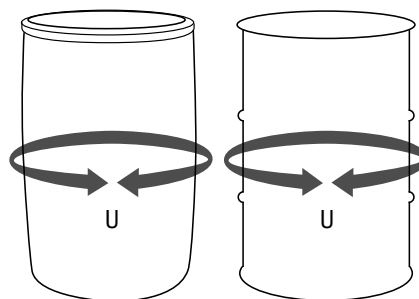
Temperature Class: T6, T5, T4, T3 (depending on temperature control limiter setpoint)

Zones: 1/2 (gas); 21/22 (dust)

Sensor: 2 standard 3-wire PT100 RTD sensors

Power Cord: 10 ft (3 m) long with crimped ferrule terminated leads

IP Rating: IP65



Explosion protection marking

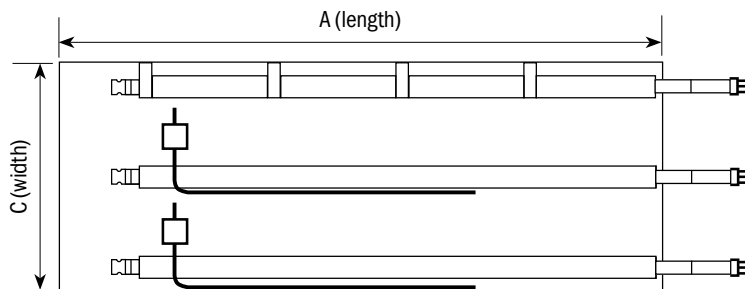
Gas II 2G Ex e mb IIC T3 Gb

Dust II 2D Ex e mb IIIC T120 °C Db

-40 °C ≤ Ta ≤ +60 °C (ambient temperature)

EC-type examination certificate

TPS 11 ATEX 29587 011 X



Ordering Information

Part No. 230 VAC	Capacity gal (l)	Wattage	A Length in (mm)	U Circumference in (mm)	C Width in (mm)
WEXHD200-230ZE800-0210BHT3	55 (200-220)	1200	82.7 (2100)	70.9 - 82.7 (1800-2100)	31.5 (800)



An ATEX certified temperature controller is required for use with this product

Part No.: WEXRBL25-230ZESBH

See page 171 for details

Custom Sizes and Designs Available: Contact BriskHeat® or your local distributor for more information.

GENERAL-PURPOSE WRAPAROUND TOTE TANK/IBC HEATERS & INSULATORS

Features & Benefits

- ▶ Insulated, full-coverage design
- ▶ Adjustable thermostat control — Up to 160°F (71°C)
- ▶ Two separate heat zones allow users to adjust heater output as content levels decrease
- ▶ Built-in high limit safety thermostat set at 195°F (91°C)
- ▶ Adjustable buckles allow heater to fit several sizes of caged, plastic, and metal tote tanks/IBCs
- ▶ 6 ft (1.8 m) long power cord with choice of plug or crimped ferrule leads
- ▶ Wrap-around blanket design allows you to heat a tote tank/IBC from the outside
- ▶ Even heat distribution and maximum energy efficiency
- ▶ Does not contaminate or scorch your product
- ▶ Easy-to-use — simple plug-and-play design
- ▶ Reusable and rugged — long service life
- ▶ Safe — heater has unique 360° grounded heating element and cool-touch surface for your safety



Image above shown with optional top cover (sold separately)

Specifications

Outer Material: Silicone impregnated cloth

Insulation: 0.25 in (6 mm) thick fiberglass

Height: 36 in (914 mm), 42 in (1067 mm), or 48 in (1220 mm)

Circumference: Fits any vessel from 160 in (4064 mm) to 192 in (4877 mm)

Closure Method: Adjustable nylon straps with buckles (two across the top and three around the tank)

Voltage Options: 120 or 240 VAC

Operating Temperature: Adjustable up to 160°F (71°C)

Maximum Exposure Temperature: 500°F (260°C)

Built-in High-Limit Safety Thermostat: Manual reset 195°F (91°C)

Heating Element: 360° grounded heating element for your safety

Dielectric Strength: Over 2000 volts

Power Cord: 6 ft (1.8 m) long

– 120 VAC: 3-prong grounded plug (NEMA 5-15P)

– 240 VAC: Choice of 3-prong grounded plug (NEMA 6-15P) or crimped ferrule leads


IP Rating: IP2X




Plug & Play



Controls temperature easily with adjustable thermostats



Fits several tote tank sizes with adjustable nylon straps and buckles



Mouse hole provides easy access to spigot

CE (when ordered with crimped ferrule lead option)




GENERAL-PURPOSE WRAPAROUND TOTE TANK/IBC HEATERS & INSULATORS

How to Measure Your Tote Tank/IBC

1. Measure the height of the tote tank /IBC (Not including the pallet or support stand).
2. Measure the length and width of the tank. This determines the tank perimeter for the heated area.

$$\frac{\text{Tank Length}}{\text{Tank Length}} \times 2 + \frac{\text{Tank Width}}{\text{Tank Width}} \times 2 = \text{Tank Perimeter}$$

Note: If tank perimeter measurement is below 160 in (4064 mm) or above 192 in (4877 mm), contact factory for heater recommendation.



Ordering Information


Part No. 120 VAC with NEMA 5-15P plug	Height in (mm)	Capacity gal (l)	Tank Perimeter Minimum in (mm)	Tank Perimeter Maximum in (mm)	Weight lbs (kg)	Total Wattage
TOTE361-ADJV	36 (914)	175 - 250 (640 - 950)	160 (4060)	192 (4880)	34 (15)	1440
TOTE421-ADJV	42 (1067)	275 (1000)	160 (4060)	192 (4880)	40 (18)	1440
TOTE481-ADJV	48 (1220)	330 (1250)	160 (4060)	192 (4880)	46 (21)	1440

Part No. 240 VAC with NEMA 6-15P plug	Part No. 240 VAC with crimped ferrule leads	Height in (mm)	Capacity gal (l)	Tank Perimeter Minimum in (mm)	Tank Perimeter Maximum in (mm)	Weight lbs (kg)	Total Wattage
TOTE362-ADJV	TOTE362-ADJ-CVE	36 (914)	175 - 250 (640 - 950)	160 (4060)	192 (4880)	34 (15)	2880
TOTE422-ADJV	TOTE422-ADJ-CVE	42 (1067)	275 (1000)	160 (4060)	192 (4880)	40 (18)	2880
TOTE482-ADJV	TOTE482-ADJ-CVE	48 (1220)	330 (1250)	160 (4060)	192 (4880)	46 (21)	2880

Accessories

Part No.	Description
TOTE-TOPV	Insulated top cover, minimizes heat loss

Dimensions of top cover: 40 x 40 in (1016 x 1016 mm) with 4 in (102 mm) wide flaps. Flaps expand maximum dimensions to 48 x 48 in (1219 x 1219 mm)
Insulation thickness of top cover: 0.25 in (6 mm)



Optional Insulating Cover

Custom Sizes and Designs Available: Contact BriskHeat® or your local distributor for more information.

EASY WAYS TO ORDER

1. Contact your local distributor. Check BriskHeat.com to locate a local distributor.
2. Call BriskHeat® at 800-848-7673 or 614-294-3376. We have a staff of application specialists to solve your unique needs.
3. Order online at BriskHeat.com - 24/7.

PAYMENT TERMS

Credit Card Options



Net 30 Option

Net 30 Terms are available to qualified companies. Please contact your Account Manager for additional details.

WET-AREA WRAPAROUND TOTE TANK/IBC HEATERS & INSULATORS

Features & Benefits

- ▶ Extra-durable, water resistant design for outdoor/indoor use and in wash-down environments
- ▶ Insulated, full-coverage design
- ▶ Heater has easy-to-program digital controller: Adjustable up to 140° F (60° C)
- ▶ Lightweight and easy-to-install with adjustable buckles
- ▶ Suitable for both metal and plastic IBC/tote tanks
- ▶ Ideal for a wide range of environments including outdoor and wash-down locations
- ▶ Even heat distribution and maximum energy efficiency
- ▶ Does not contaminate or scorch your product
- ▶ Easy-to-use — simple plug-and-play design
- ▶ Reusable and rugged — long service life
- ▶ Safe — heater has unique 360° grounded heating element and cool-touch surface for your safety

NEW!



All-in-one heater with plug-and-play solution

Image above shown with optional top cover (sold separately)



Insulator — Pairs nicely with BriskHeat® Tote Tank/IBC Immersion Heater. See page 139 for details.

Image above shown with optional top cover (sold separately)



Plug & Play



Moisture Resistant



Easy-to-program digital controller



Adjustable nylon straps with buckles

WET-AREA WRAPAROUND TOTE TANK/IBC HEATERS & INSULATORS

Specifications

Outer Material: Extra-durable polyester cloth
Insulation: 0.5 in (13 mm) thick closed-cell melamine
Closure Method: Adjustable straps with buckles
Maximum Exposure Temperature: 180°F (82°C)
Height: 36 in (914 mm), 42 in (1067 mm), or 48 in (1220 mm)
Circumference: Fits any vessel from 160 in (4064 mm) to 192 in (4877 mm)
IP Rating: IP54

Additional specifications for heater

Operating Temperature: Up to 140°F (60°C)
Digital Control: Programmable in °F and °C
Built-in High-Limit Safety Thermostat: 185°F (85°C)
Heating Element: 360° grounded heating element for your safety
Dielectric Strength: Over 2000 volts
Power Cord: 6 ft (1.8 m) long
 120 VAC: 3-prong grounded plug (NEMA 5-15P)
 240 VAC: 3-prong grounded plug (NEMA 6-15P)



Heater
(TOTEW series)

Insulator
(TOTEWI series)



Optional Insulating Cover



Certified to UL safety standards
 Approval is for heater

Ordering Information

Heaters

Part No. 120VAC	Part No. 240VAC	Height in (mm)	Capacity gal (l)	Tank Perimeter Minimum in (mm)	Tank Perimeter Maximum in (mm)	Weight lbs (kg)	Total Wattage
TOTEW361-ADJV	TOTEW362-ADJV	36 (914)	175 - 250 (640 - 950)	160 (4060)	192 (4880)	19 (9)	1440
TOTEW421-ADJV	TOTEW422-ADJV	42 (1067)	275 (1000)	160 (4060)	192 (4880)	23 (10)	1440
TOTEW481-ADJV	TOTEW482-ADJV	48 (1220)	330 (1250)	160 (4060)	192 (4880)	26 (12)	1440

Insulators

Part No.	Height in (mm)	Capacity gal (l)	Tank Perimeter Minimum in (mm)	Tank Perimeter Maximum in (mm)	Weight lbs (kg)
TOTEW36IV	36 (914)	175 - 250 (640 - 950)	160 (4060)	192 (4880)	16 (7)
TOTEW42IV	42 (1067)	275 (1000)	160 (4060)	192 (4880)	20 (9)
TOTEW48IV	48 (1220)	330 (1250)	160 (4060)	192 (4880)	23 (11)

Accessories

Description	Part No.
Optional insulated top cover	TOTEW-TOPV

Dimensions of top cover: 40 x 40 in (1016 x 1016 mm) with 4 in (102 mm) wide flaps. Flaps expand maximum dimensions to 48 x 48 in (1219 x 1219 mm)

Insulation thickness of top cover: 0.25 in (6 mm)

TOTE TANK/IBC IMMERSION HEATERS

Features & Benefits

- ▶ Maximum thermal efficiency — twice the heat-up rate compared to standard wrap-around heaters*
- ▶ Easy installation/universal fit — screws directly into top of tank
- ▶ Adjustable control
- ▶ Grounded for safety
- ▶ Ideal for non-acidic materials



Plug & Play

Specifications

Voltage: 120 or 240 VAC

Wattage: 1500

Flange Connection Type: 2 in (51 mm) NPS bushing adapter included

Immersion Length: 34 in (864 mm) with bottom 18 in (457 mm) heated

Temperature Range: Up to 167°F (75°C)

Temperature Display: 3-digit digital

Heater Construction: Incoloy 840

Environmental Operating Range: 41 to 122°F (5 to 50°C)

Controller IP Rating: IP55

Accuracy: 0.2°F (0.1°C)

Alarm: High-limit visual at 180°F (82°C)

Power Cord: 10 ft (3 m) long

– 120V includes standard 3-prong plug (NEMA 5-15)

– 240V includes bare wire leads

Caution: The heating element should be fully submerged and should not be used with highly-concentrated acids

*When paired with insulator

Ordering Information


Part No.	Voltage	Temperature Display Units	Wattage	Length in (mm)
TTI120	120	°F	1500	34 (864)
TTI240	240	°F	1500	34 (864)
TTI240C	240	°C	1500	34 (864)

Other sizes and styles of immersion heaters are available upon request.

Get even faster heat-ups when used with a BriskHeat® Wet-area IBC Heaters & Insulators.

See options starting on page 137.

NEW!



34 in (864 mm)



Screws directly onto top of tank – cap adapter provides a universal fit and easy installation

NEW!



ATEX WRAPAROUND TOTE TANK/IBC HEATERS

NEW!

Features & Benefits

- ▶ ATEX approved
- ▶ Fully insulated design maximizes efficiency
- ▶ Temperatures up to 392°F (200°C)
- ▶ Robust construction for indoor or outdoor use — IP65
- ▶ Grounded for increased safety
- ▶ 2 built-in PT100 RTD sensors for monitoring process temperature and high-limit temperature

Specifications

Nominal Voltage: 230 VAC

Operating Temperatures:

- Steel IBC: -40°F to 392°F (-40°C to 200°C)
- Plastic IBC: -40°F to 158°F (-40°C to 70°C)

Ambient Temperature Range: -40°F to 140°F (-40°C to 60°C)

Temperature Class: T6, T5, T4, T3 (depending on temperature control limiter setpoint)


Zones: 1/2 (gas); 21/22 (dust)


Sensor: 2 standard 3-wire PT100 RTD sensors

Power Cord: 10 ft (3 m) long with crimped ferrule terminated leads

IP Rating: IP65

Explosion protection marking

Gas  II 2G Ex e mb IIC T3 Gb

Dust  II 2D Ex e mb IIC T120°C Db

-40°C ≤ Ta ≤ +60°C (ambient temperature)

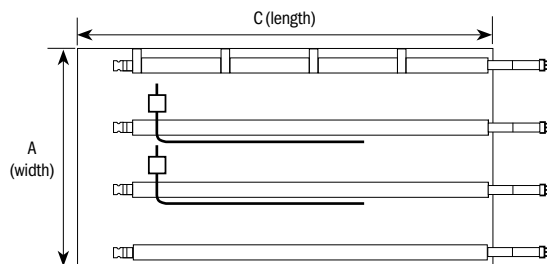
EC-type examination certificate

TPS 11 ATEX 29587 011 X



Moisture Resistant

*Shown with optional cover



An ATEX certified temperature controller is required for use with this product

Part No.: WEXRBL25-230ZESBH

See page 171 for details

Ordering Information

Part No. 230 VAC	Capacity gal (l)	Wattage	A Width in (mm)	C Total Length in (mm)	C Heated Length in (mm)
WEXHCIBC-230ZE100-0440XT3	275 (1000)	2400	39.4 (1000)	173.2 (4400)	153.5 (3900)

Accessories

Part No.	Description
WEXHIIBC	IBC tote tank cover minimizes heat loss and improves efficiency

Custom Sizes and Designs Available: Contact BriskHeat® or your local distributor for more information.

SILICONE RUBBER TOTE TANK/IBC HEATERS & CONTROL

Features & Benefits

- ▶ Installs underneath plastic bladder for direct surface contact
- ▶ 32 x 36 in (813 x 914 mm) silicone rubber heater with 0.5 in (13 mm) thick foam insulation
- ▶ Moisture and chemical resistant
- ▶ Includes digital on/off temperature controller
- ▶ Type-K thermocouple sensor built into heater
- ▶ Quicker heat-up time due to heater having direct surface contact underneath the bladder
- ▶ Even heat distribution
- ▶ Does not contaminate or scorch your product
- ▶ Easy-to-use — simple plug-and-play design
- ▶ Reusable and rugged — long service life
- ▶ Safe — heater has unique 360° grounded heating element and cool-touch surface for your safety



Moisture
& Chemical
Resistant



Plug & Play

Specifications

Heater Construction: Multi-stranded knit and braid heating element laminated between two extra-thick layers of 20 mil fiberglass reinforced silicone rubber

Insulation: 0.25 in (6 mm) thick silicone foam

Voltage Options: 120 or 240 VAC

Operating Temperature: 0°F to 175°F (-18 to 79°C)

Maximum Exposure Temperature: 180°F (82°C)

Dielectric Strength: Over 2000 volts

Temperature Sensor: Type-K thermocouple built into heater

Heater Power Cord: 6 ft (1.8 m) long with IP67 4-pin (NEMA 6P equivalent) plug

Temperature Controller Power Cord: 6 ft (1.8 m) long

- 120 VAC: 3-prong grounded plug (NEMA 5-15P)
- 240 VAC: 3-prong grounded plug (NEMA 6-15P)

IP Rating:

- Heater: IP56
- Controller: IP64



Includes an outdoor digital temperature controller. See page 166 for more details



Installs Underneath Bladder for Quick Heat-up Time

Ordering Information

Part No.	Heater Size in (mm)	Volts	Watts	Part No. with °F controller	Part No. with °C controller	Heater Only*
TTH32361DK	32 x 36 (813 x 914)	120	1600	TTH32361DK	TTH32361DK-C	TTH32361D
TTH32362DK	32 x 36 (813 x 914)	240	3200	TTH32362DK	TTH32362DK-C	TTH32362D

* External control is required with this option.

GAS CYLINDER WARMERS

Features & Benefits

- ▶ Full coverage warms entire body of gas cylinder
- ▶ Self-regulating heating element requires no additional temperature control
- ▶ Hazardous-area rated model available
- ▶ 10 ft (3 m) long power cord
- ▶ Improves process control and reduces wasted condensed gas by creating a convection current and increasing the pressure inside the cylinder
- ▶ SF6, Propane, Nitrogen, Oxygen, BCl3, WF6, and HF gases benefit from this process
- ▶ Even heat distribution and maximum energy efficiency
- ▶ Easy-to-use simple plug-and-play design
- ▶ Reusable and rugged with long service life
- ▶ Intrinsically safe — design can be used in hazardous environments (HCW series)

Specifications

Outer Material: Silicone impregnated cloth

Insulation:

- Sides: 2 in (51 mm) thick fiberglass
- Top: 0.50 in (13 mm) thick fiberglass

Total Wattage: Up to 150 watts

Voltage Options: 120 or 240 VAC

Frequency Range: 50-60 Hz

Closure Method: Hook and loop fastener

Ambient Temperature Range: 30° to 95° F (-1 to 35°C)

Power Lead Type:

- Ordinary location model (GCW): SJOW cord
- Hazardous Location model (HCW): Teck 90 cable

GCW Power Cord: 10 ft (3 m) long

- 120 VAC: Grounded 3-prong plug (NEMA 5-15P)
- 240 VAC: Crimped ferrule leads

HCW Power Cord: 10 ft (3 m) long with bare wire leads



Class I Division 1
Groups B, C, and D
(HCW series)



Plug & Play



Moisture
Resistant

Patent 7,015,425 B2



GAS CYLINDER WARMERS

Ordering Information

Part No. 120 VAC	Part No. 240 VAC	Environment	Cylinder Size in	Cylinder Size mm	Watts
GCW8481501	GCW8481502	Ordinary Location	8 x 48	203 x 1219	150
GCW9511501	GCW9511502		9 x 51	229 x 1295	150
GCW15431501	GCW15431502		15 x 43	381 x 1092	150
HCW8481501	HCW8481502	Hazardous-Area	8 x 48	203 x 1219	150
HCW9511501	HCW9511502		9 x 51	229 x 1295	150
HCW15431501	HCW15431502		15 x 43	381 x 1092	150

Part Number Matrix

Gas Cylinder Warmer Model: _____

GCW- (for Ordinary Locations)

HCW- (CSA Class I Division I Groups B, C & D)

Diameter in inches: _____

Length in inches: _____

Total Wattage: _____

50, 100, 150

Voltage: _____

1- (120 VAC), 2- (240 VAC)

GCW	15	43	150	1
-----	----	----	-----	---

Hazardous-Area Rated Models (HCW Series) Min/Max Cylinder Sizes

Diameter:

Minimum: 8 in (203 mm)

Maximum: 15 in (381 mm)

Length:

Minimum: 15 in (381 mm)

Maximum: 51 in (1295 mm)

Ordinary Location Models (GCW series): can be designed for a wide range of gas cylinder sizes. Call BriskHeat® for details.

Accessories

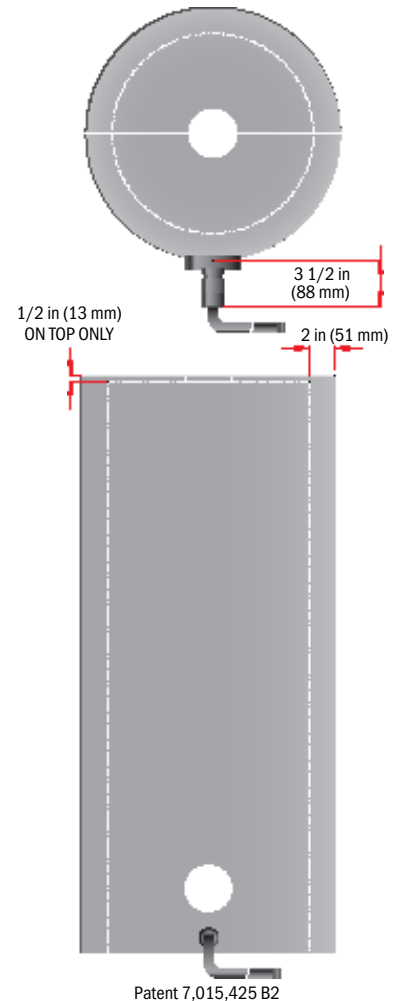
Part No.	Description
GCWTOP	Gauge/Valve Cover
GCW12B	12 in (305 mm) Cylinder Base Insulation Pad for 8 in (203 mm) Cylinder. 0.25 in (6 mm) insulation thickness
GCW15B	15 in (381 mm) Cylinder Base Insulation Pad for 9 in (229 mm) Cylinder. 0.25 in (6 mm) insulation thickness
GCW18B	18 in (457 mm) Cylinder Base Insulation Pad for 15 in (381 mm) Cylinder. 0.25 in (6 mm) insulation thickness



Gauge/
Valve Cover

Cylinder Base Insulation Pad - Placed between cylinder and floor. Further insulates the cylinder from heatsinks such as a concrete floor.

Valve Cover - Placed on top. Reduces the amount of heat loss through the top of the cylinder. Dimensions: 44 in (1118 mm) diameter with 4 in (102 mm) opening.



Patent 7,015,425 B2



Custom Gas Cylinder Heater
with LYNX® controls

Custom Sizes and Designs Available: Contact BriskHeat® or your local distributor for more information.

ATEX GAS CYLINDER HEATERS

Features & Benefits

- ▶ ATEX approved
- ▶ Fully insulated design maximizes efficiency
- ▶ Temperatures up to 392°F (200°C)
- ▶ Robust construction for indoor or outdoor use — IP65
- ▶ Grounded for increased safety
- ▶ 2 built-in PT100 RTD sensors for monitoring process temperature and high limit temperature
- ▶ Improves process control and reduces wasted condensed gas by creating a convection current and increasing the pressure inside the cylinder
- ▶ Gas known to benefit from this process: SF6, Propane, Nitrogen, Oxygen, BCl3, WF6, and HF

Specifications

Nominal Voltage: 230 VAC

Operating Temperatures:

- Pressurized: -40°F to 122°F (-40°C to 50°C)
- Non-pressurized: -40°F to 392°F (-40°C to 200°C)

Ambient Temperature Range: -40°F to 140°F (-40°C to 60°C)

Temperature Class: T6, T5, T4, T3 (depending on temperature control limiter setpoint)

Zones: 1/2 (gas); 21/22 (dust)

Sensor: 2 standard 3-wire PT100 RTD sensors

Power Cord: 10 ft (3 m) long with crimped ferrule terminated leads

IP Rating: IP65



Explosion protection marking

Gas **Ex** II 2G Ex e mb IIC T3 Gb

Dust **Ex** II 2D Ex e mb IIIC T120°C Db
-40°C ≤ Ta ≤ +60°C (ambient temperature)

EC-type examination certificate

TPS 11 ATEX 29587 011 X

Note: Please consider the technical rules

TRG 310/TRBS 3145/TRGS 745

Maximum operating temperature 50°C (cylinder temperature)

Ordering Information

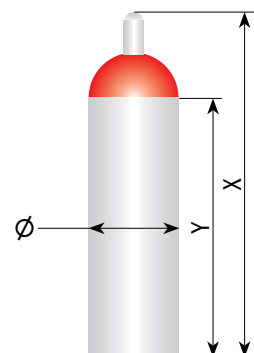
Part No. 230 VAC	Capacity l	Wattage	X Total Height in (mm)	Y Cylinder Height in (mm)	Ø Diameter in (mm)
WEXHB010-230ZE140-0080BHT3	10	380	39.8 (1010)	31.5 (800)	5.5 (140)
WEXHB050-230ZE230-0140BHT3	50	850	65.7 (1670)	55.1 (1400)	9.1 (230)
WEXHB079-230ZE318-0100BHT3	79	850	50.8 (1290)	39.4 (1000)	12.5 (318)



An ATEX certified temperature controller is required for use with this product

Part No.: WEXRBL25-230ZESBH

See page 171 for details



Custom Sizes and Designs Available: Contact BriskHeat® or your local distributor for more information.

TEMPERATURE CONTROLLERS & SENSORS


















BriskHeat®

TEMPERATURE CONTROLLERS SELECTION GUIDE


Photo	Product Series	Control Type	Available Voltage ¹				Max. Amps/Zone	Application Temperature ²	Environmental Exposure ³
			120	240	277	480			
	LYNX® Temperature Controller Module	PID autotune	X			-	7 at < 77°F 4 at < 104°F	0°F to 1100°F (0°C to 593°C)	14°F to 104°F (-10°C to 40°C); 80% humidity at 88°F; 50% humidity at 104°F
	MPC2 Multipoint Control Panel	Ramp/soak	X	X	X	X	60	32°F to 1922°F (0°C to 1050°C)	14°F to 104°F (-10°C to 40°C); < 90% humidity at 40°C
	SDX Digital PID	PID autotune	X	X	-	-	15 (No. American); 10 (Europe)	0°F to 999°F (0°C to 999°C)	32°F to 111°F (0°C to 44°C); < 95% humidity
	SDC Benchtop	Digital on/off	X	X	-	-	10	J -40°F to 698°F K -40°F to 899°F	32°F to 138°F; (0°C to 59°C)
	SDCE Benchtop	Digital on/off	X	X	-	-	8	J -40°F to 698°F K -40°F to 899°F R -58°F to 842°F	32°F to 100°F (0°C to 38°C)
	BH-330 Outdoor Digital (Requires Remote)	Inline with fast adaptive tuning	X			-	10	RTD -25°C to 600°C K -200°C to 1350°C	-4°F to 113°F (-20°C to 45°C) < 90% humidity
	BH-510 Outdoor Digital	Digital with fast adaptive tuning	X			-	16 (w/ext. fuse) 10 std	RTD -120°C to 850°C K -200°C to 1350°C	-4°F to 122°F (-20°C to 50°C) < 90% humidity
	BH-610 Outdoor Digital	Digital with fast adaptive tuning	X			-	40	RTD -120°C to 850°C K -200°C to 1350°C	-4°F to 122°F (-20°C to 50°C) < 90% humidity
	WEXRBL25-230ZESBH	Digital on/off with high temp and limiter	-	X	-	-	25	0°C to 450°C (°C display only)	-4°F to 104°F (-20°C to 40°C)
	BH2100	Digital	X			-	30	0°F to 300°F (-18°C to 148°C)	-22°F to 158°F (-30°C to 70°C)
	TC4000 Wet-Area	Digital on/off	X			-	30	0°F to 999°F (0°C to 999°C)	32°F to 104°F (0°C to 40°C); < 85% humidity
	TC4X Digital	Digital on/off	X			-	15 (@120 V) 10 (@240 V)	-40°F to 212°F (-40°C to 100°C)	-40°F to 140°F (-40°C to 60°C); < 95% humidity
	TTD Digital	Digital on/off	X	X	-	-	15	32°F to 175°F 32°F to 500°F 32°F to 999°F	14°F to 131°F (-10°F to 55°C)
	TB4000 Wet-Area	Bulb and capillary	X	X	X	X	50	0°F to 150°F 50°F to 300°F 150°F to 650°F	-40°F to 140°F (-40°C to 60°C)
	TB250N	Bulb and capillary	X			-	22	0°F to 150°F 100°F to 250°F	-40°F to 140°F (-40°C to 60°C); 0 to 95% humidity
	TB110N Hazardous-Area	Bulb and capillary	X			-	22	25°F to 325°F 300°F to 650°F	-40°F to 160°F (-40°C to 71°C)
	TS099_Portable	Bulb and capillary	X	X	-	-	15	60°F to 250°F 150°F to 550°F	-40°F to 160°F (-40°C to 71°C)
	HL101 Limit Controller	Temperature limit switch NOT FOR CONTROL	X	X	-	-	15	N/A	N/A
	TD101N Auto On/Off	Thermostat	X			-	25	-40°F to 200°F (specify range)	-40°F to 221°F (-40°C to 105°C)
	TD101X-Auto On/Off	Thermostat	X			-	25	-40°F to 200°F (specify range)	-40°C to 221°F (-40°C to 105°C)
	TB261N	Ambient	X			-	22	20°F to 110°F	-40°F to 140°F (-40°C to 60°C)
	TPO Portable	Time percent	X	X	-	-	15	-	-40°F to 160°F (-40°C to 71°C)

TEMPERATURE CONTROLLERS SELECTION GUIDE

Nema Rating	IP Rating	Approvals ⁴	Indoor	Outdoor	Accuracy	Sensor		Page No.
						Type	Included	
-	IP10 (OI) IP20	 Dock CE (RTD only)	X	-	Type-J: ±1.09°C Type-K: ±1.125°C RTD: ±(0.25°C + 0.125% of temp)	Type-J or Type-K thermocouple; PT100 RTD	No	148
-	-	 (By request)	X	-	±0.2% current temp	Type-J or Type-K thermocouple; PT100 RTD	No	157
-	IP30		X	-	±0.5% full scale ±1 digit @ 25°C	Type-J or Type-K thermocouple; PT100 RTD	Yes	160
-	-	-	X	-	±1% full scale	Type-J or Type-K thermocouple	Yes	161
-	-		X	-	±0.5% full scale ±1 digit @ 25°C	Type-J or Type-K thermocouple; PT100 RTD	Yes	162
-	IP67		X	X	±2°C up to 700°C (<0.5% scale)	Type-K thermocouple; RTD	No	167
-	IP65		X	X	±2°C up to 700°C (<0.5% scale)	Type-K, Type-J, Type-N thermocouple; PT100 & PT1000 RTD	No	168
-	IP65		X	X	±2°C up to 700°C (<0.5% scale)	Type-K, Type-J, Type-N thermocouple; PT100 & PT1000 RTD	No	168
-	IP64	Gas: II 2G EX e mb IIC T3 Gb Dust: II 2D EX e mb IIIC T120°C Db TUV 10 ATEX 556065 	X	X	±0.5% current temp	PT100 RTD (2 or 3 wire)	No	171
-	IP67	 (Pending)	X	X	±1% @ -40°C to 105°C	Thermistor (3-wire RTD option)	Yes	172
4X	IP65	 508A	X	X	±0.2% current temperature	Type-J or Type-K thermocouple; PT100 RTD	No	165
4X	IP66		X	X	±3°F (-40°F to 4°F) ±2°F (5°F to 167°F) ±3°F (168°F to 212°F)	A99BB type PTC	Yes	166
-	IP64	-	X	X	±1% full scale	Type-K thermocouple	No	170
4X	IP66	-	X	X	±5°F (±3°C)	304 SS bulb and capillary	Yes	177
3R	IP24		X	X	±6°F (±3°C)	Tinned copper bulb and capillary	Yes	176
7 & 9	-	 (C1-D1&2; C2-D1&2)	X	X	±5°F (±3°C)	304 SS bulb and capillary	Yes	174
-	-	-	X	-	±5°F (±3°C)	Copper bulb and capillary	Yes	178
-	-	-	X	-	±1% full scale	Type-J or Type-K thermocouple	Yes	163
-	-		X	X	±6°F (50°F to 80°F) ±5°F (81°F to 200°F)	Bimetal thermostat	N/A	173
-	-		X	X	±6°F (50°F to 80°F) ±5°F (81°F to 200°F)	Bimetal thermostat	N/A	173
4X	IP66		X	X	±3°F (±1.6°C)	Ambient sensing thermal bulb	N/A	175
-	-	-	X	-	N/A	N/A	N/A	179

⁴ All CE marked products comply with ROHS requirements

LYNX® PID TEMPERATURE CONTROL SYSTEM

The  **LYNX®** Temperature Control System is a state-of-the-art PID (proportional integral derivative) temperature control system comprised of up to 1024 zones. Each heater (zone) can be individually controlled and monitored. This provides users the ability to track each unit's performance. Monitor each zone from

the full-color touchscreen, the highly visible indicator lights, a remote system, or via email alerts. Extraordinary features and benefits coupled with incredible versatility meet your process expectations with this unique temperature control system.

Features & Benefits

- ▶ 1:1 PID control to EACH heater
- ▶ Can be connected to CMS via Modbus
- ▶ Easy-to-use Operator Interface (OI) and Temperature Control Modules
- ▶ Can be used independently or as a system of up to 1024 zones of control
- ▶ Sends email alerts
- ▶ Idle mode option saves energy and time during maintenance



PID TEMPERATURE CONTROL SYSTEM

Specifications

Temperature Control Range: 32°F to 1100°F (0°C to 593°C)

Display: Red LEDs show current temperature in °F or °C

Sensor Input: Type-J and Type-K Thermocouples; PT100-RTD

Accuracy:

- RTD: $\pm 0.45^{\circ}\text{F} + 0.125\%$ of temperature in °F ($\pm 0.25^{\circ}\text{C} + 0.125\%$ of temperature in °C)
- Type-J Thermocouple: $\pm 1.96^{\circ}\text{F}$ (1.09°C)
- Type-K Thermocouple: $\pm 2.03^{\circ}\text{F}$ (1.13°C)

Alarms: Multi-color LED display with highly visible viewing

Power Cord: Harnesses are sold separately; available in several lengths, with or without communications cable

Connections: Control modules require docking station (included with some heaters or separate harness for stand-alone use); see ordering information for options

Voltage: 100 to 277 VAC

Maximum Continuous Amp Load per Zone: 7 amps at 77°F (25°C) ambient;
4 amps at 104°F (40°C)

Maximum Continuous Amp Load per Power Harness:

12 amps (Power booster cables available to increase amps load per string)

Communication Method: Modbus RTU over RS-485. Cable is included on some power cord harnesses for communication to Operator Interface or CMS; Modbus TCP/IP connection on Operator Interface for communication to CMS

Communication Maximum Length: 98 ft (30 m)

Enclosure Dimensions:

- Operator Interface: 10.9 in W x 9.0 in H x 3.2 in D
(276 mm W x 229 mm H x 81 mm D)
- Module: 1.95 in W x 2.97 in H x 1.7 in D
(50 mm W x 75 mm H x 43 mm D)

Ambient Temperature Range: 32°F to 130°F (0°C to 54°C)



EASY WAYS TO ORDER

1. Contact your local distributor. Check BriskHeat.com to locate a local distributor.
2. Call BriskHeat® at 800-848-7673 or 614-294-3376. We have a staff of application specialists to solve your unique needs.
3. Order online at BriskHeat.com - 24/7.

PAYMENT TERMS

Credit Card Options

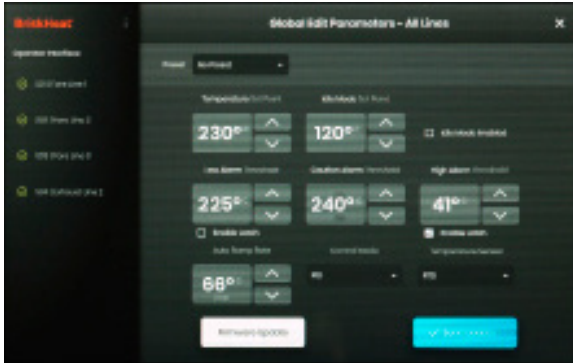


Net 30 Option

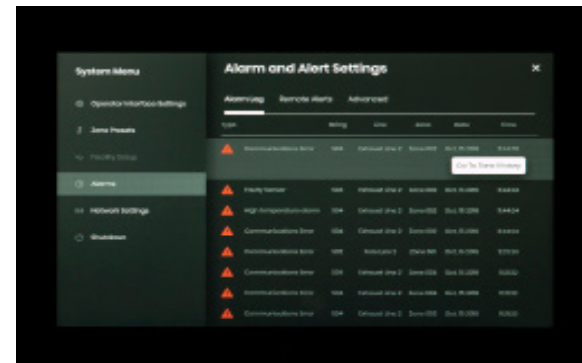
Net 30 Terms are available to qualified companies. Please contact your Account Manager for additional details.

PID TEMPERATURE CONTROL SYSTEM OPERATOR INTERFACE (OI)

- Provides complete control and system optimization for maximum precision
- User-configurable graphical mapping and naming to match application provides ease of use



- Historical graphing of temperature, duty cycle and current displays performance over time
- Alarm history for diagnostics



Features & Benefits

- Controls up to eight strings with up to 128 PID controllers per string for expandability
- Each string has individual dry contact for alarm to provide easier troubleshooting
- Large 10.1 in (25.7 cm) touchscreen enables easy monitoring and programming
- Wired or Wireless (WiFi) communications sends email alerts
- Modbus communications allows remote access and control via HMI
- Zone-locator feature enables user to easily identify specific modules
- USB port simplifies ability to upload firmware and download data
- Global programming saves time



**Plug & Play
Power Cord**

Conforms to UL STD 61010-1
Certified to CSA STD C22.2 # 61010-1

Your LINK to Process Perfection and Peace of Mind!

LYNX® COMPONENTS

LYNX® Operator Interface

Operation of a complete LYNX® Temperature Control System typically includes an Operator Interface capable of controlling up to 8 strings of heaters (1024 total zones). Operator Interfaces are available with different power plugs and can be used at any voltage between 100 to 277 VAC, 50/60 Hz.

Ordering Information

Part No.	Input Power Plug
LYNX-OI-10A	NEMA 5-15
LYNX-OI-10B	Ferrule Ends
LYNX-OI-10C	Schuko CEE 7/7
LYNX-OI-10D	NEMA 6-15
LYNX-OI-10E	UK Type-G
LYNX-OI-10F	NEMA L6-15
LYNX-OI-10I	IEC Type I



LYNX® PID Temperature Control Module

Features & Benefits

- ▶ One module per zone of temperature control
- ▶ Fully programmable with 3-buttons and 3-digit display on module
- ▶ PID control with auto-tuning to minimize overshooting
- ▶ Modbus RTU communication to your system
- ▶ Low and high temperature alarm settings provide peace of mind
- ▶ Highly visible multi-color display for status indication

Part No.	Description
LYNX-MOD	Temperature control module

Requires a docking station and power harness for operation.
See options starting on page 152.



“ In 2004, BriskHeat supplied us with silicone heating pads and controllers for one of our industrial blenders (used to create flavoring mixtures for many popular food products). And they are still running strong! We are putting in another line with a blender that will have the same heating requirements and we will use a BriskHeat system. ”

~ Kevin Knapp
Blendex Company

LYNX® COMPONENTS

Ordering Information

Docking Station

For heaters without a built-in dock, a docking station is required to connect a LYNX® control module to a heater. A wide variety of docking stations are available with different heater plug

and sensor type configurations. Temperature sensor receptacles accept standard or mini sizes. Docking station assembly requires a power harness and module for operation.

Part No.	Sensor Type	Heater Receptacle
LYNX-DOC1-KA	Docking station with Type-K thermocouple and heater receptacles	NEMA 5-15R
LYNX-DOC1-KD	Docking station with Type-K thermocouple and heater receptacles	NEMA 6-15R
LYNX-DOC1-KG	Docking station with Type-K thermocouple and heater receptacles	IEC13 and mate
LYNX-DOC1-KH	Docking station with Type-K thermocouple and heater receptacles	HAN Q 2/0 with mate
LYNX-DOC1-KL	Docking station with Type-K thermocouple and heater receptacles	ML-2R mini-twist and mate

Type J thermocouple or RTD PT100 sensors can substitute K thermocouples. See Order Configurations below

Other configurations

Part No.: LYNX-DOC1- **S** **X** - Docking station with "S" sensor and "X" receptacle

Temperature Sensor

Heater Receptacle

J = Type-J Thermocouple

A = NEMA 5-15R

H = HAN Q 2/0 with mate

K = Type-K Thermocouple

D = NEMA 6-15R

L = ML-2R Mini-twist and mate

R = RTD-PT100

G = IEC13 with IEC14 mate

N = ML-3R

F = NEMA L6-13



Power and Communication Harness

Each Temperature Control Module receives power from a docking station which also provides power to the heater. BriskHeat heaters may be custom ordered with a prewired dock and temperature sensor. Free-standing docking station assemblies

allow LYNX® to be used with almost any heater. The same power harness may be used with either. Select the power harness in the length required with the appropriate power plug. A power harness may be ordered with a communication cable.

Power Harness

Select one of these harnesses if communication capabilities are not required.

Part No.	Length ft (m)	Plug
LYNX-HN-60A	6 (1.8)	NEMA 5-15P
LYNX-HN-60B	6 (1.8)	Ferrule Ends
LYNX-HN-60C	6 (1.8)	Schuko CEE 7/7
LYNX-HN-60D	6 (1.8)	NEMA 6-15P

Part No.	Length ft (m)	Plug
LYNX-HN-60E	6 (1.8)	UK Type G
LYNX-HN-60F	6 (1.8)	NEMA L6-15 Twist Lock
LYNX-HN-60I	6 (1.8)	IEC Type I



Plug & Play
Power Cord

Other lengths available upon request

EASY WAYS TO ORDER

1. Contact your local distributor. Check BriskHeat.com to locate a local distributor.
2. Call BriskHeat® at 800-848-7673 or 614-294-3376. We have a staff of application specialists to solve your unique needs.
3. Order online at BriskHeat.com - 24/7.

PAYMENT TERMS

Credit Card Options



Net 30 Option

Net 30 Terms are available to qualified companies. Please contact your Account Manager for additional details.

LYNX® COMPONENTS

Ordering Information

Power Harness with Communication Cable

A communication cable is required for use with an Operator Interface or Central Monitoring System (CMS)

Part No.	Length ft (m)	Plug
LYNX-HN-66A	6 (1.8)	NEMA 5-15P
LYNX-HN-66B	6 (1.8)	Ferrule Ends
LYNX-HN-66C	6 (1.8)	Schuko CEE 7/7
LYNX-HN-66D	6 (1.8)	NEMA 6-15P
LYNX-HN-66E	6 (1.8)	UK Type G
LYNX-HN-66F	6 (1.8)	NEMA L6-15 Twist Lock
LYNX-HN-66I	6 (1.8)	IEC Type I
LYNX-HN-66M	6 (1.8)	NEMA L6-20 Twist Lock
LYNX-HN-66N	6 (1.8)	NEMA ML-3P Twist Lock
LYNX-HN-12A	12 (3.7)	NEMA 5-15P
LYNX-HN-12B	12 (3.7)	Ferrule Ends
LYNX-HN-12C	12 (3.7)	Schuko CEE 7/7
LYNX-HN-12D	12 (3.7)	NEMA 6-15P
LYNX-HN-12E	12 (3.7)	UK Type G
LYNX-HN-12F	12 (3.7)	NEMA L6-15 Twist Lock
LYNX-HN-12I	12 (3.7)	IEC Type I
LYNX-HN-12M	12 (3.7)	NEMA L6-20 Twist Lock
LYNX-HN-12N	12 (3.7)	NEMA ML-3P Twist Lock

Other lengths available upon request

Docking Station Stand

The LYNX® Docking Station may be mounted on this stand to use it as a benchtop controller. A hole in the back accommodates the incoming power cord. Includes 2 counter-sunk screws with #6-32 threads to mount the dock on the stand.



Part No.	Description
LYNX-STD	LYNX® docking station stand



Power and Communication Extension Cables

9-Pin Mate-N-Lok male to 9-Pin Mate-N-Lok female

Part No.	Length ft (m)
LYNX-EXP-4	4 (1.2)
LYNX-EXP-6	6 (1.8)
LYNX-EXP-8	8 (2.4)
LYNX-EXP-10	10 (3.0)
LYNX-EXP-20	20 (6.1)
LYNX-EXP-50	50 (15.2)

Other lengths available upon request

Communications-Only Extension Cables

4-Pin Mini-Fit Jr male to 4-Pin Mini-Fit Jr female

Part No.	Length ft (m)
LYNX-EXC-4	4 (1.2)
LYNX-EXC-6	6 (1.8)
LYNX-EXC-8	8 (2.4)
LYNX-EXC-10	10 (3.0)
LYNX-EXC-20	20 (6.1)

4-Pin Mini-Fit Jr male to bare wire leads

Part No.	Length ft (m)
LYNX-EXA-10	10 (3.0)

Other lengths available upon request



Right from the start, I was impressed with BriskHeat. They are a company with exceptional customer service. BriskHeat offers a well-made high-quality product that does the job perfectly. This is the type of partner relationship we strive to develop to ensure our customers receive the best final product we can produce.



~ Robert Ferguson

Project Manager with International Flora Technologies

LYNX® COMPONENTS

"Y" Power Booster Cables

Each LYNX® Power Harness is capable of powering loads up to 12 amps. When strings of multiple LYNX® modules are utilizing communication features and the group requires more than 12 amps, "Y" Power Booster cables are needed. These special cables allow for all modules in the string to communicate with the Operator Interface, while providing needed power to a group of

modules within that string. An additional power harness, without the communication cord, is required for each "Y" power booster. Each "Y" power booster is 12 in (305 mm) long from power source connection to in-line power connection and 6 in (152 mm) long from male to female 9-pin Mate-N-Lok power connection.

Ordering Information

Part No.	In-line Power Connections (Male and Female)	Power Source Connection End (Male)
LYNX-EXY-1	9-pin Mate-N-Lok	3-pin Mate-N-Lok
LYNX-EXY-2	9-pin Mate-N-Lok	9-pin Mate-N-Lok
LYNX-EXY-4	9-pin Mate-N-Lok	4 Position Mate-N-Lok
LYNX-EXY-5	9-pin Mate-N-Lok	5 Position Mate-N-Lok
LYNX-EXY-6	9-pin Mate-N-Lok	4 Position CPC



Temperature Sensors

LYNX® Docking Stations include receptacles for heaters and temperature sensors. The temperature sensor receptacles accept either standard or mini-connectors with 2-pins.

Part No.	Description
TAJN05-BA-ROHS	Type-J Thermocouple, 5 ft (1.5 m) long, fiberglass sleeving, standard connector, RoHS compliant
TAKN05-EA-ROHS	Type-K Thermocouple, 5 ft (1.5 m) long, fiberglass sleeving, standard connector, RoHS compliant
THRN05-JA-ROHS	2-wire PT100 RTD, 5 ft (1.5 m) long, fiberglass sleeving, standard connector, RoHS compliant

More temperature sensor options available upon request. Contact BriskHeat for more information.




LYNX® PID TEMPERATURE CONTROL SETS

Features & Benefits

- ▶ Compact PID control system with autotuning that controls almost any heater
- ▶ Everything needed to plug-and-play
- ▶ 3-button touchpad programming and large 3-digit display
- ▶ Latching alarms for high and low temperature
- ▶ Versatile — Can be used as a single zone controller or be connected for a system of temperature control. Grows with your application
- ▶ Able to be used with a wide variety of electrical heaters
- ▶ Uses a minimal amount of benchtop space
- ▶ Easy to program and provides precise control
- ▶ Easily visible LED for alarm conditions: High temperature limits, low temperature limits, and more

Set Includes

-  **LYNX®** Temperature Control Module
- Docking station assembly with choice of heater and sensor ports
- 1.8 m (6 ft) power harness with choice of plugs
- 1.5 m (5 ft) temperature sensor to match docking station assembly
- Benchtop stand for mounting LYNX® docking station



Ideal with a wide variety of heaters!

LYNX® PID TEMPERATURE CONTROL SETS

Specifications

Temperature Control Range: 32°F to 1100°F (0°C to 593°C)

Sensor Input: 5 ft (1.5 m) long included; Choice of PT100 RTD; Type-J and Type-K thermocouples

Alarms: Multi-color LED display with highly visible viewing

Power Cord: 6 ft (1.8 m) power harness with plug. See ordering information for choices

Heater Connection: Receptacle is on docking station assembly as indicated in ordering information

Voltage: 100 to 277 VAC

Maximum Continuous Amp Load per Zone: 7 amps at 77°F (25°C) ambient; 4 amps at 104°F (40°C)

Communication Method: Modbus RTU over RS-485. Optional power harnesses with communication cable and operator interfaces are available upon request. See options starting on page 152.

Ingress Protection Rating: IP20

Agency Approvals for  LYNX® Temperature Control Module



Additional specifications for  LYNX® can be found on page 149.



**Plug & Play
Power Cord**

Ordering Information

LYNX® Set Part No.	Input Power	Heater Connection	Temperature Sensor
LYNX-SET-JA	NEMA 5-15 Plug	NEMA 5-15 receptacle	Type-J thermocouple
LYNX-SET-KA			Type-K thermocouple
LYNX-SET-RA			PT100-RTD sensor
LYNX-SET-RC	Schuko CEE 7/7 Plug	Harting Q 2/0 receptacle with mate	PT100-RTD sensor
LYNX-SET-KC			Type-K thermocouple
LYNX-SET-JC			PT100-RTD sensor
LYNX-SET-JD	NEMA 6-15 Plug	NEMA 6-15 receptacle	Type-J thermocouple
LYNX-SET-KD			Type-K thermocouple
LYNX-SET-RD			PT100-RTD sensor
LYNX-SET-JG	Ferrules	IEC13 receptacle with mate	Type-J thermocouple
LYNX-SET-KG			Type-K thermocouple
LYNX-SET-RG			PT100-RTD sensor
LYNX-SET-JB	Ferrules	Harting Q 2/0 receptacle with mate	Type-J thermocouple
LYNX-SET-KB			Type-K thermocouple
LYNX-SET-RB			PT100-RTD sensor



LYNX® Sets are compatible with a wide variety of LYNX® accessories including OIs, Power Harnesses with Modbus RTU communication cables, and more.

See options starting on page 150.

MPC2 MULTI-POINT DIGITAL PID TEMPERATURE CONTROL PANEL

Features & Benefits

- ▶ Fully configurable for enclosure material, sensor type, voltages, alarms, communication, and safety options
- ▶ Configure with one to dozens of zones
- ▶ Advanced Autotuning PID or on/off control (also available)
- ▶ Indoor or outdoor use¹
- ▶ Compatible with a broad range of heating blankets, tapes, and cables
- ▶ Stores up to 4 programs, 12 steps per control zone for easy repeatability in ramp/soak mode
- ▶ Large 2-line, 3-color display simultaneously shows PV (actual) and SV (set) temperatures
- ▶ 2 levels of password protection

Specifications

Voltages: Input/output configurations of 120, 208, 220-240, 277, 380, 400-415, 480, and 575-600 (and 3-phase options)

Overcurrent Protection Device²: Up to 60 amps per zone with fuse or circuit breaker protection

Temperature Control Range³: 0°F to 1922°F (0°C to 1050°C)

Temperature Units: Programming and display in °F or °C

Sensor Input: Mini Type-J or Mini Type-K thermocouples, PT100-RTD or hardwire

Accuracy: 0.2% of temperature with sampling time of 60 milliseconds

Alarms: Audible and dry contact available

Power Cords/Connections: Input Power - hardwire; Output Power - Harting 2.0 receptacle, Twist Lock⁴ or hardwire

Safety Options: Ground fault interruption, door-mounted disconnect, and emergency stop available

Communications: RS-485, RS-232 or ethernet available

Environmental Exposures:

- Operating range: 14°F to 104°F (-10°C to 40°C)
- Storage range: -4°F to 158°F (-20°C to 70°C)

Relative Humidity: 20-85% at non-condensing temperatures

Enclosure Dimensions: Determined by number of zones. Materials - mild steel, fiberglass reinforced plastic or 304 stainless steel available

¹ Outdoor use requires special options

² Self-regulating cable requires use of circuit breakers for zone protection

³ Do not exceed the maximum operating temperature of the heater

⁴ Twist Lock connectors are NOT CE Approved



Applications

Provides PID temperature control to cloth and silicone heating blankets, heating cable and tape, drum heaters, and heating jackets for applications such as:

- Research laboratory experiments
- Food production
- Industrial heating and drying
- Freeze protection
- Condensation prevention
- Viscosity control

Industries

- Agriculture
- Petrochemical
- Laboratory
- General manufacturing
- Semiconductor
- Chemical
- Food and beverage
- Oil & gas
- Plastics
- Aerospace



MPC2 MULTI-POINT DIGITAL PID TEMPERATURE CONTROL PANEL

Ordering Information

Part Number Matrix

MPC2	1	1	3	A	W	R	-10	F	S	E	I	J	A	C
------	---	---	---	---	---	---	-----	---	---	---	---	---	---	---

Input Voltage:

1- (120), 5- (208), 2- (220 to 240), 9- (277), G- (347), B- (380),
C- (400 to 415), 4- (480), H- (575 to 600), 7- (208 φ3), 6- (240 φ3), D- (380 φ3),
E- (400 to 415 φ3), 8- (480 φ3), K- (575 to 600 φ3)

Output Voltage:

1- (120), 5- (208), 2- (220 to 240), 9- (277), G- (347), B- (380), C- (400 to 415),
4- (480), H- (575 to 600), 7- (208 φ3), 6- (240 φ3), D- (380 φ3),
E- (400 to 415 φ3), 8- (480 φ3), K- (575 to 600 φ3)

Number of Zones: (Specify Number)

Alarm Options:

A - (Audible), C - (Dry contact-remote), B - (Audible and dry contact),
N - (None), X - (Dry contact hardwire), Y - (Dry contact hardwire with audible)

Output Connector Type:

W - (Hardwire), C - (Harting connector), T - (Twist Lock)⁶

Communications:

R - (RS-485), C - (RS-232), E - (Ethernet), N - (None),
X - (RS-485 hardwire), Y - (RS-232 hardwire), Z - (Ethernet hardwire)

Overcurrent Protection Device (per zone)⁴:

10 - (10 amp), 15 - (15 amp), 20 - (20 amp), 25 - (25 amp), 30 - (30 amp),
35 - (35 amp), 40 - (40 amp), 60 - (60 amp)

Zone Protection:

F - (Fuse), B - (Circuit breaker)

Power Disconnect:

S - (Door switch), F - (Door switch with fuse), I - (Breaker)
B - (Door switch with breaker), N - (None)

Heater E-Stop:

E - (Door mounted button), N - (None)

Ground Fault Protection:

I - (Inlet power), Z - (One per zone), N - (None)

Sensor Connections:

J - (Type-J mini-connector), K - (Type-K mini-connector),
R - (RTD connector), X - (Type-J hardwire), Y - (Type-K hardwire), Z - (RTD hardwire)

Zone Controller Switch:

A - (One for all zones), Z - (One per zone), B - (Both), N - (None)

Enclosure:

C - (Mild Steel), F - (FRP with swing panel, (Nema 4X)), S - (Stainless steel)

Contact BriskHeat or your local distributor for ordering information.

MPC2 MULTI-POINT DIGITAL PID TEMPERATURE CONTROL PANEL

Configuration Notes

1. Supply power (inlet voltage) to be hardwired into MPC2 panel
2. Construction per NEMA 4 and 4X, as well as to CE standards, may limit options. NEMA 4X construction meets IP65 rating. Standard Construction is NEMA 1 and meets IP40 rating
3. Ensure voltage for heating elements match output voltages
4. If output current exceeds 40 amps, the heating elements **MUST** be hardwired
5. Not all voltage and feature options are compatible. Contact your local distributor or BriskHeat for more information
6. Straight blade and twist lock output connectors ARE NOT CE approved connections
7. When voltage is above 240, and amps are greater than 40 per zone, fused zone protection is required



MPC2 Multi-Point Digital PID Temperature Controller Accessories

Heater Adapter Cords, "XX" feet long

Part No.	Male Plug/Female Receptacle	Voltage	Amp Rating
PB12XX-BA11	Q 2/0 to NEMA 5-15R straight blade	120	15
PB12XX-CA11	Q 2/0 to NEMA ML-2R midget lock	125	15
PB14XX-HA13	Q 2/0 to NEMA L5-30R twist lock	120	30
PB42XX-EA11	Q 2/0 to NEMA 6-15R straight blade	240	15
PB42XX-LA11	Q 2/0 to Mate-in-Lok 3 position	240	15
PB43XX-A7A13	Q 2/0 to NEMA L6-20R twist lock	240	20
PB44XX-7A13	Q 2/0 to NEMA L6-30R twist lock	240	30
PB63XX-A7A13	Q 2/0 to NEMA L8-20R twist lock	480	20
PB82XX-9A7	Q 2/0 to 4 Pin CPC connector	300	15

"XX" represents cord length: 01=1 ft (0.3 m); 10=10 ft (3.0 m); 25=25 ft (7.6 m)

Heater Plugs

Part No.	Description	Wire Gauge	Amp Rating
20978-03M ^A	Harting Q2/0 male plug	14	15
20978-04M ^A	Harting Q2/0 male plug	12	20
20978-05M ^B	Harting Q2/0 male plug	10	30
20978-06M ^B	Harting Q2/0 male plug	8	40

^A Requires Harting Crimping Tool 03 99 000 0001

^B Requires Harting Crimping Tool 03 99 000 0377

Miscellaneous Accessories

Part No.	Description
41330-06	Temperature Control Module Communication Cable

For temperature sensors, see page 181.

SDX DIGITAL PID BENCHTOP TEMPERATURE CONTROLLER

NEW!

Features & Benefits

- ▶ Compact benchtop temperature controller with advanced PID control or on/off control capabilities
- ▶ 4-key touch pad interface
- ▶ For indoor, dry environment applications
- ▶ Includes 5 ft (1.5 m) temperature sensor and C14 power plug for wiring controller to heater

Specifications

Voltage: 100 – 240 VAC

Maximum Amp Load: 15 amps North America; 10 amps Europe

Temperature Control Range: 0°F to 999°F (0°C to 999°C)

Temperature Display Units: °F and °C

Sensor Input: Type-J or Type-K Thermocouple, or PT100-RTD

Accuracy: ±0.5% span ±1 digit at 77°F (25°C)

Alarms: Audible; Programmable for high or low absolute, or deviation

Input Power Cord/Connections: 6.5 ft (2 m) long with input power plug based on model

Output Power Cord/Connection: C13 receptacle with mating C14 plug

Special Features: Digital PID with Autotuning

Environmental Exposures:

Operating range: 32°F to 111°F (0°C to 44°C)

Storage range: -4°F to 158°F (-20°C to 70°C)


Relative humidity: < 95% non-condensing temperatures

Enclosure Dimensions: 6.4 in W x 2.6 in H x 9.5 in L
(162 mm D x 66 mm H x 241 mm L)

Bundles are available that include SDX controllers with our most popular heaters. See page 164.



Plug & Play Power Cord



Ordering Information

Controllers

Part No.	Voltage	Sensor Type	Input Plug Type	Power Cord Part No. (Included)	Approvals
SDXJA	100-125 VAC	Type-J T/C	NEMA 5-15	40911	cUL US LISTED
SDXKA		Type-K T/C			
SDXRA		PT100-RTD			
SDXJB	100-240 VAC	Type-J T/C	Ferrule Ends	40911-12	CE
SDXKB		Type-K T/C			
SDXRB		PT100-RTD			
SDXJC	100-240 VAC	Type-J T/C	NEMA 6-15	40911-01	cUL US LISTED
SDXKC		Type-K T/C			
SDXRC		PT100-RTD			
SDXJD	100-240 VAC	Type-J T/C	Schuko	41329-03	CE
SDXKD		Type-K T/C			
SDXRD		PT100-RTD			
SDXJE	100-240 VAC	Type-J T/C	UK Type G	40911-11	CE
SDXKE		Type-K T/C			
SDXRE		PT100-RTD			

For replacement sensors, see page 181.



SDX shown with HL high-limit controller and SRL heating blanket

SDC DIGITAL ON/OFF BENCHTOP TEMPERATURE CONTROLLER

Features & Benefits

- ▶ 3-key push button interface
- ▶ On/off control
- ▶ Compact benchtop design
- ▶ Compatible with a wide range of heaters
- ▶ For indoor, dry environment applications
- ▶ Includes thermocouple and fully integrated power cord

Specifications

Voltage: 120 or 240 VAC

Maximum Amp Load: 10 amps

Temperature Control Range*:

- Type-J models: -40°F to 700°F (-40 to 371°C)

- Type-K models: -40°F to 900°F (-40 to 482°C)

Temperature Display Units: °F or °C based on model

Sensor Input: 5 ft (1.5 m) Type-J or Type-K Thermocouple factory installed

Accuracy: ± 1% full span

Hysteresis: Adjustable setting from 1° to 99° (°F or °C)

Alarms: Audible; Programmable for high or low range

Input Power Cord/Connections: 5 ft (1.5 m) long with:

- 120 VAC model: NEMA 5-15 plug

- 240 VAC model: NEMA 6-15 plug (other options available)

Output Power Cord/Connection: 5 ft (1.5 m) long with:

- 120 VAC model: NEMA 5-15R receptacle

- 240 VAC model: NEMA 6-15R receptacle (other options available)

Special Features: Password protection for all parameters except set-point; Sensor break operation option

Environmental Exposures:

Operating range: 32°F to 158°F (0°C to 70°C)

Storage range: -4°F to 176°F (-20°C to 80°C)

Relative humidity: < 80% non-condensing temperatures

Enclosure Dimensions: 5.5 in W x 1.75 in H x 4.25 in D
(140 mm W x 45 mm H x 108 mm D)

*Maximum temperature based on thermocouple, not temperature controller range

Note: Other plug and receptacle options available. Contact BriskHeat for more information.



Plug & Play



Ordering Information

Part No.	Voltage	Sensor Type	Display °C or °F	Input Plug Type
SDC120JF-A	98-132 VAC	Type- J	° F	NEMA 5-15
SDC120KF-A		Type- K	° F	
SDC120JC-A		Type- J	° C	
SDC120KC-A		Type- K	° C	
SDC240JF-A	184-253 VAC	Type- J	° F	NEMA 6-15
SDC240KF-A		Type- K	° F	
SDC240JC-A		Type- J	° C	
SDC240KC-A		Type- K	° C	
SDC240JF-AE	184-253 VAC	Type- J	° F	Ferrule Ends*
SDC240KF-AE		Type- K	° F	
SDC240JC-AE		Type- J	° C	
SDC240KC-AE		Type- K	° C	

* Provided with loose NEMA 6-15 plug

Bundles are available that include SDC controllers with our most popular heaters. See options starting on page 164.

SDCE DIGITAL ON/OFF BENCHTOP TEMPERATURE CONTROLLER

Features & Benefits

- ▶ On/off control
- ▶ Includes factory-wired temperature sensor
- ▶ Ideal for use in dry, indoor environments
- ▶ Compact benchtop controller with 4-key touch pad interface
- ▶ Programmable in °F or °C
- ▶ Compatible with a wide range of heaters

Specifications

Voltage:

- 120 VAC model: 100 to 125 VAC
- 230 VAC model: 100 to 240 VAC

Maximum Amp Load: 8 amps @ 120/240 VAC

Temperature Control Range:

- Type-J model: -40°F to 698°F (-40°C to 370°C)
- Type-K model: -40°F to 899°F (-40°C to 482°C)
- PT100-RTD model: -58°F to 842°F (-50°C to 450°C)

Temperature Display Units: °F and °C

Sensor Input: 5 ft (1.5 m) Type-J or Type-K thermocouple or PT100-RTD factory installed

Accuracy: ± 0.5% span ± 1 digit at 77°F (25°C)

Hysteresis: Adjustable setting from 1°-99° (°F or °C)

Alarms: Audible; programmable for high or low range

Input Power Cord/Connections: Designated by model

Output Power Cord/Connection:

- 120 VAC model: NEMA 5-15R receptacle
- 230 VAC model: Neutrik receptacle with mating plug (PN: 41329-03)

Environmental Exposures:

- Operating range: 32°F to 100°F (0°C to 38°C)
- Storage range: -4°F to 158°F (-20°C to 70°C)
- Relative humidity: < 95% non-condensing temperatures

Enclosure Dimensions: 5.25 in W x 2.25 in H x 5 in D (133 mm W x 57 mm H x 127 mm D)

Applications

- R&D laboratory testing
- Food processing
- Emulsifying cosmetic components
- Industrial heating and drying
- Adhesive curing
- Gas handling
- Viscosity control
- Freeze protection



**Plug & Play
Power Cord**



120 VAC



230 VAC

Ordering Information

Part No.	Voltage	Sensor Type	Input Power Cord	Approvals
SDCERA	120V	PT100/RTD		
SDCEJA	120V	J-Type	6.6 ft (2 m) cord NEMA 5-15 plug	
SDCEKA	120V	K-Type		
SDCERB	230V	PT100/RTD		
SDCEJB	230V	J-Type	6.6 ft (2 m) cord ferrule-terminated leads	
SDCEKB	230V	K-Type		
SDCERC	230V	PT100/RTD		
SDCEJC	230V	J-Type	6.6 ft (2 m) cord NEMA 6-15 plug	
SDCEKC	230V	K-Type		
SDCERD	230V	PT100/RTD		
SDCEJD	230V	J-Type	6.6 ft (2 m) cord Schuko CEE 7/7 Plug	
SDCEKD	230V	K-Type		
SDCERE	230V	PT100/RTD		
SDCEJE	230V	J-Type	8.2 ft (2.5 m) cord UK Type G plug	
SDCEKE	230V	K-Type		

Bundles are available that include SDCE controllers with our most popular heaters. See options on page 164.

HL101 DIGITAL TEMPERATURE LIMIT CONTROLLER

NEW!

Provides current cutoff to separate temperature controllers or devices with built-in temperature control based on reaching or exceeding a programed high limit setpoint temperature.

Features & Benefits

- Includes receptacle to connect HL101 to existing temperature controller or controlled device*
- 4-key touch pad interface with manual reset
- 5 ft (1.5 m) power cord and 10 ft (3 m) temperature sensor included
- Adds high-limit safety cutoff for a wide range of indoor, dry environment applications
- Displays high limit or current temperature

Specifications

Voltage: 120 or 240 VAC (as ordered)

Maximum Amp Load: 15 amps

Temperature Control Range: 0°F to 999°F (0°C to 999°C)

Temperature Display Units: °F and °C (as ordered)

Sensor Input: Mini-connector, 10 ft (3 m) long, Type-J or Type-K Thermocouple (included)

Control Module: FM-approved with mechanical relay

Accuracy: ± 1% full scale

Alarms: Audible

Input Power Cord/Connections: 5 ft (1.5 m) long with input power plug based on model

Output Connection: Receptacle to match input cord

Environmental Exposures:

- Operating range: 32°F to 150°F (0°C to 66°C)
- Storage range: -4°F to 176°F (-20°C to 80°C)
- Relative humidity: < 95% non-condensing temperatures

Enclosure Dimensions: 5.25 in x 2.25 in x 5 in (133 mm x 57 mm x 127 mm)

* HL101 requires a temperature controller (sold separately) except where included on heater.



Plug & Play



120 VAC



240 VAC

Ordering Information

Part No.	Voltage	Sensor Type	Temperature Display	Input Plug/ Output Receptacle
HL120JA-F	120 VAC	Type-J T/C	°F	NEMA 5-15
HL120KA-F		Type-K T/C	°F	
HL120JA-C		Type-J T/C	°C	
HL120KA-C		Type-K T/C	°C	
HL240JC-F	240 VAC	Type-J T/C	°F	NEMA 6-15
HL240KC-F		Type-K T/C	°F	
HL240JC-C		Type-J T/C	°C	
HL240KC-C		Type-K T/C	°C	

All safety-critical components, enclosures and materials used in the manufacture of this product are UL Listed/ Recognized and suitably rated for the intended application.

Additional Temperature Sensors

HL101 includes 10 ft (3 m) long sensor

Part No. Type-J Sensor	Part No. Type-K Sensor	Length ft (m)	Connector Type
TAJN05-AA	TAKN05-DA	5 (1.5)	Mini
TAJN10-AA	TAKN10-DA	10 (3.0)	Mini
TAJN25-AA	TAKN25-DA	25 (7.6)	Mini

TEMPERATURE CONTROLLERS WITH HEATER BUNDLES

Features & Benefits

- ▶ Heaters and controllers designed to work together
- ▶ Customize solutions to meet your application needs
- ▶ Add accessories for safety and efficiency
- ▶ One-shop convenience

Choose your Heater*

- Heating tapes and cords
- Beaker heaters and mantles
- Silicone rubber heating blankets
- Heating cables
- Custom cloth jackets
- Band and cartridge heaters

Choose your Temperature Controller*

- SDX digital PID benchtop
- SDC digital on/off benchtop
- SDCE digital on/off benchtop (CE)
- LYNX® digital PID set
- TB4000/TC4000 high capacity wet-area
- BH-510/BH-610 digital wet-area controllers
- TC4X digital outdoor

Choose your Accessories*

- Temperature sensor
- HL101 high-limit safety cutoff
- Insul-Lock® insulation
- Silver-Series 2 Cloth insulators
- Adhesive tape
- Power plugs and connectors

*Voltage of heater and controller must match to be used together. Load rating of temperature controller must be higher than required by heater.

Contact BriskHeat for assistance in creating a customized bundle to meet your needs!



TC4000 HIGH-CAPACITY WET-AREA DIGITAL TEMPERATURE CONTROLLER

NEW!

Features & Benefits

- ▶ Single or dual-zone suitable for outdoor, indoor, or washdown industrial environments
- ▶ Ideal for applications up to 24 amps per zone
- ▶ Handles self-regulating cable in-rush and high-watt heaters
- ▶ Circuit breakers for over-current protection
- ▶ Heated version available

Specifications

Voltage: 100–240, 480 VAC single or 3-phase

Maximum Amp Load: 24 amps per zone

Temperature Control Range: -40°F to 999°F (-40°C to 999°C)

Temperature Display Units: °F and °C

Sensor Input: Type-J or Type-K thermocouple

Accuracy: ±0.5% current temperature

Hysteresis: Configurable and applied to alarm, 0 to 999° absolute or symmetrical

Alarms: Audible

Input Power Connections: Screw terminals

Output Power Connections: Cage clamps

Enclosure Rating/Classification Designation: NEMA 4X enclosure with clear door; IP65 (requires IP65 fittings)

Environmental Exposures:

- Operating Range:
 - N Version: 32°F to 104°F (0°C to 50°C)
 - L Version: -40°F to 104°F (-40°C to 40°C)
- Storage Range: -4°F to 158°F (-20°C to 70°C)
- Relative Humidity: 20–85% at 122°F (50°C)

Enclosure Dimensions/Mounting:

16 in W x 14 in H x 7 in D (406 mm W x 356 mm H x 178 mm D) with 4 wall mounting legs



Ordering Information

Part No. Matrix

TC4 X X X X

Control Zones:

- 1- Single Zone
- 2- Dual Zone

Current Rating:

- 1- One Output (30A)
- 2- Two Outputs (30A Each)

Voltage Rating:

- 1 - 100-240 VAC 1-Phase
- 2 - 480 VAC 1-Phase
- 3 - 100-240 VAC 3-Phase
- 4 - 480 VAC 3-Phase

Ambient Temp.:

- N: 32°F to 104°F (0°C to 40°C)
- L: -40°F to 104°F (-40°C to 40°C)

Accessories

Part No.	Description
TCJN10-AA	Type-J Thermocouple 10 ft long, mini-connector for outdoor use
TCJN25-AA	Type-J Thermocouple 25 ft long, mini-connector for outdoor use
TCKN10-DA	Type-K Thermocouple 10 ft long, mini-connector for outdoor use
TCKN25-DA	Type-K Thermocouple 25 ft long, mini-connector for outdoor use

TC4X DIGITAL TEMPERATURE CONTROLLER IN NEMA 4X ENCLOSURE

Features & Benefits

- ▶ 3-key touch pad interface
- ▶ Includes A99 temperature sensor
- ▶ On/off control with status indicator
- ▶ Compatible with a wide range of heating devices
- ▶ Outdoor and wet-area use — NEMA 4X/IP66 watertight plastic enclosure
- ▶ LCD display with adjustable backlighting
- ▶ Programmable in both °F and °C
- ▶ Easy menu-based programming

Specifications

Voltage: 110–240 VAC

Maximum Amp Load: 15 amps at 110–120 VAC; 10 amp at 208–240 VAC

Temperature Control Range: -30°F to 212°F (-34°C to 100°C)

Temperature Display Units: °F and °C

Sensor Input: A99 sensor for 1035 Ω at 77°F (25°C); 9 in (229 mm) or 78 in (1981 mm) factory installed

Accuracy: ± 2°F (1°C) between 5°F and 167°F (-15°C and 75°C); diverging to ± 3°F (2°C) at -40°F (-40°C) and 212°F (100°C)

Sensor Offset Range: ±5°F (3°C)

Output Relay: Single-pole, double throw (SPDT)

Input Power Cord/Connections: Hardwire; NEMA 4X/IP66 requires watertight fitting

Output Power Cord/Connection: Hardwire; NEMA 4X/IP66 requires watertight fitting

Special Features: Wiring options for SPDT normally open or closed; adjustable parameter lock; short cycle delay reduces wear

Environmental Exposures:

- Operating range: -40°F to 140°F (-40°C to 60°C)
- Storage range: -40°F to 185°F (-40°C to 85°C)
- Relative humidity: < 95% non-condensing temperatures

Enclosure Dimensions: 2.81 in W x 6.63 in H x 2.81 in D (71 mm W x 168 mm H x 71 mm D)



Ordering Information

Requires suitable watertight fitting for electrical connection (sold separately)

Part No.	Sensor Lead Length in (mm)
TC4X-1	9 (229)
TC4X-2	78 (1981)

Accessories

Part No.	Description
41276-04	0.5 in (13 mm) diameter watertight conduit fitting suitable for NEMA 4 and 6 enclosures. Fits cable 0.17 in to 0.45 in (4 mm to 11 mm) diameter
A99BB-200C	A99 PTC temperature sensor. 0.25 in (6 mm) diameter, 78 in (1981 mm) length
A99BB-600C	A99 temperature sensor. 0.25 in (6 mm) diameter, 240 in (6096 mm) length

BH-330 IN-LINE TEMPERATURE CONTROLLER & BH-310 REMOTE CONTROL

The BH-330 provides an “all in one” solution for process heating and control in an easy to install unit. Temperature monitoring and power to the heater are integrated into a single cable for a cleaner installation.

Features & Benefits

- ▶ Sleek in-line design
- ▶ LED status indicator
- ▶ Wireless remote control programming
- ▶ Adjustable min/max temperatures
- ▶ Accessories for wall or pipe mounting
- ▶ Outdoor and wet-area use
- ▶ Fast-adaptive-tuning adjusts control parameters to your process
- ▶ Heater and sensor wires in one connection

Specifications

Input Voltage: 90–260 VAC, 50–60 HZ

Maximum Amp Load: 10 amps

Temperature Control Range:

- Type-K Thermocouple: -328°F to 2462°F (-200°C to 1350°C)
- PT100-RTD: -13°F to 1112°F (-25°C to 600°C)

Temperature Display Units: None (requires WRZF310N-BH01 Remote)

Display: 3-color LED for signaling of operating conditions

Sensor Input Options: Option for Type-K thermocouple or PT100-RTD

Operation: Fast-Adaptive-Tuning (FAT)

Input Power Cord/Connections: 3.2 ft (1 m) long with 2-pin Schuko CEE 7/7 grounded plug

Output Power Cord/Connection: 1.9 ft (0.6 m) long with 6+PE connector

Safety Features:

Safety-shutdown-relay (breaks heating power circuit on sensor failure)

Environmental Exposure:

- Operating range: -4°F to 113°F (-20°C to 45°C)
- Storage range: -4°F to 185°F (-20°C to 85°C)
- Relative humidity: < 100% non-condensing temperatures

Enclosure Dimensions (including cables): 8.27 in L x 1.75 in W x 0.82 in H (210 mm L x 45 mm W x 21 mm H)

IP Rating: IP67



NEW!



Plug & Play



IR remote control required, sold separately



WRZMCH40-BH00
Wall mounting clip



WRZMCH41-BH00
Wall mounting clip with hook and loop strap

Ordering Information

Part No.	Description
WRL330PR-BH01	BH-330 in-line controller with PT100-RTD input
WRL330KR-BH02	BH-330 in-line controller with Type-K thermocouple input
WRZF310N-BH01	IR remote control programming unit (required)

Accessories

Part No.	Description
WRZMCH40-BH00	Wall mounting clip
WRZMCH41-BH01	Mounting clip with 9.8 in (250 mm) hook and loop strap
WRZMCH42-BH02	Mounting clip with 19.7 in (500 mm) hook and loop strap
WRZSOH904-BH01	Controller connection to heater- 6+PE style

BH-510 & BH-610 OUTDOOR DIGITAL CONTROLLERS WITH FAST-ADAPTIVE-TUNING

The BH-510 and BH-610 outdoor temperature controllers use Fast-Adaptive-Tuning (FAT) technology, optimizing the controller to adjust the logic between the setpoint temperature and actual temperature. They can be used in applications where accuracy is required, replacing PID controllers.

NEW!

Features & Benefits

- ▶ Outdoor and wet-area use
- ▶ 4-key touch pad interface
- ▶ Fast-adaptive-tuning adjusts control parameters to your process
- ▶ 5 programming languages
- ▶ Auto-detect temperature sensor
- ▶ Programmable in both °F and °C
- ▶ Remote control programming option
- ▶ Wall mount (optional)

Specifications

Input Voltage: 90–260 VAC, 50–60 HZ

Maximum Amp Load:

- BH-510: 10 amps (16 amps with external fuse)
- BH-610: 40 amps

Temperature Control Range:

- Type-K Thermocouple: -328°F to 2462°F (-200°C to 1350°C)
- PT100-RTD: -184°F to 1562°F (-120°C to 850°C)

Temperature Display Units: °C or °F

Sensor Input: Type-K, Type-J, Type-E, Type-N thermocouples; PT100 or PT1000 RTD

Accuracy: ± 3.6°F (2°C) up to 1292°F (700°C) <0.5% scale

Programming Languages: English, German, French, Spanish, and Japanese

Display: LCD graphic display with 3-color LEDs for signaling of operating conditions

Sensor Input Options: Type-K thermocouple, PT100-RTD or PT1000-RTD auto-detected, other thermocouple types programmable

Operation: Fast-adaptive-tuning (FAT)

Safety Features:

- All inputs potential-free with sensor break detection
- Hybrid Relay with safety-shutdown-relay (breaks heating power circuit on failure)
- Unfused connection requires external protection from overload or over-current

Environmental Exposure:

- Operating range: -4°F to 122°F (-20°C to 50°C)
- Storage range: -4°F to 185°F (-20°C to 85°C)
- Relative humidity: < 90% non-condensing temperatures

Enclosure Dimensions:

- BH-510: 5.94 in W x 4.92 in H x 2.36 in D (151 mm x 125 mm W x 60 mm)
- BH-610: 5.94 in W x 6.89 in H x 3.55 in D (151 mm x 175 mm W x 90 mm)

IP Rating: IP65 (when cover is closed)



BH-510



BH-610

NEW!

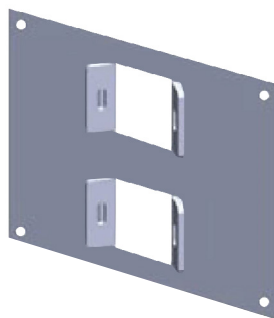
BH-510 & BH-610 OUTDOOR DIGITAL CONTROLLERS WITH FAST-ADAPTIVE-TUNING

Ordering Information

Part No.	Description
WRW510SR-BH01	BH-510 wall mounted outdoor temperature controller, 16A max
WRW610SR-BH01	BH-610 wall mounted outdoor temperature controller, 40A max

Accessories

Part No.	Description
WRZMW110-BH01	Aluminum bracket for wall mounting
WRZF310N-BH01	IR remote control programming unit
THR10-GA	RTD 100 Ohm 10 ft (3.0 m) long, with barrel tip and bare wire leads
THR25-GA	RTD 100 Ohm 25 ft (7.6 m) long, with barrel tip and bare wire leads
TCKN10-GA	Type-K thermocouple 10 ft (3.0 m) long, with barrel tip and bare wire leads
TCKN25-GA	Type-K thermocouple 25 ft (7.6 m) long, with barrel tip and bare wire leads
TCJN10-GA	Type-J thermocouple 10 ft (3.0 m) long, with barrel tip and bare wire leads
TCJN25-GA	Type-J thermocouple 25 ft (7.6 m) long, with barrel tip and bare wire leads



WRZMW110-BH01
Aluminum Bracket

REMOTE CONTROL PROGRAMMING UNIT FOR BH-330, BH-510, & BH-610

Features & Benefits

- Necessary to program in-line temperature controller
- Control range of 20 in (500 mm) up to 276 in (7000 mm)
- Displays PV (actual) and SV (set) temperatures
- Backlit LCD display
- Programs multiple controllers with individual setpoints
- Compatible with BH330, BH-510, and BH-610



WRZF310N-BH01 IR Remote Control Programming Unit

Specifications

Operating Range: 32°F to 104°F (0°C to 40°C)

Batteries: 1.5 VAC size AA x 2 (included)

Enclosure Dimensions: 5.3 in x 2.8 in x 0.9 in (135 mm x 70 mm x 24 mm)

Ordering Information

Part No.	Description
WRZF310N-BH01	IR remote control programming unit

TTD DIGITAL ON/OFF THERMOCOUPLE TEMPERATURE CONTROLLER

Features & Benefits

- ▶ Red LED display
- ▶ 3-key push button interface
- ▶ Fuse protection
- ▶ Optional mounting bracket
- ▶ Easy to use on/off digital controller with audible alarm
- ▶ Outdoors or indoors — NEMA 3X /IP64
- ▶ Available in three temperature ranges

Specifications

Voltage: 120 or 240 VAC

Maximum Amp Load: 15 amps

Temperature Control Range: 32°F to 175°F (0°C to 79°C); 32°F to 500°F (0°C to 260°C); 32°F to 999°F (0°C to 537°C)

Temperature Display Units: °F standard; °C on request

Sensor Input: Mini or standard type-K connection accuracy: ± 1% full scale

Resolution: 1°

Hysteresis: 5°

Alarms: Audible

Input Power Cords/Connections: 6 ft (1.8 m) long with

- 120 VAC model: NEMA 5-15 plug
- 240 VAC model: NEMA 6-15 plug

Output Power Cords/Connections: 4-pin receptacle with mating plug; IP67, NEMA 6P rated

Special Features: Mounting bracket included with TTD175-K120 and TTD175-K240

Environmental Exposures:

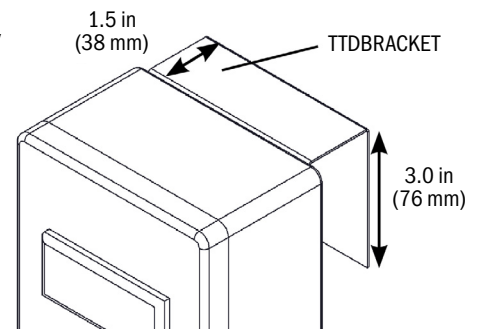
- Operating range: 14 to 131°F (-10 to 55°C)
- Storage range: -4 to 176°F (-20 to 80°C)

Enclosure Dimensions: 8 in x 4.75 in x 3.75 in (203 mm x 121 mm x 95 mm)

Enclosure Rating/Classification Designation: NEMA 3X; IP64



Plug & Play



TTDBRACKET Installation

Ordering Information

Part No. °F Display	Part No. °C Display	Volts	Range
TTD175-K120	TTD175-K120C	120	32 to 175°F (0 to 79°C)
TTD175-K240	TTD175-K240C	240	
TTD500-K120	TTD500-K120C	120	32 to 500°F (0 to 260°C)
TTD500-K240	TTD500-K240C	240	
TTD999-K120	TTD999-K120C	120	32 to 999°F (0 to 537°C)
TTD999-K240	TTD999-K240C	240	

Accessories

Part No.	Description
11646	Replacement IP67 four-pin (NEMA 6P equivalent) output male plug assembly
TTDBRACKET	Optional mounting bracket kit. Included with TTD175-K120 and TTD175-K240

Type-K thermocouple with mini connector

Part No. Outdoor Use	Part No. Indoor Use	Length ft (m)
TCKN05-DA	TAKN05-DA	5 (1.5)
TCKN10-DA	TAKN10-DA	10 (3.0)

Outdoor use thermocouple: PFA sleeving. Temperatures up to 500°F (260°C)

Indoor use thermocouple: Fiberglass sleeving. Temperatures up to 800°F (426°C)

ATEX HAZARDOUS-AREA DIGITAL CONTROLLER WITH LIMITER



Features & Benefits

- ▶ 2 RTD sensor connections (control and limit)
- ▶ Sensor break and short circuit signal indicators
- ▶ LED indicator lights
- ▶ Clear glass window for easy viewing

Explosion protection marking

- ATEX certified for hazardous areas
- Controller and limiter in one enclosure
- Robust aluminum enclosure with mounting plate and hardware
- Dual 3-digit displays for controller and limiter
- Adjustable energy limiter for low resistance elements

Explosion protection marking

Gas  II 2G Ex e mb IIC T3 Gb
Dust  II 2D Ex e mb IIIC T120°C Db
-40°C ≤ Ta ≤ +60°C (ambient temperature)

EC-type examination certificate

TÜV 10 ATEX 556065

Specifications

Voltage: 195–253 (230 nominal) VAC, 50–60 Hz

Maximum Amp Load: 25 amps

Temperature Control Range: 32°F to 842°F (0°C to 450°C)

Temperature Display Units: °C

Sensor Input: PT100-RTD (2 or 3-wire) terminals

Limit Switching Point: 3.6°F (2°C) below setpoint temperature

Hysteresis: 2°

Alarms: LED indicators with dry contacts

External Protection: 25 amp circuit breaker

Input and Output Power Connections: Strain relief cable glands included

Temperature Protection: Reversible temperature switch for enclosure

IP Rating: IP64

Environmental Exposures:

Operating range: -4°F to 104°F (-20°C to 40°C) Enclosure

Enclosure Dimensions: 10.2 in x 6.3 in x 5.3 in
(260 mm x 160 mm x 135 mm)

Weight: 13 lbs (6 kg)

NEW!



Applications

- Viscosity control
- Freeze protection
- Temperature maintenance
- Process heating and melting

Ordering Information

Part No.	Nominal Voltage	Sensor Input	Temperature Range	Maximum Amps
WEXRBL25-230ZESBH	230 VAC	PT100 RTD	32°F to 842°F (0°C to 450°C)	25



Required for use with all BriskHeat ATEX certified Gas Cylinder Warmers, IBC Heaters, and Full Coverage Drum Heaters. See options starting on page 134.

BH2100 SMART CONTROLLER

The S1 is a single-circuit IoT heat trace controller for use in snow melting, freeze protection, and temperature maintenance applications. The cloud connection enables advanced monitoring and notification of your heating system.

Features & Benefits

- ▶ WeatherWizard Technology activates heating system only when needed – can reduce energy costs by over 20%
- ▶ Access and monitor your heating system in the Cloud from anywhere, 24/7 – through Wi-Fi, Ethernet, or Cellular
- ▶ Building maintenance systems (BMS) integration through Modbus or BACnet
- ▶ Customized SMS and email notification alerts
- ▶ Current and temperature alarm configurations
- ▶ Thermistor or RTD for local temperature sensing
- ▶ Fire protection mode bypasses ground fault protection
- ▶ Dry contact for alarm output
- ▶ Double-pole relay allows for 240 VAC with 2 hot legs
- ▶ Designed for outdoor use with IP67 rating

Specifications

Voltage: 120–277 VAC, 50/60 Hz

Maximum Amp Load: 30 amps AC resistive

Temperature Control Range: 0°F to 300°F (-18°C to 149°C)

Hysteresis: 1°F to 35°F (-17°C to 2°C)

Temperature Display Units: °F and °C

Sensor Input: 19 ft long thermistor (included) or 3-wire RTD (PT100)

Accuracy: ±1% @ -40°C to 105°C

Alarm: LED and dry contact (NC 2-amp at 250 VAC)

Ground Fault Trip Level: 30–300 mA

Dry Contact Alarm: Normally closed, or open on alarm (contacts rated for 2 amps max at 250 VAC, 14–24 AWG)

Communications:

- S1-A: Wi-Fi 802.11 dual band 2.4 GHz & 5 GHz; ethernet RJ45 Cat 5 or 6
- S1-C: Cellular only
- TIA/EIA 485 (RS-485) Modbus (isolated 3-wire 2x signal w/GND, 14–24 AWG)
- BACnet IP & MS/TP via preconfigured SMC Gateway

Input/Output Connections: Screw terminals for 10–18 AWG wire

Environmental Exposure:

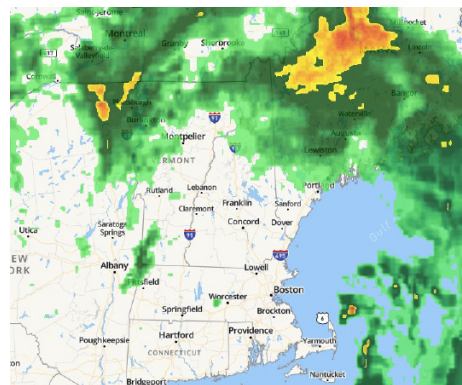
- Operating Range: -22°F to 158°F (-30°C to 70°C)
- IP Rating: IP67

Enclosure Dimensions: 6.3 in H x 3.7 in D x 7.6 W
(160 mm H x 92 mm D x 192 mm W)



NEW!

Easy mounting options



Link to weather data in your local area

TD101 AUTOMATIC ON/OFF THERMOSTAT CONTROL

Features & Benefits

- ▶ Weatherproof on/off thermostat control with temperature sensitive bimetal disc
- ▶ Mounts directly to heated surface
- ▶ Single pole double throw (SPDT) switch

Specifications

Voltage: 120–277 VAC UL (120–240 VAC CSA)

Maximum Amp Load: 25 amps

Temperature Control Range: See ordering table

Accuracy: $\pm 6^{\circ}\text{F}$ @ 50°F – 80°F range; $\pm 5^{\circ}\text{F}$ @ 81°F – 200°F range
($\pm 3.3^{\circ}\text{C}$ @ 10°C – 27°C range; $\pm 2.7^{\circ}\text{C}$ @ 27°C – 93°C range)

Connection Wiring: 4 ft (1.2 m) long bare wires

Housing Construction: Hermetically sealed black phenolic plastic housing

Mounting Bracket: 304 stainless steel bracket with (2) 0.17 in (4.3 mm) diameter holes

Environmental Operating Range: -40°F to 221°F (-40°C to 105°C)



Applications

TD101 is the ideal thermostat for individual circuits requiring a weatherproof device.

- Heat tracing for fluid systems
- Freeze protection
- Outdoor/wet area heating applications
- Over temperature limit switch or alarm



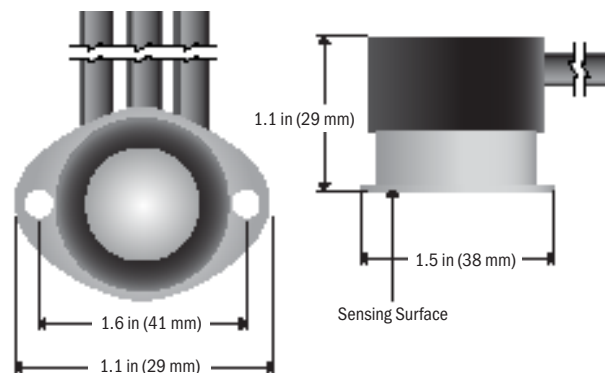
Moisture Resistant

Ordering Information

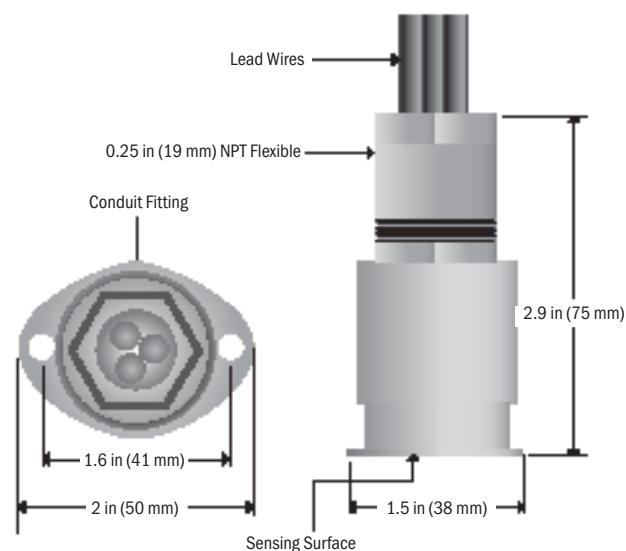
Part No.		Volts (VAC)	Amps	Settings	
Without Conduit Fitting	With Conduit Fitting			Close $^{\circ}\text{F}$ ($^{\circ}\text{C}$)	Open $^{\circ}\text{F}$ ($^{\circ}\text{C}$)
TD101N-050	TD101X-050	Up to 277	25	37 (3)	47 (9)
TD101N-060	TD101X-060	Up to 277	25	45 (7)	60 (16)
TD101N-075	TD101X-075	Up to 277	25	60 (16)	75 (24)
TD101N-105	TD101X-105	Up to 277	25	90 (32)	105 (41)
TD101N-200	TD101X-200	Up to 277	25	185 (85)	200 (93)



TD101N series



TD101X series (with conduit fitting)



TB110 HAZARDOUS-AREA BULB & CAPILLARY TEMPERATURE CONTROLLER

Features & Benefits

- ▶ Temperature control on heat tracing, freeze protection, and process maintenance applications
- ▶ Numerous temperature range choices to fit your application
- ▶ Suitable for hazardous-area environments

Specifications

Voltage: Up to 480 VAC

Maximum Amp Load: 22 amps

Temperature Display Unit: Dial setpoint °F and °C

Sensor Input: 304 stainless-steel bulb and capillary, 10 ft (3 m) long (remote sensing only)

Power Connections: Single pole double throw (SPDT) contacts

Average Accuracy: ±5°F (3°C)

Hysteresis: 6°F (3°C)

Repeatability: 1% of range

Enclosure Rating: NEMA 7 & 9, for hazardous areas

Environmental Exposure Temperature Range: -40°F to 160°F (-40°C to 71°C)



Class I Division 1 & 2 Group B, C, D
Class II Division 1 & 2 Group E, F, G
Class III
Class I, Zone 1, Group IIB + H2 T6



II 2 G Ex d IIC T6 Gb
II 2 D Ex tb IIC T85°C Db IP66
Tamb = -40°C to 75°C



Ex d IIC T6 Gb
Ex tb IIC T85°C Db IP66
Tamb = -40°C to 75°C

Ordering Information

Bulb and Capillary

Single set-point Part No.	Dual set-point Part No.	Set-point range	Bulb Dimensions	
			Diameter in (mm)	Length in (mm)
TB111N-325	TB112N-325	25°F-325°F (-4°C-163°C)	0.25 (6)	10.25 (200)
TB113N-650	TB114N-650	300°F-650°F (149°C-343°C)	0.25 (6)	12.50 (318)

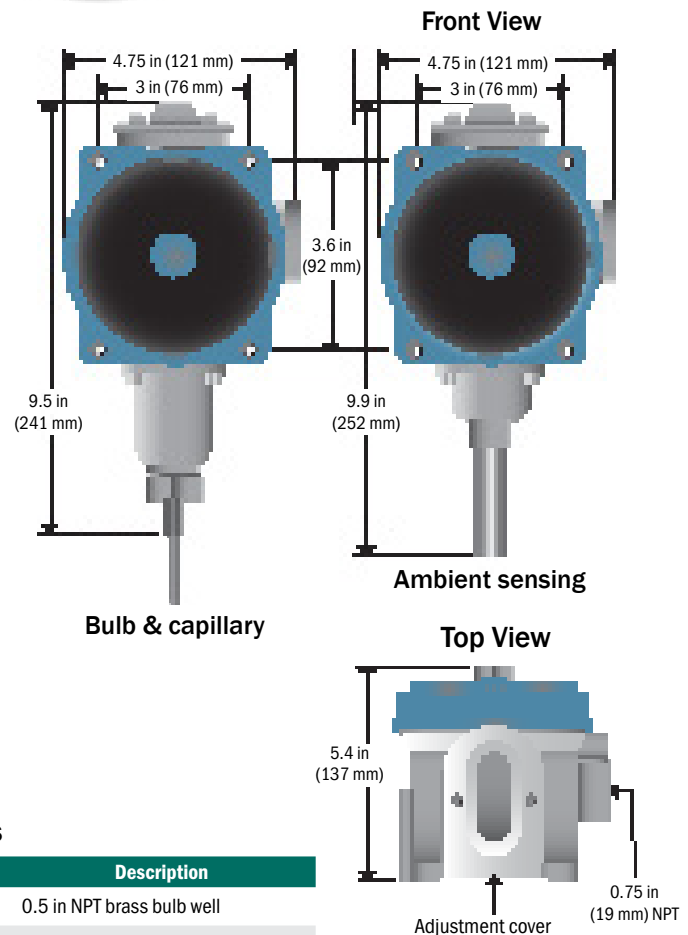

The Dual set-point controller has two independent set-point dials and two independent SPDT contacts allowing two different temperature set-points.

Ambient Sensing

Part No.	Set-point range	Bulb Dimensions	
		Diameter in (mm)	Length in (mm)
TB110N-140	15°F-140°F (-9°C-60°C)	0.56 (14)	2.69 (68)

Accessories

Part No.	Description
TB110N-BW	0.5 in NPT brass bulb well
TB110N-BWS	0.5 in NPT stainless steel bulb well



TB261N AMBIENT SENSING CAPILLARY TEMPERATURE CONTROLLER

Features & Benefits

- Controls based on ambient conditions
- Suitable for outdoor use
- Manually set desired temperature

Specifications

Voltage: Up to 277 VAC

Maximum Amp Load: 22 amps

Temperature Control Range: 20°F to 110°F

Temperature Display Unit: °F only

Sensor Type: Corrosion resistant vinyl-coated ambient sensing bulb and capillary

Hysteresis: 3°F (1.6°C)

Power Connection: Single pole double throw (SPDT) contacts

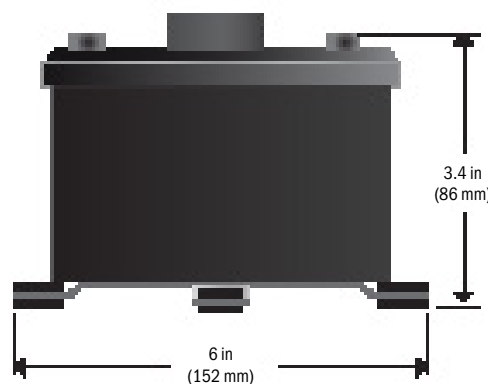
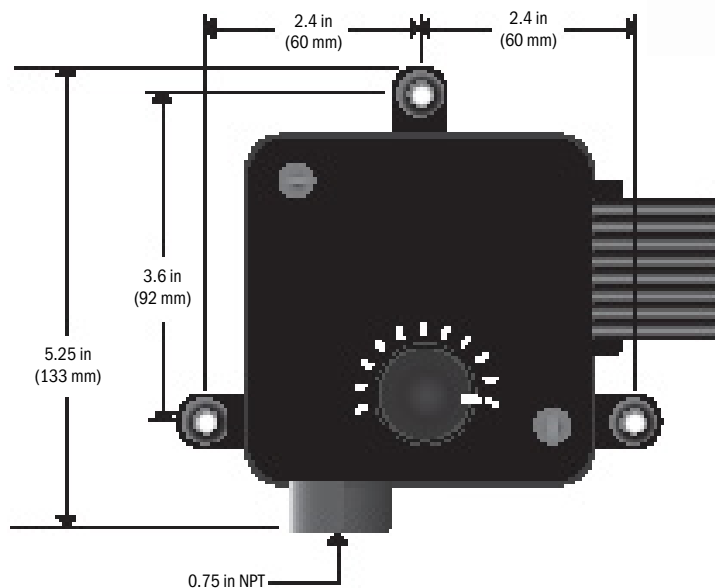
Environmental Exposure Operating Range: -40°F to 160°F
(-40°C to 71°C)

Enclosure Dimensions: 5.25 in x 6 in x 3.4 in
(133 mm x 152 mm x 86 mm)



Ordering Information

Part No.	Volts	Amps	Range
TB261N-110	Up to 277	22	20°F to 110°F (-7°C to 43°C)



TB250N ALL-PURPOSE BULB & CAPILLARY TEMPERATURE CONTROLLER

Features & Benefits

- ▶ 2 temperature ranges
- ▶ SPDT switch
- ▶ Suitable for outdoor use
- ▶ Simple dial setpoint
- ▶ NEMA 3R enclosure

Applications

- Heat tracing
- Freeze protection
- Process heating

Specifications

Voltage: Up to 277 VAC

Maximum Amp Load: 22 amps

Temperature Control Range: 0°F to 150°F, or 100°F to 250°F

Temperature Display Unit: Dial setpoint °F

Hysteresis: 6°F (3°C)

Sensor Input: Tinned copper bulb and capillary, 10 ft (3 m) long

Environmental Exposures:

Operating range: -40°F to 160°F (-40°C to 71°C)

Enclosure Dimensions: 5.6 in x 5.2 in x 3.4 in
(143 mm x 132 mm x 86 mm)

Bulb Dimensions

Diameter	Length
0.30 in (8 mm)	2.5 in (64 mm)



Ordering Information

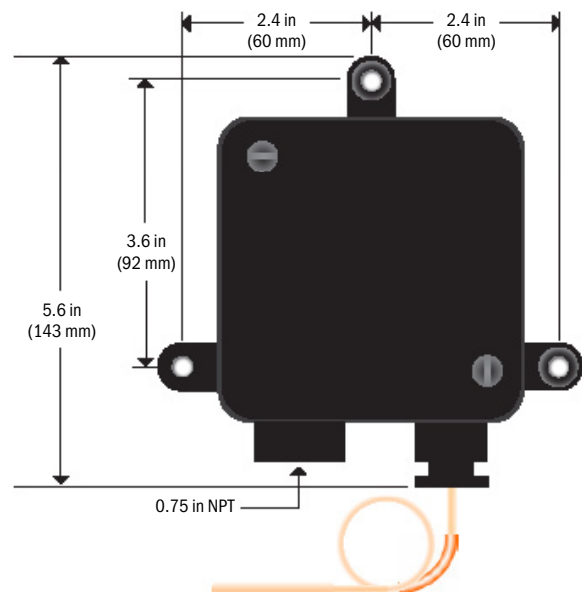
Part No.	Volts	Amps	Range
TB250N-150	Up to 277	22	0°F to 150°F (-18°C to 66°C)
TB250N-250	Up to 277	22	100°F to 250°F (38°C to 121°C)

Accessories

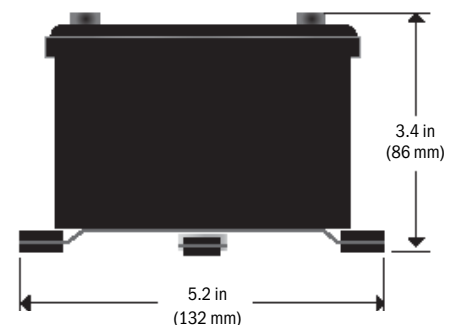
Part No.	Description
TB250N-2BW	0.5 in NPT x 2.8 in (71 mm) copper bulb well



Set point dial protected within a NEMA 3R enclosure



Front View



Top View

TB4000 HIGH-CAPACITY BULB & CAPILLARY TEMPERATURE CONTROLLER

Features & Benefits

- ▶ High amperage load up to 50 amps per zone
- ▶ Available with temperature cut off
- ▶ Suitable for outdoor use
- ▶ Simple dial setpoint
- ▶ Multiple configurations
- ▶ NEMA 4X enclosure
- ▶ Easy-view clear plastic door

Specifications

Voltage: 120, 240, 277, or 480 VAC with 3-phase option

Maximum Amp Load: Up to 50 amps per zone

Temperature Control Range: 0°F to 150°F, 50°F to 300°F, or 150°F to 650°F

Temperature Display Unit: Dial setpoint °F

Accuracy: ± 5°F (± 3°C)

Hysteresis: 2% of full scale

Sensor: 304 stainless-steel bulb and capillary, 10 ft (3 m) long

Environmental Exposure:

Operating range: -40°F to 160°F (-40°C to 71°C)

Enclosure Material: Plastic or stainless steel

Enclosure Dimensions: 5.6 in x 5.2 in x 3.4 in (143 mm x 132 mm x 86 mm)

Ordering Information

Part Number Matrix

TB 4 4 1 2 - 150

Product Series

Type of Enclosure

4- (Plastic), 5- (Metal)

Control Options

1- (Single Zone)

2- (Single with Low or High Temperature Alarm)

3- (Single with High Limit Cutout)

4- (Dual Zone)

Contactors

0- (No contactor / 15 amps - Single Phase)

1- (One contactor / 50 amps - Single or Three-Phase)

2- (Two contactors / 50 amps each - Single or Three-Phase)

Voltage

1- (120), 2- (240), 3- (277), 4- (480)

Temperature Range


150- (0 to 150 °F [-17 to 66 °C])

300- (50 to 300 °F [10 to 149 °C])

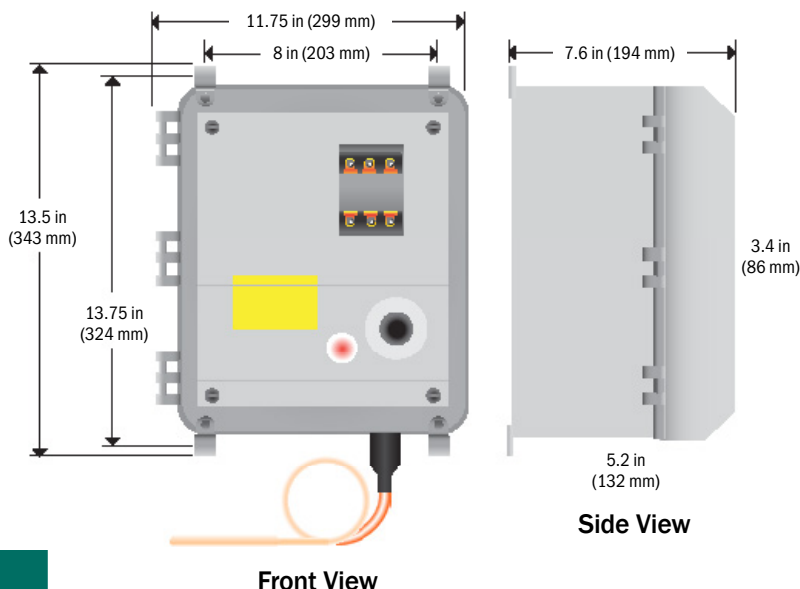
650- (150 to 650 °F [66 to 343 °C])

Bulb Dimensions

Temperature Range	Diameter in (mm)	Length in (mm)
0°F to 150°F (-18°C to 66°C)	0.38 (10)	6.88 (175)
50°F to 300°F (10°C to 149°C)	0.38 (10)	4.38 (111)
150°F to 650°F (66°C to 343°C)	0.38 (10)	3.63 (92)



Easy-to-set dial controller within NEMA 4X enclosure



Front View

Side View

TSO PORTABLE BULB & CAPILLARY TEMPERATURE CONTROLLER

Features & Benefits

- For indoor general purpose applications
- Manually set your desired temperature
- Portable, plug-and-play design
- Two temperature range choices to fit your application



Plug & Play

Specifications

Voltage: 120 VAC or 240 VAC

Maximum Amp Load: 15 amps

Temperature Control Range: 60°F to 250°F (16°C to 121°C)
or 150°F to 550°F (66°C to 288°C)

Temperature Display Unit: °F only

Sensor Input: Copper bulb and capillary, 4 ft (1.2 m) long

Accuracy: ±5°F (3°C)

Hysteresis: 6°F (3°C) Input

Power Cords/Connections:

6 ft (1.8 m) long with plug

- 120 VAC: NEMA 5-15

- 240 VAC: NEMA 6-15

Output Power Connections:

- 120 VAC: NEMA 5-15R

- 240 VAC: NEMA 6-15R

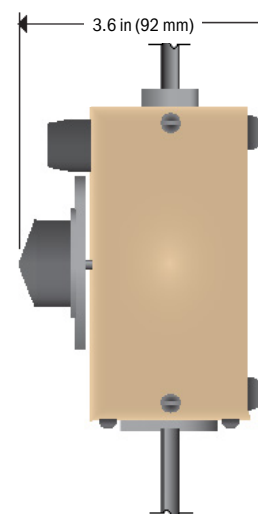
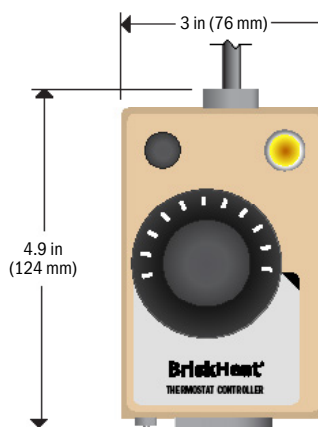
Environmental Exposure:

Operating range: -40°F to 160°F (-40°C to 71°C)

Enclosure Dimensions: 4.9 in x 3 in x 3.6 in
(124 mm x 76 mm x 90 mm)

Bulb Dimensions

Diameter in (mm)	Length in (mm)
0.38 (10)	4 (102)



Ordering Information

Part No.	Volts	Amps	Range
TS0991-250	120	15	60°F to 250°F (16°C to 121°C)
TS0991-550	120	15	150°F to 550°F (66°C to 288°C)
TS0992-250	240	15	60°F to 250°F (16°C to 121°C)
TS0992-550	240	15	150°F to 550°F (66°C to 288°C)

TP0 PORTABLE TIME PERCENTAGE CONTROLLER

Features & Benefits

- For indoor general purpose applications
- Portable, plug-and-play design
- Adjustable time percentage control

What is Time Percentage Control?

Time percentage control varies the proportion (length) of time the heater is in the “on or off” in heating mode. The heating application will determine the actual percentage setpoint required. The controller does not use a temperature sensor and therefore satisfactory operation requires occasional supervision under changing load conditions.

Specifications

Voltage: 120 or 240 VAC

Maximum Amp Load: 15 amps

Time Percentage Control: 5% to 100%

Input Power Cords/Connections: 6 ft (1.8 m) long with plug

- 120 VAC: NEMA 5-15
- 240 VAC: NEMA 6-15

Output Power Connections:

- 120 VAC: NEMA 5-15R
- 240 VAC: NEMA 6-15R

Environmental Exposure:

Operating range: -40°F to 160°F (-40°C to 71°C)

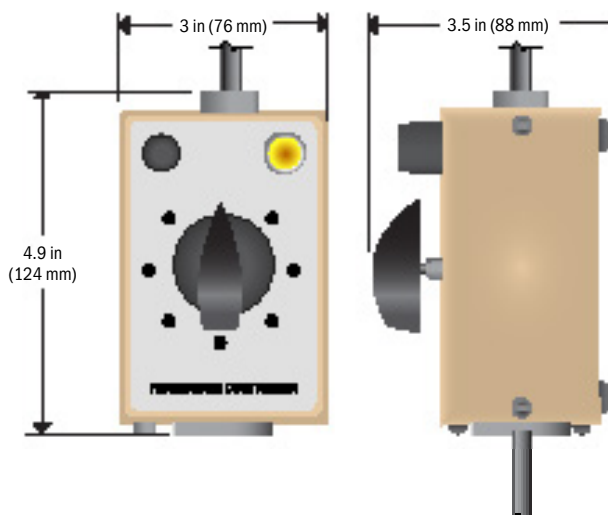
Enclosure Dimensions: 4.9 in x 3 in x 3.5 in
(124 mm x 76 mm x 88 mm)

Ordering Information

Part No.	Volts	Amps	Range
TP0941-000	120	15	5 to 100%
TP0942-000	240	15	5 to 100%



Plug & Play



COMMON POWER PLUGS & CONNECTOR INFORMATION

Ordering Part No. (Male Plug)	Description	Voltage	Plug	Approval	Rated Amps	Heater Plug Suffix	Mating Receptacle	Commonly Used	Image
N/A	Ferrule Ends	-	N/A	-	-	A	N/A	SDC, SDCE, SDX, SR Blankets, 240 VAC heaters	
10108	3 Pin, 3 Wire (Twist Lock)	125/250 VAC	N/A	UL	30	B	10127	Misc SR and SRL Blankets	
10113	2 Pin, 3 Wire (Straight Blade)	125 VAC	NEMA 5-15	UL; CSA	15	D	10131	LYNX® Dock Recp "A"	
10115	2 Pin, 2 Wire (Not grounded)	125 VAC	NEMA 1-15	UL	15	-	10115-02		
10119-01	ML-2 Mini-Twist Lock	125 VAC	NEMA ML-2	UL; CSA	15	-	10132-01	LYNX® Dock Recp "L"	
10431	2 Pin, 3 Wire (Twist Lock)	250 VAC	L6-15	UL; CSA	15	-	40205-01	LYNX® OI & Power "F"	
10478	2 Pin, 3 Wire (Straight Blade)	250 VAC	NEMA 6-15	UL; CSA	15	E	10434	LYNX® OI & Power "D" LYNX® Dock Recp "D"	
10814	2 Pin, 3 Wire (Twist Lock)	250 VAC	L6-30	UL; CSA; CE	30	G	10919	ACR®3 - "CE" versions 20937-240"	
11270	3 Pin, 4 Wire (Twist Lock)	250	L15-30	UL; CSA	30	C	11270-01	ACR®3 Output Cord for Heaters	
11670-04	2 Pin, 3 Wire IEC14 (m) IEC13 (f)	120/250 VAC	N/A	UL; CSA; VDE	10 @ 250 VAC	-	10134	LYNX® Dock Recp "G"	
11773-02	5 Pin, 5 Wire 3P +E+N	415 VAC	N/A	UL; CE	32	-	N/A	ACR®3 - "3CE" versions 20937-220"	
20585-03M*	9 Pos Amp Mate-N-Lok (Crimp Pins Included)	600 VAC	N/A	cRUus; CSA	15	-	20585-02	Used on LYNX® Docs and Harnesses	
20937-01*	3 Pin CPC Connector (Crimp Pins Included)	250 VAC	N/A	cRUus; CSA	30	H	20937-03	ACR®3 Power	
20971M*	7 Position CPC Connector (Crimp Pins Included)	600 VAC	N/A	cRUus; CSA	30	K	N/A	ACR®3 Heater	
20978-03M*	3 Position Harting HAN Q2/0 (Crimp Pins Included)	600 VAC	N/A	UL; CSA; CE	15	-	20978-11	MPC2 LYNX® Dock Recp "H"	
20978-20M*	Special Multipurpose Harting (Crimp Pins Included)	1000 VAC	N/A	CE	40	-	20978-22	Used on MPC2	
20978-33M*	5 Position Harting (Crimp Pins Included)	600 VAC	N/A	UL; CSA; CE	40	M	20978-32	ACR®3 - "3CE" versions	
40712	2 Pin, 3 Wire (Twist Lock)	125 VAC	L5-30	UL; CSA	30	F	40758	ACR®3 Power Input Cord	
41289-02	2 Pin, 3 Wire UK Type G	250 VAC	N/A	CE	15	-	N/A	LYNX® OI & Power "E"	
41289-05	2 Pin, 3 Wire Schuko CEE 7/7	250 VAC	N/A	CE	15	-	41289-06	LYNX® OI & Power "C"	

* Requires a crimping tool not provided by BriskHeat. Contact plug manufacturer for crimp tool assistance

STANDARD SENSOR OPTIONS

Temperature controllers are typically used to increase or decrease the amount of power used to heat or cool a process. There are a variety of thermocouple types made from different alloys which are calibrated to different ranges. The temperature controller receives a signal from the sensor and interprets it as a temperature. To provide the correct temperature, the controller type must match the sensor type. A Type-J thermocouple has to be paired with a

controller that is set to accept a signal from a Type-J thermocouple. Using incompatible sensors and controllers will provide inaccurate temperature measurements.

Sensor placement is important for proper process control. It should be located where the temperature is most critical and should maintain direct contact by using tape, paste, or epoxy.



PT100 RTD Outdoor Sensor with White PTFE Slewing

NOTE: Type-J and K Outdoor Sensors have Brown PTFE Slewing



Type-J or K Indoor Sensor with Fiberglass Slewing

Outdoor Rated Sensors

Part No. Type-J Sensor	Part No. Type-K Sensor	Part No. PT100 RTD Sensor	Length ft (m)	Connector Type
TCJN05-BA*	TCKN05-EA*	THRN05-LA*	5 (1.5)	Standard
TCJN10-BA*	TCKN10-EA*	THRN10-LA*	10 (3.0)	Standard
TCJN25-BA*	TCKN25-EA*	THRN25-LA*	25 (7.6)	Standard
TCJN05-AA	TCKN05-DA	THRN05-HA*	5 (1.5)	Mini
TCJN10-AA	TCKN10-DA	THRN10-HA*	10 (3.0)	Mini
TCJN25-AA	TCKN25-DA*	THRN25-HA	25 (7.6)	Mini
TCJN05-GA*	TCKN05-GA*	THRN05-GA*	5 (1.5)	Bare Leads
TCJN10-GA*	TCKN10-GA*	THRN10-GA*	10 (3.0)	Bare Leads
TCJN25-GA*	TCKN25-GA*	THRN25-GA*	25 (7.6)	Bare Leads

*Indicates new part

Indoor Rated Sensors

Part No. Type-J Sensor	Part No. Type-K Sensor	Length ft (m)	Connector Type
TAJN05-AA*	TAKN05-DA	5 (1.5)	Mini
TAJN10-AA*	TAKN10-DA	10 (3.0)	Mini
TAJN25-AA*	TAKN25-DA	25 (7.6)	Mini
TAJN05-GA*	TAKN05-GA*	5 (1.5)	Bare Leads
TAJN10-GA*	TAKN10-GA*	10 (3.0)	Bare Leads
TAJN25-GA*	TAKN25-GA*	25 (7.6)	Bare Leads
TAJN05-BA-ROHS**		5 (1.5)	Standard
TAKN05-EA-ROHS**		5 (1.5)	Standard
THRN05-JA-ROHS**		5 (1.5)	Standard

** Materials are RoHS compliant

Accessories

Part No.	Description
PSAT36A	Standard Fiberglass Tape Suitable for General Purpose Applications Size: 0.5 in x 108 ft (13 mm x 38 m) Silicone Adhesive Temp Limit: 392°F (200°C)
AAT2180	High Temperature Aluminum Tape Designed for applications above 392°F (200°C) Size: 2 in x 180 ft (51 mm x 55 m) Silicone Adhesive w/ Liner Temp Limit: 500°F (260°C)



Heat Conductive Putty

Used to fill voids between cable and pipe surface

Part No.	Description
HCP1	Size: 1 lb (0.5 kg)
HCP3	Size: 3 lb (1.4 kg)



HEAT

IT'S IN OUR NAME

BriskHeat has been meeting a diverse range of industrial heating needs since 1949. BriskHeat designs and manufactures flexible heating elements, control systems, and accessories that provide custom solutions for process heating, freeze protection, viscosity control, and condensation prevention.

BriskHeat's products are utilized in all types of markets from petrochemicals and semiconductors to food processing and biotech. And BriskHeat is THE WORLDWIDE leader in flexible surface heat trace products that meet the needs of global customers in virtually every industry.



BriskHeat®

4800 Hilton Corporate Drive
Columbus, OH 43232
800-848-7673 | 614-294-3376
BriskHeat.com
bhsales1@briskheat.com

HEATING MANTLES & BEAKERS



BriskHeat®

HEATING MANTLES FOR LABORATORY FLASKS

BriskHeat® Heating Mantles offer uniform heat distribution for round-bottom flasks. Whether the need is a self-standing mantle, a mantle to fit in a basket ring stand, or a full coverage zippered mantle, BriskHeat® Heating Mantles provide the solution.

Features & Benefits

- ▶ Molded to fit round-bottom flasks
- ▶ Basket ring stand or bench top models
- ▶ Temperatures up to 900 °F (482 °C)
- ▶ Low-watt density



Temperatures
Up to
900 °F (482 °C)



EASY WAYS TO ORDER

1. Contact your local distributor. Check BriskHeat.com to locate a local distributor.
2. Call BriskHeat® at 800-848-7673 or 614-294-3376. We have a staff of application specialists to solve your unique needs.
3. Order online at BriskHeat.com - 24/7.

PAYMENT TERMS

Credit Card Options



Net 30 Option

Net 30 Terms are available to qualified companies. Please contact your Account Manager for additional details.

METAL-HOUSED HEATING MANTLES

Features & Benefits

- ▶ Uniform heat distribution with round bottom flasks for temperatures up to 842°F (450°C)
- ▶ Chemical-resistant metal housing
- ▶ Safe to touch tabletop design
- ▶ Grounded for electrical safety
- ▶ Adjustable min/max heating for low/high volume contents
- ▶ Stir bar included with magnetic stirrer mantles
- ▶ Easy-to-use simple plug-and-play design
- ▶ Easy-to-clean
- ▶ Safe alternative to other heating methods like a Bunsen burner
- ▶ Suitable for high temperatures
- ▶ Durable, long life



Plug & Play



Temperatures
Up to
842°F (450°C)



(Models with crimped
ferrule leads)



with Magnetic Stirrer and Control

Specifications

Maximum Exposure Temperature: 842°F (450°C)

Outer Construction: Plastic coated chemical resistant housing

Voltage: 120 or 240 VAC

Power Cord: 5 ft (1.5 m) long with

- 120 VAC: 3-prong plug (NEMA 5-15P)
- 240 VAC: Crimped ferrule leads

IP Rating: IP20

Applications

- Heating and/or boiling liquid
- Distillation
- Chemical reactions
- Reflux set-ups
- Lab scale synthesis
- Storing culture media



with Control



without Control
external control required

METAL-HOUSED HEATING MANTLES

Heating basket provides uniform heat

Durable plastic-coated chemical resistant metal housing

Adjustable-speed stirring control (Max 1600 RPM)

On/off switch

LED heater-on indicator light

Egg-shaped magnetic stir bar (PTFE coated)

NEW!

5 ft (1.5 m) power cord with 3-prong plug (NEMA 5-15P) [120 V] or crimped ferrule leads [240 V]

Min/max heater control for low/high volume of flask contents

Time percentage on/off heater control

Ordering Information

WITH MAGNETIC STIRRER AND BUILT-IN CONTROLLER		WITH BUILT-IN CONTROLLER		NO CONTROLLER		Size (ml)	Total Watts
Part No.		Part No.		Part No.			
120 V		120 V	240 V	120 V	240 V		
-		HM0050MC1	HM0050MC2	HM0050MH1	HM0050MH2	50	60
HM0100MS1		HM0100MC1	HM0100MC2	HM0100MH1	HM0100MH2	100	110
HM0250MS1		HM0250MC1	HM0250MC2	HM0250MH1	HM0250MH2	250	165
HM0500MS1		HM0500MC1	HM0500MC2	HM0500MH1	HM0500MH2	500	220
HM1000MS1		HM1000MC1	HM1000MC2	HM1000MH1	HM1000MH2	1000	325
-		HM2000MC1	HM2000MC2	HM2000MH1	HM2000MH2	2000	545
-		HM3000MC1	HM3000MC2	HM3000MH1	HM3000MH2	3000	650
-		HM4000MC1	HM4000MC2	HM4000MH1	HM4000MH2	4000	815
-		HM5000MC1	HM5000MC2	HM5000MH1	HM5000MH2	5000	935
-		HM6000MC1	HM6000MC2	HM6000MH1	HM6000MH2	6000	1090

Replacement Stir Bar

Flask Size (ml)	Stir Bar Size in (mm)	Part No.
100	0.6 x 1.2 (15 x 30)	SB15X30
250	0.6 x 1.4 (15 x 35)	SB15X35
500	0.8 x 1.6 (20 x 40)	SB20X40
1000	0.8 x 2.0 (20 x 50)	SB20X50

Accessories

Description	Part No.
Support clamp for laboratory frame rods (Accommodates up to a 13 mm diameter rod).	HCLAMP
Converts a standard outlet into a GFCI protected outlet. For 120 VAC use, max 15A.	GFCI01



HCLAMP



GFCI01

CLOTH HEATING MANTLES FOR RING STANDS

Features & Benefits

- ▶ Applies uniform heat to round-bottom flasks —
Temperatures up to 842°F (450°C)
- ▶ Low-watt density
- ▶ Several styles and sizes to choose from
- ▶ Easily installs on basket ring stands
- ▶ Safe alternative to other heating methods
like a Bunsen burner
- ▶ Easy-to-use
- ▶ Suitable for high temperatures



Temperatures
Up to
842°F (450°C)



Lower Hemispherical Heating Mantle
page 188

Specifications

Maximum Exposure Temperature: 842°F (450°C)

Outer Construction: Fiberglass outer shell

Heating Element: Multi-stranded resistance wire for increased durability. Knit and braided for uniform heat coverage

Voltage: 120 or 240 VAC

Power Leads: 3 in (76 mm) long with

- 120 VAC: Twist lock connector (NEMA L1-15R) and 4 ft (1.2 m) long extension cord with 2-prong plug (NEMA 1-15P)
- 240 VAC: Crimped ferrule leads

IP Rating: IP20



Upper Hemispherical Heating Mantle
page 189



Installs easily on basket ring stands



Spherical Heating Mantle
page 189

CLOTH HEATING MANTLES FOR RING STANDS

Ordering Information

Lower Hemispherical Cloth Heating Mantle

Part No.		Size ml	Total Watts
120 VAC	240 VAC		
HM0050-HS1	HM0050-HS2	50	60
HM0100-HS1	HM0100-HS2	100	80
HM0125-HS1	HM0125-HS2	125	80
HM0200-HS1	HM0200-HS2	200	100
HM0250-HS1	HM0250-HS2	250	180
HM0500-HS1	HM0500-HS2	500	270
HM1000-HS1	HM1000-HS2	1000	380
HM2000-HS1	HM2000-HS2	2000	500
HM3000-HS1	HM3000-HS2	3000	500
HM5000-HS1	HM5000-HS2	5000	600
HM12000-HS1	HM12000-HS2	12000	1300



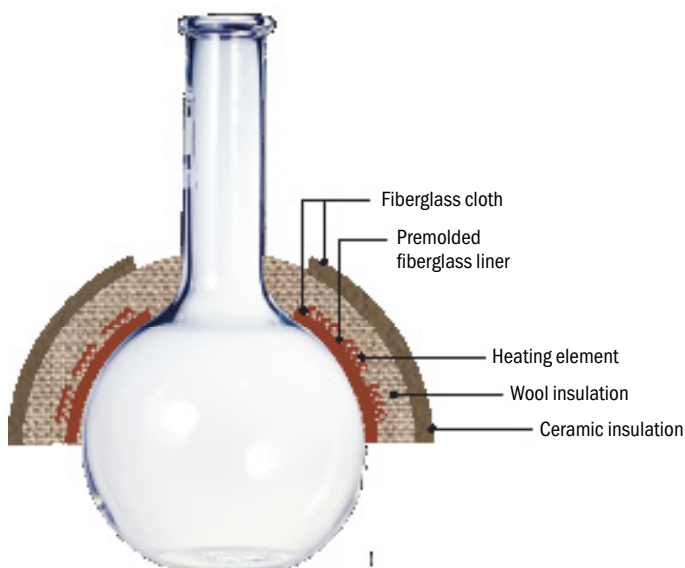
IMPORTANT: Temperature controller is required for these products. See options starting on page 145.

Custom Sizes and Designs Available: Contact BriskHeat® or your local distributor for more information.

CLOTH HEATING MANTLES FOR RING STANDS

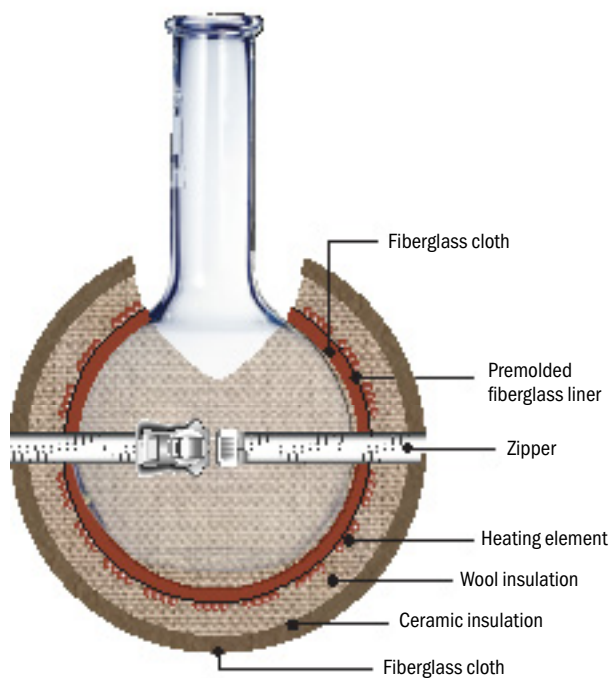
Upper Hemispherical Cloth Heating Mantle

Part No.		Size ml	Total Watts
120 VAC	240 VAC		
HM0250-TS1	HM0250-TS2	250	140
HM0500-TS1	HM0500-TS2	500	140
HM1000-TS1	HM1000-TS2	1000	140
HM2000-TS1	HM2000-TS2	2000	200
HM3000-TS1	HM3000-TS2	3000	200
HM5000-TS1	HM5000-TS2	5000	300



Spherical Cloth Heating Mantle

Part No.		Size ml	Total Watts	
120 VAC	240 VAC		upper	lower
HM0500-SS1	HM0500-SS2	500	0	270
HM1000-SS1	HM1000-SS2	1000	140	380
HM2000-SS1	HM2000-SS2	2000	200	500



IMPORTANT: Temperature controller is required for these products. See options starting on page 145.

Custom Sizes and Designs Available: Contact BriskHeat® or your local distributor for more information.

800-848-7673 | 614-294-3376 | BriskHeat.com | bhtsales1@briskheat.com

189

TABLETOP CLOTH HEATING MANTLES

Features & Benefits

- ▶ Self-supporting design can be placed directly on countertop
- ▶ Low-watt density
- ▶ Temperatures up to 900°F (482°C)
- ▶ Safe alternative to other heating methods like a Bunsen burner
- ▶ Easy viewing of flask contents
- ▶ Stackable for easy storage



Specifications

Maximum Exposure Temperature: 900°F (482°C)

Heating Element: Multi-stranded resistance wire for increased durability. Knit and braided for uniform heat coverage

Voltage: 120 or 240 VAC

Power Leads: 6 ft (1.8 m) long with
 – 120 VAC: 2-prong plug (NEMA 1-15P)
 – 240 VAC: NEMA 6-15 plug

IP Rating: IP20

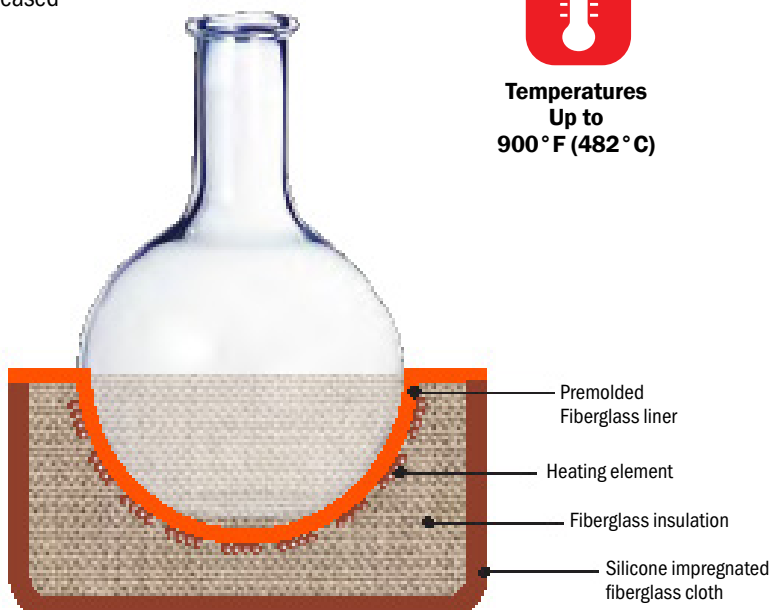


**Temperatures
Up to
900°F (482°C)**



Ordering Information

Part No.		Size ml	Total Watts
120 VAC	240 VAC		
HM0050VF1	HM0050VF2	50	52
HM0100VF1	HM0100VF2	100	70
HM0250VF1	HM0250VF2	250	143
HM0500VF1	HM0500VF2	500	210
HM1000VF1	HM1000VF2	1000	377
HM2000VF1	HM2000VF2	2000	520
HM3000VF1	HM3000VF2	3000	550
HM5000VF1	HM5000VF2	5000	620



IMPORTANT: Temperature controller is required for these products. See options starting on page 145.

Custom Sizes and Designs Available: Contact BriskHeat® or your local distributor for more information.

SILICONE RUBBER BEAKER HEATERS

Features & Benefits

- ▶ Provides even heat for Griffin and standard beaker heating applications
- ▶ Moisture and chemical resistant
- ▶ Easy installation with hook and loop fastener
- ▶ Grounded or non-grounded
- ▶ Removable and reusable
- ▶ Safe and even heat across entire surface of beaker
- ▶ Easy access to graduation

Specifications

Maximum Exposure Temperature: 450°F (232°C)

Voltage Options: 120 or 240 VAC

Closure Method: Hook and loop fastener

Outer Material: 15 mil fiberglass reinforced silicone rubber

Power Density: 5.0 W/in² (0.8 W/cm²)

Dielectric Strength: Over 2000 volts

Power Cord: 24 in (0.6 m) long

– 120 VAC: Standard 2-prong NEMA 1-15 Plug

– 240 VAC: Crimped ferrule leads

IP Rating: IP54



(Models with crimped ferrule leads)



**Moisture
& Chemical
Resistant**




GBH Series – Non-grounded

NEW!



GBHE Series – Grounded, CE approved



SILICONE RUBBER BEAKER HEATERS

Ordering Information

GBH Series: Non-Grounded

Part No. 120 VAC	Part No. 240 VAC	Size ml	Diameter in (mm)	Heater Height in (mm)	Heater Length in (mm)	Total Watts
GBH0250-1	GBH0250-2	250	2.7 (69)	3.0 (76)	12.25 (311)	150
GBH0400-1	GBH0400-2	400	3.0 (76)	3.5 (89)	13.75 (349)	200
GBH0600-1	GBH0600-2	600	3.6 (91)	4.0 (102)	15.00 (381)	250
GBH1000-1	GBH1000-2	1000	4.3 (109)	4.6 (117)	17.25 (438)	350

GBHE Series: Grounded, CE approved

NEW!

Part No. 240 VAC	Size ml	Diameter in (mm)	Heater Height in (mm)	Heater Length in (mm)	Total Watts
GBHE0250-2	250	2.7 (69)	3.25 (83)	12.25 (311)	150
GBHE0400-2	400	3.0 (76)	3.5 (89)	13.75 (349)	200
GBHE0600-2	600	3.6 (91)	4.0 (102)	15.00 (381)	250
GBHE1000-2	1000	4.3 (109)	4.6 (117)	17.25 (438)	350



(GBHE series only)



IMPORTANT: Temperature controller is required for these products. See options starting on page 145.
Need a different size or have a different object to heat? We can design a heater specifically for your application.
Contact BriskHeat® or your local distributor for more information.

Temperature Controllers for Heating Mantles & Beaker Heaters

SDX Digital PID Benchtop Temperature Controller



- Advanced PID control
- Plug & play
- More information on page 160

SDC/SDCE Digital On/Off Benchtop Temperature Controller



- On/off control
- Plug & play
- More information starting on page 161

LYNX Temperature Control Sets



- Compact PID controller
- Can be used individually or linked together as a system
- Plug & play
- More information on page 155

HL101 Digital Temperature Limit Controller




- Includes receptacle to connect HL101 to existing temperature controller or controlled device*
- 4-key touch pad interface with manual reset
- More information on page 163

* HL101 requires a temperature controller (sold separately except where included on heater)

Full selection of temperature controllers starting on page 145.

COMPOSITE **CURING**



BriskHeat®

ACR® 3 HOT BONDER

Features & Benefits


- ▶ Full-color touchscreen interface
- ▶ Dual vacuum system — built-in electric pump and vacuum venturi for each zone
- ▶ Single or dual zone
- ▶ 30 amp output per heat zone
- ▶ 10 thermocouple sensors per zone
- ▶ Audible and visual alarms for high and low temperature/vacuum limits
- ▶ Data logs digitally or through built-in printers
- ▶ Fast and simple data transfer with USB drive
- ▶ Includes everything you need
- ▶ Controls both heat and vacuum — Ideal solution for localized, on-the-spot composite curing, metal bonding, and 'out-of-autoclave/oven' processing applications
- ▶ Intuitive graphical touchscreen interface is easy-to-program and use
- ▶ Compact size allows users to easily transport hot bonder from job-to-job
- ▶ Completely self-contained and portable with built-in vacuum pump
- ▶ Secure — multiple levels of password protection
- ▶ Transfer your programs quickly from one bonder to another
- ▶ Simple post-cure data transfer and analysis — files can be transferred easily with USB drive and opened with spreadsheet and word processor programs including Microsoft® Excel® and Word®
- ▶ Rugged — hot bonder is enclosed in extra durable, high-impact hard case
- ▶ Multi-language support including English, German, Russian, and Chinese (Mandarin). Additional languages available upon request
- ▶ Update your hot bonder easily with the latest FREE software at BriskHeat.com

3
YEAR

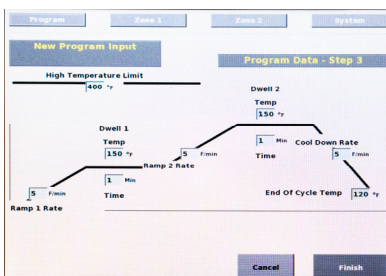
WARRANTY



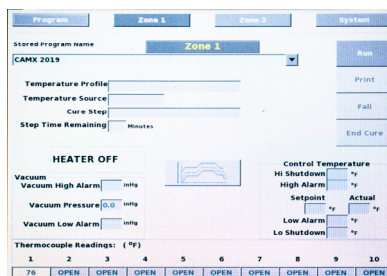
ACR3
HOT BONDER



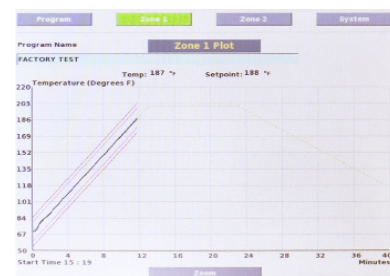
Easy-to-Transport



Quick 3-step programming



Stores up to 30 programs



Real-time graphing of cure

ACR® 3 HOT BONDER

Specifications:

General

Display: 8.4 in (213 mm) full-color touchscreen

Temperature Control Range: Up to 1400°F (760°C)

Temperature Display Units: °F or °C

Sensor Input: Type-J Thermocouples with mini connectors — 10 inputs per zone

Accuracy: ±3°F (1.67°C)

Temperature Measurement Source: Choice of average of all selected thermocouples (TCs), high TC, low TC, or one selected TC

Dimensions (Closed): Hot Bonder: 22 x 18 x 10 in (559 x 457 x 254 mm); Accessory Case: 19 x 15 x 7 in (483 x 381 x 178 mm)

Weight (Hot Bonder): Single Zone: 39 lbs (18 kg); Dual Zone: 48 lbs (22 kg)

Alarms: Audible and visual alarms for high and low temperature/vacuum limits

Data Storage: Stores up to 30 programs and last 12 cures on unit

Data Transfer: Through USB port — USB flash drive included

Data Logging: Logs digitally or through built-in printer: prints and records real-time status of cure including program parameters

Data Logging Intervals: 1 to 99 minutes

Security: Multiple levels of password protection

Power

Input Voltage: 100-130 VAC, 200-240 VAC

Maximum Amp Load per Zone: 30 amps

Frequency: 50-60 Hz

Ground Fault Protection: Input ground fault interrupter breaker protected

MAINS Supply Voltage Fluctuations: up to ±10% of the nominal voltage

Transient Over Voltages: Typically found on a Category II power source: i.e. a lighting circuit

Input Power Cord: 10 ft (3 m) long with choice of plug (1 per zone)

Heater Output Cord: 5 ft (1.5 m) long with receptacle compatible with BriskHeat Composite Curing Heating Blankets with 'C' plug. — Other heater output cords available upon request

Vacuum

Vacuum System: Built-in electric vacuum pump and vacuum venturi for each zone

Pressure: 28 inHg (711 mmHg)

Flow: 5.7 scfm (vacuum venturi); 0.9 scfm (electric vacuum pump)

Vacuum Units: Programmable to inHg or mmHg

Vacuum Adjustment: Ability to manually adjust pressure for each zone

Environment

Location: Intended for use in dry environments. Do not expose to wet spray.

Altitude: Up to 6,562 ft (2,000 m)

Storage Temperature Range: -4 to 140°F (-20 to 60°C)

Operating Temperature Range: 41 to 104°F (5 to 40°C)

Maximum Relative Humidity: 80% for temperatures up to 88°F (31°C) decreasing linearly to 50% relative to humidity at 104°F (40°C)

Pollution Degree: 2 — normally only non-conductive pollution occurs, however a temporary conductivity caused by condensation must be expected



Easy to use, color touch screen



Single Zone ACR® 3 Hot Bonder



Dual Zone ACR® 3 Hot Bonder



Select models

ACR® 3 HOT BONDER

Ordering Information

The ACR® 3 Hot Bonder can be purchased either as a kit with composite curing blankets or as a basic kit without composite curing blankets.

Kit with Composite Curing Blankets

Part Number	Number of Zones	Voltage	NSN*
ACR-3-S120KIT	1	120 VAC	4920-01-538-9296
ACR-3-S240KIT	1	240 VAC	4920-01-538-9296
ACR-3-D120KIT	2	120 VAC	4920-01-545-5200
ACR-3-D240KIT	2	240 VAC	4920-01-545-5200

* Please indicate voltage when ordering with NSN.

Kit with Blankets Includes

- ACR® 3 hot bonder unit
- One 10 in x 10 in (254 x 254 mm) SR composite curing blanket per zone
- One 12 in x 12 in (305 x 305 mm) SR composite curing blanket per zone
- One 16 in x 16 in (406 x 406 mm) SR composite curing blanket per zone
- 10 ft (3 m) vacuum hoses (2 per zone)
- 10 ft (3 m) input power Cord (1 per zone)
- 5 ft (1.5 m) heater output power cord (1 per zone)
- USB flash drive
- J-Type thermocouples (10 per zone)
- Standard connector adapters for thermocouple receptacles (10 per zone)
- Vacuum bag feed-throughs (2 per zone)
- Extra printer ribbon and paper (1 per zone)
- DVD training video

Kit without Blankets

Part No.	Number of Zones	Voltage	Input Power Plug NEMA Rating
ACR-3-S1	1	120 VAC	L5-30P
ACR-3-D1	2	120 VAC	L5-30P
ACR-3-S2	1	240 VAC	L6-30P
ACR-3-D2	2	240 VAC	L6-30P

Kit without Blankets Includes

- ACR® 3 hot bonder unit
- 10 ft (3 m) vacuum hoses (2 per zone)
- 10 ft (3 m) input power cord (1 per zone)
- 5 ft (1.5 m) heater output power cord (1 per zone)
- USB flash drive
- J-Type thermocouples (10 per zone)
- Standard connector adapters for thermocouple receptacles (10 per zone)
- Vacuum bag feed-throughs (2 per zone)
- Extra printer ribbon and paper (1 per zone)
- DVD training video



WARRANTY



ACR® 3 Hot Bonder Single Zone



10 in x 10 in
(254 x 254 mm)
SR curing blanket
(1 per zone)



12 in x 12 in
(305 x 305 mm)
SR curing blanket
(1 per zone)



16 in x 16 in
(406 x 406 mm)
SR curing blanket
(1 per zone)

CE Approved ACR® 3 Hot Bonders



Kit with Composite Curing Blankets

Part No.	Number of Zones	Voltage	Input Power Plug
ACR-3-S240KIT-CE	1	240 VAC	NEMA L6-30P Part No.: 10814
ACR-3-D240KIT-CE	2	240 VAC	NEMA L6-30P Part No.: 10814
ACR-3-S240-3KITCE	1	240 VAC	3P+E+N Part No.: 11773-02
ACR-3-D240-3KITCE	2	240 VAC	3P+E+N Part No.: 11773-02

Kit without Blankets

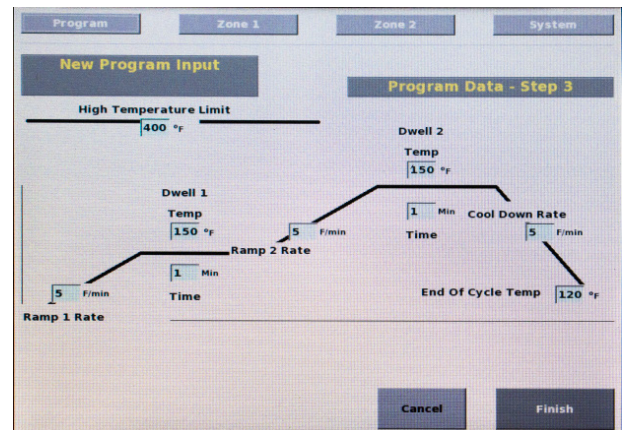
Part No.	Number of Zones	Voltage	Input Power Plug
ACR-3-S2-CE	1	240 VAC	NEMA L6-30P Part No.: 10814
ACR-3-D2-CE	2	240 VAC	NEMA L6-30P Part No.: 10814
ACR-3-S2-3CE	1	240 VAC	3P+E+N Part No.: 11773-02
ACR-3-D2-3CE	2	240 VAC	3P+E+N Part No.: 11773-02



ACR® 3 Hot Bonder
FREE Demonstration and
Training Video Included
and available online

ACR® MINIPRO™ HOT BONDER

- ▶ Easiest-to-use, fully-loaded hot bonder under 18 lbs (8 kgs)
- ▶ Full-color touchscreen interface
- ▶ Built-in vacuum venturi
- ▶ 20 or 30 amp output
- ▶ 10 thermocouple sensors
- ▶ Audible and visual alarms for high and low temperature/vacuum limits
- ▶ Fast and simple data transfer with USB drive
- ▶ Small and lightweight — cure composite materials anywhere
- ▶ Easy-to-carry and setup — even up towers, ladders, staircases, and on wings
- ▶ Intuitive graphical touchscreen interface is easy-to-program and use
- ▶ Secure — multiple levels of password protection
- ▶ Transfer your programs quickly from one bonder to another
- ▶ Simple post-cure data transfer and analysis — files can be transferred easily with USB drive and opened with spreadsheet and word processor programs including Microsoft® Excel® and Word®
- ▶ Rugged — hot bonder is enclosed in extra durable, high-impact hard case
- ▶ Multi-language support including English, German, Russian, and Chinese (Mandarin). Additional languages available upon request
- ▶ Update your hot bonder easily with the latest FREE software at www.BriskHeat.com



Specifications

General

Display: 8.4 in (213 mm) full-color touchscreen
Temperature Control Range: Up to 1400°F (760°C)
Temperature Display Units: °F or °C
Sensor Input: Type-J Thermocouples with mini connectors — 10 inputs
Accuracy: ±3°F (1.67°C)
Temperature Measurement Source: Choice of average of all selected thermocouples (TCs), high TC, low TC, or one selected TC
Dimensions (Closed): 16.44 x 13.13 x 6.81 in (418 x 333 x 173 mm)
Weight: Under 18 lbs (8 kg)

Alarms: Audible and visual alarms for high and low temperature/vacuum limits

Data Storage: Stores up to 30 programs and last 12 cures on unit

Data Transfer: Through USB port — USB flash drive included

Data Logging: Logs digitally and records real-time status of cure including program parameters

Data Logging Intervals: 1 to 99 minutes

Security: Multiple levels of password protection

ACR® MINIPRO™ HOT BONDER

Specifications (continued)

Power

Input Voltage: 100-130 or 200-240 VAC

Maximum Amp Load: 20 or 30 amp models

Frequency: 50-60 Hz

Ground Fault Protection: Input ground fault interrupter breaker protected

MAINS Supply Voltage Fluctuations: up to $\pm 10\%$ of the nominal voltage

Transient Over Voltages: Typically found on a Category II power source: i.e. a lighting circuit

Input Power Cord: 10 ft (3 m) long with bare wire leads (1 per zone)

Heater Output Cord: 5 ft (1.5 m) long with receptacle compatible with BriskHeat Composite Curing Heating Blankets with 'C' plug. — Other heater output cords available upon request

Vacuum

Vacuum System: Built-in vacuum venturi pump — requires 80 psi compressed air for 28 inHg (711 mmHg) vacuum

Vacuum Units: Programmable to inHg or mmHg

Environment

Location: Intended for use in dry environments. Do not expose to wet spray

Altitude: Up to 6,562 ft (2,000 m)

Storage Temperature Range: -4 to 140°F (-20 to 60°C)

Operating Temperature Range: 41 to 104°F (5 to 40°C)

Maximum Relative Humidity: 80% for temperatures up to 88°F (31°C) decreasing linearly to 50% relative to humidity at 104°F (40°C)

Pollution Degree: 2 — normally only non-conductive pollution occurs, however a temporary conductivity caused by condensation must be expected



Ordering Information

Part No.	Maximum Amp Load	Voltage
ACR-3-MINI	20	Universal
ACR-3-MINI-30	30	Universal

Includes

- ACR® MiniPRO™ hot bonder unit
- One 10 ft (3 m) vacuum hose
- One vacuum bag feed-through
- One 10 ft (3 m) input power cord (plug sold separately*)
- One 5 ft (1.5 m) heater output power cord
- USB flash disk
- Ten J-Type thermocouples
- Ten standard connector adapters for thermocouple receptacles

Deluxe Packages with Heating Blankets

Part No.	Description
ACR-MINI-120KIT	ACR-3-MINI (20 amp) with 120 V Heating Blankets <ul style="list-style-type: none"> - One 10 in x 10 in (254 mm x 254 mm) SR heating blanket - One 12 in x 12 in (305 mm x 305 mm) SR heating blanket - One 16 in x 16 in (406 mm x 406 mm) SR heating blanket
ACR-MINI-240KIT	ACR-3-MINI (20 amp) with 240V Heating Blankets <ul style="list-style-type: none"> - One 10 in x 10 in (254 mm x 254 mm) SR heating blanket - One 12 in x 12 in (305 mm x 305 mm) SR heating blanket - One 16 in x 16 in (406 mm x 406 mm) SR heating blanket

Input Power Plugs*

Part No.	Description
40712	Nema L5-30, 2-pin 3-wire 125 VAC twist lock
10814	Nema L6-30, 2-pin 3-wire 250 VAC twist lock

*See page 180 for other power plug options.

ACR®3 & ACR® MINIPRO™ ACCESSORIES

Vacuum gauge

Part No.	Description
49758-35	Vacuum gauge

Vacuum hose

Part No.	Description
20938	Replacement vacuum hose; 10 ft (3 m)

Vacuum bag feed-through

Part No.	Description
20931	Replacement vacuum bag feed-through

Printer paper and ribbon

Part No.	Description
40795-01	1 roll of printer paper
40795-02	Replacement printer ribbon

USB flash drive and training video

Part No.	Description
11514-03	USB flash drive
DVD-ACR3-001	ACR® training video DVD

Type-J thermocouples, extensions, and adaptors

Part No.	Description
11510	5 pack Type-J thermocouples rated to 425°F (218°C), 6 ft (1.8 m) 30 gage with mini connectors
11510-02	5 pack Type-J thermocouples rated to 900°F (482°C), 6 ft (1.8 m) 30 gage with mini connectors
11510-01	Type-J 10 ft (3 m) 24 gage extension rated to 425°F (218°C) with mini connector
11510-03	Type-J 10 ft (3 m) 24 gage extension rated to 900°F (482°C) with mini connector
41253	T/C adaptor, std female to mini male

Input power cords

Part No.	Description
20937-120	120 VAC 10 ft (3 m) input power cord with L5-30 plug
20937-240	240 VAC 10 ft (3 m) input power cord with L6-30 plug
20937-220	240 VAC 10 ft (3 m) input power cord with 3P+E+N plug

Output power cords

Part No.	Description
20936-01	120/240 VAC 5 ft (1.5 m) output power cord with L15-30 receptacle

Calibration Services & Plans for ACR® Hot Bonders

Calibration Service

Part No.	Description
ACR3CALS	Calibration service for ACR®3 single zone hot bonder. Recommended to be done annually
ACR3CALD	Calibration service for ACR®3 dual zone hot bonder. Recommended to be done annually

3-Year Calibration Plan

Part No.	Description
ACR3CALS3-2	3-year calibration plan for ACR®3 single zone hot bonder
ACR3CALD3-2	3-year calibration plan for ACR®3 dual zone hot bonder

EASY WAYS TO ORDER

1. Contact your local distributor. Check BriskHeat.com to locate a local distributor.
2. Call BriskHeat® at 800-848-7673 or 614-294-3376. We have a staff of application specialists to solve your unique needs.
3. Order online at BriskHeat.com - 24/7.

PAYMENT TERMS

Credit Card Options



Net 30 Option

Net 30 Terms are available to qualified companies. Please contact your Account Manager for additional details.

TABLETOP COMPOSITE CURING CONTROLLER

Features & Benefits

- Provides basic temperature control for composite curing applications
- Portable, lightweight, and self-contained
- Eight-segment ramp/soak control
- Dual display shows set-point and actual temperature
- High amperage capability: up to 30 amp

Specifications

Maximum Temperature Control: 400°F (204°C)

Temperature Control: Automatic tuning of PID parameters

Temperature Display Units: °F or °C

Accuracy: ±1 least significant digit

Alarms: Visual and audible alarms; 14 programmable alarm types

Input Voltage: 100-130 VAC, 200-240 VAC, 50-60 Hz

Maximum Amp Load: 30 amps

Sensor Input: Accepts standard and mini Type-J thermocouple connectors

Sensor Break Protection: Included

Security: Program security lock levels

Power Cord: 6 ft (1.8 m) long with bare wire leads. See page 207 for plug choices (sold separately)



Ordering Information

TT Tabletop Controller Kit

Part No.	Description
TT30D-S16	Tabletop Temperature Controller Kit

TT Tabletop Controller Kit includes...

- One TT Tabletop Controller unit
- One 20 ft (6 m) Type-J Thermocouple
- One 10 ft (3 m) Heater Output Cord



Accessories

Part No.	Description
20950	Venturi pump. Converts shop/compressed air to vacuum. Requires shop/compressed air.
49758-35	Vacuum gage
20938	10 ft (3 m) vacuum hose
20931	Vacuum bag feed-through
49909-01	20 ft (6 m) Type-J Thermocouple



Add Vacuum Capabilities with Optional Venturi Pump



Deluxe Packages With Heating Blankets

Part No.	Description
TT30D-S16-120KIT	TT30D-S16 with 120 V Heating Blankets <ul style="list-style-type: none"> - One 10 in x 10 in (254 mm x 254 mm) SR heating blanket - One 12 in x 12 in (305 mm x 305 mm) SR heating blanket
TT30D-S16-240KIT	TT30D-S16 with 240 V Heating Blankets <ul style="list-style-type: none"> - One 10 in x 10 in (254 mm x 254 mm) SR heating blanket - One 12 in x 12 in (305 mm x 305 mm) SR heating blanket
TT30D-S16-VACKIT	TT30D-S16 with Vacuum Kit <ul style="list-style-type: none"> - One Venturi pump - One 10 ft (3 m) vacuum hose - One vacuum feed-through

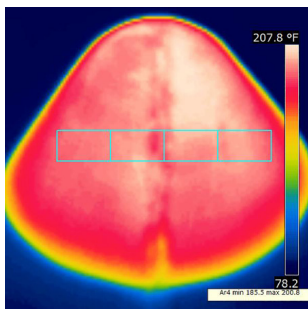
COMPOSITE CURING HEATING BLANKETS

Features & Benefits

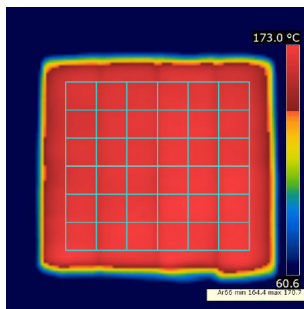
- ▶ Highly flexible with bend radii as small as 0.25 in (6 mm) — perfect for leading and trailing edge curing applications
- ▶ Extremely durable — eliminates the hassle and cost of replacing failed curing blankets
- ▶ Uniform temperatures for nearly any shape and size — up to 4 ft x 11 ft (1.2 m x 3.3 m)
- ▶ Three-dimensional molded heaters available to provide perfect fit on objects like radomes
- ▶ Heaters available with built-in vacuum seal eliminating need to vacuum bag
- ▶ High temperature options — up to 1100° F (593° C)
- ▶ Boeing approved heaters available



Extremely flexible and durable silicone rubber heating blankets
See page 203



Provides uniform, even heat across surface



High-temperature heaters available for up to 1100° F (593° C)
See page 206

Mold Heating - Hot Debulk Solutions



Portable and Energy Efficient No Oven Required!

- BriskHeat Cloth Insulated Heaters drape directly over the mold creating its own efficient oven
- Eliminates the extensive costs, inefficiency, and energy consumption of ovens
- Ideal for mold preheating and hot debulk

Custom Sizes and Designs Available: Contact BriskHeat® or your local distributor for more information.

SILICONE RUBBER COMPOSITE CURING HEATING BLANKETS

Features & Benefits

- ▶ Most durable and flexible composite curing heating blankets
- ▶ Flexible to 0.25 in (6 mm) radii
- ▶ Quick, efficient heat up to 450°F (232°C)
- ▶ Sizes up to 4 ft x 11 ft (1.2 m x 3.3 m)
- ▶ Moisture, chemical, and radiation resistant
- ▶ Boeing approved blankets available upon request
- ▶ Compatible with ACR® hot bonders and your current equipment— wide variety of power plug choices
- ▶ Flexibility makes it suitable for leading and trailing edge applications
- ▶ Durability eliminates the hassle and cost of replacing failed curing blankets
- ▶ Can be used on horizontal and vertical surfaces and on sharp radii surfaces without removing the damaged section
- ▶ Uniform, even heat throughout surface being heated
- ▶ Heater provides smooth surface against repair — no imprints on repaired surface left behind



Specifications

Flexibility: up to 0.25 in (6 mm) radii

Maximum Exposure Temperature: 450°F (232°C)

Power Density: 5 watts/in² (0.78 watts/cm²). Other power densities available upon request.

Heater Construction: Heating element laminated between two layers of silicone rubber, 66-mil thick

Silicone Rubber Density: 66 oz/yd² (2237 grams/m²)

Dielectric Strength: Over 2000 volts

Strain Relief: Built through entire edge of blanket for increased durability

Power Cord: 6 ft (1.8 m) long with choice of power plug. See page 207 for choices

IP Rating: IP54



SILICONE RUBBER COMPOSITE CURING HEATING BLANKETS

Ordering Information

Part Number Matrix

Part Number Matrix	SR	5	120	06X12	C
Product Series:					
Watt Density:					
Voltage:					
Dimensions:					
Power Plug:					

5-(5 watts/in²)

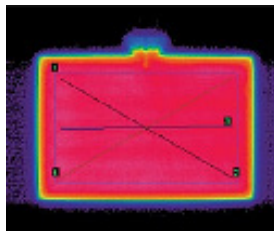
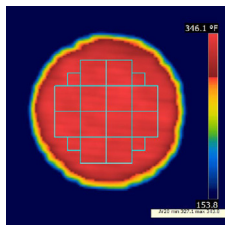
120-(120VAC), 240 (240VAC)

Rectangular, 06X12-(6 in x 12 in)

Round, 12D-(12 in diameter)

See page 207 for choices

Contact us about Boeing Approved heaters and custom options



Custom designs and temperature uniformity testing available upon request

- Cutouts
- Holes
- Notches
- Uniformity testing
- Unique shapes and sizes
- Lead exit locations
- Built-in thermocouples


Standard Sizes and Wattage

Rectangular

Width in (mm)	Length in (mm)	Total Watts
6 (152)	6 (152)	180
6 (152)	12 (305)	360
6 (152)	24 (610)	720
8 (203)	8 (203)	320
10 (254)	10 (254)	500
12 (305)	12 (305)	720
12 (305)	24 (610)	1440
16 (406)	16 (406)	1280
18 (457)	18 (457)	1620
24 (610)	24 (610)	2880

Round

Diameter in (mm)	Total Watts
6 (152)	140
8 (203)	250
10 (254)	395
12 (305)	565
14 (356)	770
16 (406)	1005



Large sizes up to 4 ft x 11 ft (1.2 m x 3.3 m)

IMPORTANT: Temperature controller is required for this product. BriskHeat recommends the ACR® 3 or MiniPro™ Hot Bonder. See options starting on page 194.



SILICONE RUBBER COMPOSITE CURING HEATING BLANKETS WITH VACUUM SEAL

Features & Benefits

- ▶ Both a heater and a reusable vacuum bag
- ▶ Quick, efficient heat up to 450°F (232°C)
- ▶ Moisture, chemical, and radiation resistant
- ▶ Compatible with ACR® hot bonders and your current equipment— wide variety of power plug choice
- ▶ Saves time and money — Vacuum ports built into blanket eliminate the need for vacuum bagging materials and vacuum bagging step
- ▶ Optional blanket seal around edge of heater eliminates need for tacky/sealant tape

Specifications

Flexibility: With blanket seal: 3 in (76 mm) radii; Without blanket seal: 0.25 in (6 mm) radii

Maximum Exposure Temperature: 450°F (232°C)

Power Density: 5 watts/in² (0.78 watts/cm²). Other power densities available upon request

Heater Construction: Heating element laminated between two layers of silicone rubber, 66-mil thick

Silicone Rubber Density: 66 oz/yd² (2237 grams/m²)

Dielectric Strength: Over 2000 volts

Power Cord: 6 ft (1.8 m) long with choice of power plug.

See page 207 for choices

IP Rating: IP54



Ordering Information

Part Number Matrix	SRV	5	120	12X12	S	C
Product Series: _____						
Watt Density: _____ 5-(5 watts/in ²)						
Voltage: _____ 120-(120 VAC), 240-(240 VAC)						
Heated Area Dimensions: _____ Rectangular, 12 x 12-(12 in x 12 in)/Round, 12D-(12 in diameter)						
Blanket Seal: _____ S-(with Seal), Blank-(N Seal)						
Power Plug: _____ See page 207 for choices						



2
YEAR

WARRANTY

Standard Sizes and Wattage

Rectangular

Heated Area		Blanket Size		Total Watts
Width in (mm)	Length in (mm)	Width in (mm)	Length in (mm)	
6 (152)	6 (152)	9 (229)	12 (305)	180
6 (152)	12 (305)	9 (229)	18 (457)	360
6 (152)	24 (610)	9 (229)	30 (762)	720
8 (203)	8 (203)	11 (279)	14 (356)	320
10 (254)	10 (254)	13 (330)	16 (406)	500
12 (305)	12 (305)	15 (381)	18 (457)	720
12 (305)	24 (610)	15 (381)	30 (762)	1440
16 (406)	16 (406)	19 (483)	22 (559)	1280
18 (457)	18 (457)	21 (533)	24 (610)	1620
24 (610)	24 (610)	27 (686)	30 (762)	2880

Round

Heated Area Diameter in (mm)	Blanket Size Diameter in (mm)	Total Watts
6 (152)	12 (305)	140
8 (203)	14 (356)	250
10 (254)	16 (406)	395
12 (305)	18 (457)	565
16 (406)	22 (559)	1005
20 (508)	26 (660)	1570
24 (610)	30 (762)	2270

IMPORTANT: Temperature controller is required for this product. BriskHeat recommends the ACR® 3 or MiniPro™ Hot Bonder. See options starting on page 194.

RADOME COMPOSITE CURING HEATING BLANKETS

Features & Benefits

- ▶ Ideal for wet layup and prepreg composite repairs of radomes
- ▶ Perfect three-dimensional fit around your radome
- ▶ Excellent heat uniformity
- ▶ Easy to vacuum bag
- ▶ Moisture, chemical, and radiation resistant
- ▶ Compatible with ACR® hot bonders and your current equipment— wide variety of power plug choices

Specifications

Voltage: 240 VAC

Maximum Exposure Temperature: 450°F (232°C)

Power Density: 5 watts/in² (0.78 watts/cm²). Other power densities available upon request.

Heater Construction: Multi-stranded heating element is uniformly placed to maximum heat distribution.

Dielectric Strength: Over 2000 volts



Power Cord: 6 ft (1.8 m) long with a standard ACR®3 or MiniPRO™ Hot Bonder compatible plug (NEMA L15-30). Other plugs and bare wire available upon request. See page 207 for options.



Ordering Information

Part No.	Aircraft	Number of Zones	Total Watts
BHC162012C	Boeing 707, 727, 737	2	Zone 1: 1750 Zone 2: 1795
BHC162013	Boeing 747	1	Zone 1: 3380
BHC162007	Boeing 757	2	Zone 1: 1515 Zone 2: 1515
BHC162009C	Boeing 767	2	Zone 1: 1630 Zone 2: 1744
BHC162011	Boeing 777	N/A	N/A
BHC162014	Airbus A300, A310, A330	2	Zone 1: 1513 Zone 2: 1638
BHC162010C	Airbus A318, A319, A320, A321	2	Zone 1: 1630 Zone 2: 1744

We can design a heater specifically for your application and aircraft: Other sizes, shapes, watt-densities, power plugs, built-in thermocouples, and more options are available. Part numbers ending with "C" include a NEMA L15-30 plug.



Provides uniform, even heat throughout surface



IMPORTANT: Temperature controller is required for this product. BriskHeat recommends the ACR® 3 or MiniPro™ Hot Bonder. See options starting on page 194.

HIGH-TEMPERATURE COMPOSITE CURING HEATING BLANKETS

Features & Benefits

- Designed for use with the newer high temperature thermoplastic and polyimide composite materials
- Flexible up to a 1 in (25 mm) radius
- Compatible with ACR® hot bonders and your current equipment— wide variety of power plug choices

Specifications

Maximum Exposure Temperature:

- FGH series: 800°F (427°C)
- SXH series: 1100°F (593°C)

Power Density:

- FGH series: 7 watts/in² (1.1 watts/cm²)
- SXH series: 13 watts/in² (2.0 watts/cm²)

Heater Construction: Heating element and a 1 in (25 mm) layer of high-density fiberglass is covered in an abrasion resistant fiberglass cloth (FGH) or Samox® cloth (SXH series)

Dielectric Strength: Over 2000 volts

Power Cord: 6 ft (1.8 m) long with choice of power plug. See page 207 for choices



**Temperatures
Up to
1100°F (593°C)**

Custom Sizes and Designs Available: Contact BriskHeat® or your local distributor for more information.

Standard Sizes and Wattage

FGH series

Width in (mm)	Length in (mm)	Total Watts
6 (152)	6 (152)	255
6 (152)	12 (305)	504
6 (152)	24 (610)	1008
8 (203)	8 (203)	448
10 (254)	10 (254)	700
12 (305)	12 (305)	1008
12 (305)	24 (610)	2016
16 (406)	16 (406)	1792
18 (457)	18 (457)	2268
24 (610)	24 (610)	4032*

SXH series

Width in (mm)	Length in (mm)	Total Watts
6 (152)	6 (152)	468
6 (152)	12 (305)	936
6 (152)	24 (610)	1872
8 (203)	8 (203)	832
10 (254)	10 (254)	1300
12 (305)	12 (305)	1872
12 (305)	24 (610)	3744*
16 (406)	16 (406)	3328
18 (457)	18 (457)	4212*

* Not available in 120 VAC due to high amperage requirements



Ordering Information

Part Number Matrix

Product Series

FGH-(800°F), SXH-(1100°F)

Dimensions, 06X12-(6 in x 12 in)

Voltage, 1-(120 VAC), 2-(240 VAC)

Power Plug

See page 207 for choices

FGH	06X12	1	C
-----	-------	---	---

IMPORTANT: Temperature controller is required for this product. BriskHeat recommends the ACR® 3 or MiniPro™ Hot Bonder. See options starting on page 194.



PLUGS FOR COMPOSITE CURING HEATING BLANKETS

Description	Image	Compatible with	NEMA	Voltage	Amps	Ground	Approval	Plug Part Number	Heater Plug Part Number Suffix
Bare Wires			N/A	N/A	N/A	N/A		N/A	A
Twist Lock 3 Pole 3 Wire Delta		BriskHeat® ACR®6000 and 9000 Hot Bonders	L10-30	125/250	30A	No		10108	B
Twist Lock 3 Pole 4 Wire		BriskHeat® ACR®3, ACR® MiniPRO™, ACR-II Hot Bonders, and TT series controllers	L15-30	125/250	30A	Yes	 	11270	C
Straight Blade 2 Pole 3 Wire		HEATCON® Hot Bonders (120VAC models with straight blade plug receptacle)	5-15	125	15A	Yes	 	10113	D
Straight Blade 2 Pole 3 Wire		HEATCON® Hot Bonders (240VAC models with straight blade plug receptacle)	6-15	250	15A	Yes	 	10478	E
Twist Lock 2 Pole 3 Wire		HEATCON® Hot Bonders (120VAC models with twist lock plug receptacle)	L5-30	125	30A	Yes	 	40712	F
Twist Lock 2 Pole 3 Wire		HEATCON® Hot Bonders (240VAC models with twist lock plug receptacle)	L6-30	250	30A	Yes	 	10814	G
3 Pole CPC (Circular Plastic Connector)		WichiTech Hot Bonders	N/A	250	30A	Yes		20937-01	H
4 Position EX rated		HEATCON® Flightline Hot Bonders	N/A	600	40A	Yes		11008-03	I
7 Position CPC		BriskHeat® ACR®3, ACR® MiniPRO™, ACR-II Hot Bonders, and TT series controllers	N/A	600	30A	Yes	 	20971M	K
Powercon NAC3FCB		GMI Aero ANITA EZ Hot Bonders	N/A	250	20A	Yes	 VDE SEV	41329-03	L
Harting 5-Position		BriskHeat® ACR®3 (CE version)	N/A	600	40A	Yes	 	20978-33M	M

All brand names, models, and trademarks listed are property of their owners and are used here only to identify compatibility of the product.

See page 180 for additional plugs and receptacles.

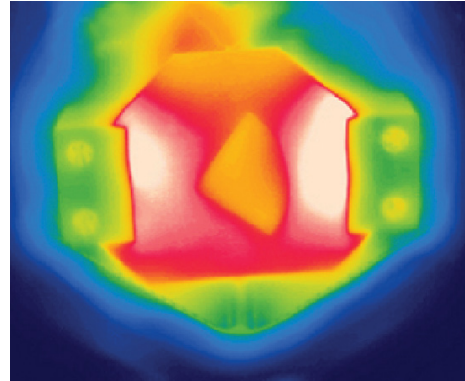
AIRCRAFT NON-DESTRUCTIVE TESTING (NDT) KITS

Features & Benefits

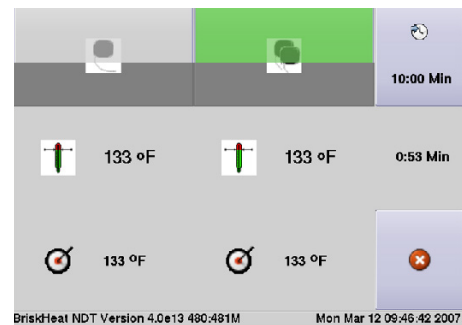
- ▶ All-in-one, portable kit for performing moisture intrusion testing on elevators and other aircraft components
- ▶ Dual 110/220 volt design — no transformer required
- ▶ Simple-to-operate pre-programmed touchscreen temperature controller
- ▶ Heating blankets are designed for the shape of your aircraft
- ▶ Plug-and-play — single plug-and-play connector from heater to the controller contains all power and sensor wiring
- ▶ Includes six, 9 in (229 mm) non-slip holding clamps
- ▶ Meets Method B in Airbus Non-Destructive Elevator Test Manual 55-20-07, 55-20-08, 55-20-11
 - A300-600
 - A320
 - A330/340
 - Your aircraft not listed? We can develop a solution for you.
- ▶ Portable and easy to transport — Controller and storage cases include handles and wheels
- ▶ Testing data easily saved to USB drive (included)
- ▶ Controller can either control one individual heater or two in tandem
- ▶ Rugged — Kit is enclosed in extra durable, high-impact hard cases. Heating blankets have strain relief built through the entire edge of the heater for increased durability




WARRANTY



Thermographic Camera Image



Easy-to-Use Full-Color Touch Screen Control



Airbus A320 Kit Shown

AIRCRAFT NON-DESTRUCTIVE TESTING (NDT) KITS

Specifications

Temperature Controller

Input Voltage: 100-240 VAC

Temperature Control: Preset locked ramp/soak (slope) temperature control. Provides automatic and independent temperature control per heater

Temperature Readings: Simultaneous reading of both heating blanket thermocouples

Accuracy: $\pm 1.8^{\circ}\text{F}$ ($\pm 1^{\circ}\text{C}$)

Alarms: Visual or audible alarms for end of cycle, ground fault, temperature limits, and thermocouple failure

Shut-down Cycle: Auto shut-down of heater power at end of cycle

Differential Ground Fault (Earth Leakage) Breakers: Included

Dwell Countdown Timer: 13-minute

Test Cycle Timer: Independent 10-minute test cycle timer, manually triggered

Maximum Process Temperature Protection: Cycle will not start if process temperature is above 140°F (60°C)

High Temperature Process Shutdown and Alarm Temperature: 194°F (90°C)

Post Cure Data Transfer: Through USB port — USB flash drive included

Ordering Information

Temperature Controller

Part No.	Description
NDTCONTROLLER	Temperature Controller (Kit B in Airbus NDT Manual 55-20-07, 55-20-08, 55-20-11)

Heating Blankets:

Part No.	Description
300BLANKETKIT	Airbus A300 Elevator Heating Blanket Kit (Kit A)
320BLANKETKIT	Airbus A320 Elevator Heating Blanket Kit (Kit A)
340BLANKETKIT	Airbus A340 Elevator Heating Blanket Kit (Kit A)
Different Aircraft?	Contact us for a solution.

Need help getting a Thermographic camera? Contact us for assistance.



NDT Temperature Controller

Heating Blankets

Voltage: Dual voltage heaters; 110 or 220 volt

Power Density: 0.9 watts/in^2 (1400 watts/m^2)

Heating Element: Durable, parallel-wired

Temperature Sensors: Includes two J-type thermocouples built into each blanket (1 primary, 1 spare)

Power and Sensor Connection: All power and sensor wires in a single connector (plug-and-play)



All storage cases have handles and wheels for easy travel



Compact Storage Cases Fits Easily Within Luggage Compartments

HOT AIR GUN CURING SYSTEM

Features & Benefits

- ▶ Ideal for small spot cures such as click studs — 1 to 2 in (25 to 51 mm) diameter cure area
- ▶ Includes hot air gun and temperature control
- ▶ Portable, lightweight, and self-contained
- ▶ Eight-segment ramp/soak control
- ▶ High-limit temperature protection

Specifications

Hot Air Gun

Temperature Setpoint: Factory set to 350°F (177°C)*

Wattage: 1500

Airflow: 14 cfm (0.4 cmm)

Over Temperature Protection: Includes high-limit Type-J thermocouple mounted in air stream

Temperature Controller

Temperature Control: Automatic tuning of PID parameters

Temperature Display: Dual display shows set-point and actual temperature (programmable to either °F or °C)

Accuracy: ±1 least significant digit

Alarms: Visual and audible alarms; 14 programmable alarm types

Input Voltage: 100-130 VAC, 50-60 Hz

Maximum Amp Load: 30 amps

Sensor Input: Two Type-J thermocouple sensor inputs — one is for control and the other is for high-limit protection

Sensor Break Protection: Included

Security: Program security lock levels

Power Cord: 6 ft (1.8 m) long with 3-prong grounded plug (NEMA 5-15P)



Ordering Information

Part No.	Description
BRISKAIRSP-1	Hot Air Gun Curing System: Includes - One Hot Air Gun - One TTQSD-S16 Temperature Controller (with two sensor inputs) - One 20 ft (6 m) Type J Thermocouple - One 10 ft (3 m) Hot Gun Heater Output Cord - One Hot Air Gun Stand - One Storage/Carrying Case

*Other temperatures available upon request

VACUUM CURING/DEBULKING TABLE

Features & Benefits

- ▶ Heat and vacuum in one easy step for debulking and curing composite parts
- ▶ Single setup greatly reduces overall time and cost associated with traditional debulking and autoclave curing
- ▶ Reusable vacuum bag with an 800% elongation factor
- ▶ Curing temperatures up to 400°F (204°C)
- ▶ Individual zone controls
- ▶ Wide variety of configurations available to meet your application



VT10000 Series



VT8000 Series with top heat



VT4000 Series



VT4000 Series with top heat

Custom sizes and watt densities available.

VACUUM CURING/DEBULKING TABLE

Specifications

General

Maximum Continuous Operating Temperature: 400°F (204°C)

Temperature Control Type: Programmable, PID autotuning, multiple ramp/soak steps

Temperature Control Display: Dual display shows set-point and actual process temperature

Temperature Display Units: °F or °C

Heating Element: Multi-stranded resistance wire heating tapes layed out evenly underneath aluminum surface for optimal temperature uniformity

Heater Break Protection: Included

Alarms: Type-J thermocouple with audible high temperature alarm and loop break alarm

Security: Program security lock levels

Table Surface Material: T6061 Aluminum

Table Surface Thickness: 0.5 in (13 mm)

Table Structure: 2.5 in (635 mm) steel box tubing

Lid: Dual ball screw actuators for positive lid movement

Safety Interlocked Push Buttons: Ensures both hands are on the operating console while the lid is in motion

Casters: Polyurethane, (6) swivel, ends are locking type

Sound Level: Less than 65 db CFM of db

Power

Voltage: Choice of 3-phase 208, 240, 380, or 480 VAC

Frequency: 50-60 Hz

Fuse Protection: Included

Vacuum

Vacuum Pump: 2-stage electric oil-less rocker piston vacuum pump

Vacuum Gauge: Dry, dual scale, 0- 30 inHg / 0-100 kPa / 0-1 bars, 2.5 in (635 mm) diameter

Vacuum Bag: High tear strength, reversion resistant silicone rubber reusable vacuum bag, clear, 25 shore A hardness, 800% elongation, 700 PSI tensile

Vacuum Seal: Silicone rubber delta seal


Maximum Vacuum Pressure: 28.8 inHg (711 mmHg)



VT10000 Series with top heat



Easy-to-Use Operator Interface



Vacuum Pump

VACUUM CURING/DEBULKING TABLE

Specifications (continued)

Physical Dimensions and Weights

Size	VT4000	VT8000	VT10000
Width	77 in (1.9 m)	143 in (3.6 m)	150 in (3.8 m)
Depth	72 in (1.8 m)	72 in (1.8 m)	84 in (2.1 m)
Height (closed)	45 in (1.1 m)	45 in (1.1 m)	45 in (1.1 m)
Height (open)	118 in (3.0 m)	118 in (3.0 m)	118 in (3.0 m)
Top Surface Area	60 in x 66 in (1.5 m x 1.7 m)	60 in x 132 in (1.5 m x 3.4 m)	72 in x 144 in (1.8 m x 3.7 m)
Useable Area	52 in x 56 in (1.3 m x 1.4 m)	52 in x 124 in (1.3 m x 3.1 m)	66 in x 138 in (1.7 m x 3.5 m)
Vacuum Ports	1	4	6
Weight	1200 lbs (544 kg)	2000 lbs (907 kg)	3600 lbs (1633 kg)

Amperage Requirements

3-Phase Voltage @ 3.0 W/in ²				
Table Size	240	208	480	380
VT4000	50	55	30	35
VT8000	85	95	50	55
VT10000	110	120	60	70

Ordering Information

Vacuum Debulking/Curing Table

Size: _____
 4000 = 60 in x 66 in (1.5 m x 1.7 m) total
 8000 = 60 in x 132 in (1.5 m x 3.4 m) total
 10000 = 72 in x 144 in (1.8 m x 3.7 m) total

Voltage: _____
 A = 240 VAC 3-phase
 B = 208 VAC 3-phase
 C = 480 VAC 3-phase
 D = 380 VAC 3-phase

Wattage: _____
 Wattage (standard): 30 (3.0 W/in²)

Table Options: _____
 A- Table without lid, includes pump
 B- Table with lid and pump
 E- Table with lid, pump and data logger
 F- Table with lid but no pump (connection only)
 G- Table as "B" with dual power inputs

No. Zones (on Table): _____
 1 - Single Zone (VT4000)
 2 - Two Zones (VT8000 and VT10000)

Top Option: _____
 - TH - Adds Top Heat Blanket
 - I - Adds Top Insulating Blanket

VT 10000 - A 30 B 2 -TH



VT4000 Series

Custom Sizes and Designs Available: Contact BriskHeat® or your local distributor for more information.

VACUUM BAGGING MATERIALS

Vacuum Bagging Film

Cut-to-order — Ideal for composite curing applications

Width: 54 in (1372 mm) wide per linear foot

Maximum Recommended Use Temperature: 350°F (177°C)

Melting Point: 400°F (204°C)

Material: Nylon


Color: Clear

Thickness: 0.002 in (0.05 mm)

Tensile Strength: 7,000 psi

Density: 0.04 lb/in³ (1.13 g/cm³)

Part Number: ACR-BAG-001



High-Performance Release Film

Cut-to-order fluoropolymer release film

Width: 48 in (1219 mm) wide per linear foot

Maximum Recommended Use Temperature: 500°F (260°C)

Base Polymer: Non-perforated E-TFE

Color: Transparent blue


Thickness: 0.001 in (0.025 mm)

Elongation at Break: 350%

Tensile Strength: 7,000 psi

Density: 0.06 lb/in³ (1.73 g/cm³)

Part Number: ACR-FLM-001



Breather Cloth

Cut-to-order non-woven polyester breather/bleeder cloth

Width: 60 in (1524 mm) wide per linear yard

Maximum Recommended Use Temperature: 400°F (204°C)

Nominal Weight: 4 oz/yd² (135 g/m²)

Color: White

Part Number: ACR-BCT-001



Vacuum Bag Sealant Tape

Roll Size: 0.5 in wide x 25 ft long (13 mm wide x 7.6 m long)

Maximum Recommended Use Temperature: 400°F (204°C)

Base Material: Synthetic rubber

Thickness: 0.125 in (3 mm)

Color: Yellow

Part Number: ACR-SLT-001



MICA, CARTRIDGE, & IMMERSION **HEATERS**



BriskHeatTM

MICA HEATERS

Features & Benefits

- ▶ High-temperature galvanized sheath provides oxidation resistance and extreme durability
- ▶ Premium grade mica insulation offers excellent electrical isolation and corrosion resistance
- ▶ Stainless steel band barrel clamps maintain clamping pressure at elevated temperatures
- ▶ Nickel/chromium resistance wire is evenly wound for uniform heat distribution and reliable accuracy
- ▶ Low-profile designs are approximately 1/8 in (3 mm) thick
- ▶ High-watt density up to 40 W/in² (6 W/cm²) for high-performance heating
- ▶ Operating temperature 900 °F (482 °C) standard, or 1200 °F (649 °C) with stainless steel sheath




Strip Heater Specifications

Length: 2.5" (63.5 mm) to 48" (1219 mm)

Width: 0.75" (19 mm) minimum

Voltage: Up to 480 VAC, dual 120/240 or 240/480, single or 3-phase

NEW!



Standard Band Heater Specifications

Diameter: 1.5–12 in (35-305 mm)*

Width: 1–12 in (25-305 mm)*

Voltage: Up to 480 VAC, Dual 120/240 or 240/480; single or 3-phase

Maximum Wattage: Determined by heater size and application temperature

Standard Construction: One-piece with post terminals and straps

UL **US**
Available
upon request



Customize Your Mica Heater*

Power Density: Up to 52 W/in² (8.0 W/cm²)

Sheath Material: Galvanized steel or stainless steel

Clamping Options: Weld-on barrel nut, heavy duty barrel nut, spring-loaded barrel nut, full strap, wedge, flange

Lead Wire Options: 850 °F (454 °C) Duraflex® (std), Teflon™, silicone


Lead Wire Protection: Stainless steel braid or flexible conduit, spring guard, right-angle cap, strain relief

Terminal Options: Ground post, ceramic terminal cover, button terminals, terminal box

Other Options: Europlug, temperature sensor, two-piece design, hinged custom holes and slots

*Not all options are available in all sizes

+Consult BriskHeat for maximum dimensions



MICA BAND & NOZZLE HEATERS

Watt Density Guidelines

Heater ID	Heater Application Temperature						
	200°F (93°C)	300°F (149°C)	400°F (204°C)	500°F (260°C)	600°F (316°C)	700°F (371°C)	800°F (427°C)
1.5-3 in (38-76 mm)	52	51	50	46	41	37	29
3-10 in (76-254 mm)	47	46	45	42	38	33	25
> 10 in (> 254 mm)	41	40	39	36	31	27	20

Post Terminals



Both sides of gap
(standard)



Vertical



Horizontal


Terminal Box



Euro Plug



Internal Thermocouple



Lead Wires




Both sides of gap



One side of gap



180° from gap



Straight out of the side



With stainless
steel spring




Right angle out of cap


Clamping



Strap




Welded-on barrel nut



Flange



Spring-loaded



Wedge

Standard Nozzle Heater Specifications

Diameter: 1-3 in (25-76 mm)

Width: 1-6 in (25-152 mm)

Voltage: Up to 480 VAC

Maximum Wattage: Determined by heater size and application temperature

Standard Construction: 10 in (254 mm) hi-temp leads and clamping straps (stainless steel braid and wedge clamps available)



More than 140 Band and Nozzle Heaters available!

Ordering Information

Band Heaters (Straps and Split Post Terminals)

Barrel Diameter in (mm)	Width in (mm)	Volts	Watts	Part No.
3.5 (90)	1 (25)	120	300	BA035-010A
3.5 (90)	1 (25)	240	300	BA035-010B
3.5 (90)	1.5 (38)	240	500	BA035-015C
3.5 (90)	2 (51)	120	500	BA035-020B
3.5 (90)	2 (51)	240	500	BA035-020C
3.5 (90)	2.5 (64)	240	750	BA035-025A
3.75 (95)	1 (25)	240	350	BA037-010A
3.75 (95)	1.5 (38)	240	700	BA037-015A
3.75 (95)	2.5 (64)	240	850	BA037-025A
4 (102)	1 (25)	240	625	BA040-010B
4 (102)	1.5 (38)	240	550	BA040-015H
4 (102)	1.5 (38)	240	750	BA040-015J
4 (102)	2 (51)	240	600	BA040-020D
4 (102)	2 (51)	240	800	BA040-020E
4 (102)	2.5 (64)	240	1000	BA040-025B
4 (102)	4 (102)	240	1250	BA040-040A
4.5 (114)	1 (25)	240	350	BA045-010A
4.5 (114)	1.5 (38)	240	650	BA045-015G
4.5 (114)	2 (51)	240	500	BA045-020C
4.5 (114)	2.5 (64)	240	1000	BA045-025A
4.75 (121)	1.5 (38)	240	600	BA047-015A
4.75 (121)	1.5 (38)	480	600	BA047-015B
4.81 (122)	2 (51)	240	760	BA048-020A
4.81 (122)	2 (51)	480	760	BA048-020B
5 (127)	1.5 (38)	240	750	BA050-015E
5 (127)	2 (51)	240	800	BA050-020A
5 (127)	3 (76)	240	1200	BA050-030D
5 (127)	3.25 (83)	240	1250	BA050-032A
5.25 (133)	1 (25)	240	500	BA052-010A
5.25 (133)	1.5 (38)	240	600	BA052-015B
5.25 (133)	1.5 (38)	240	1000	BA052-015C
5.5 (140)	1.5 (38)	240	800	BA055-015E
5.5 (140)	2 (51)	240	1000	BA055-020A
5.75 (146)	1.5 (38)	240	600	BA057-015A
6 (152)	1.5 (38)	240	850	BA060-015E
6 (152)	1.5 (38)	240	600	BA060-015F
6 (152)	1.5 (38)	240	900	BA060-015G
6 (152)	2 (51)	240	1000	BA060-020A
6 (152)	3 (76)	240	1400	BA060-030A
6.25 (159)	3 (76)	240	1500	BA062-030A
6.5 (165)	1.5 (38)	240	950	BA065-015B
6.5 (165)	2 (51)	240	1000	BA065-020D
6.75 (171)	1.5 (38)	240	750	BA067-015C
6.75 (171)	2 (51)	240	1300	BA067-020A
7 (178)	1.5 (38)	240	950	BA070-015B
7 (178)	1.5 (38)	240	1100	BA070-015C
7.25 (184)	2 (51)	240	900	BA072-020A
7.5 (191)	1.5 (38)	240	1200	BA075-015B
7.5 (191)	3 (76)	240	1800	BA075-030B

Barrel Diameter in (mm)	Width in (mm)	Volts	Watts	Part No.
7.75 (197)	1.5 (38)	240	1000	BA077-015A
7.75 (197)	3 (76)	240	2000	BA077-030A
8 (203)	1.5 (38)	240	950	BA080-015A
8 (203)	1.5 (38)	240	1200	BA080-015B
8 (203)	2 (51)	240	1500	BA080-020A
8 (203)	3 (76)	240	2250	BA080-030A
8.25 (210)	2 (51)	240	1500	BA082-020B
8.5 (216)	1.5 (38)	240	1200	BA085-015A
8.5 (216)	2 (51)	240	1600	BA085-020A
9 (229)	1.5 (38)	240	1300	BA090-015B
9 (229)	2 (51)	240	1800	BA090-020A
9.5 (241)	3 (76)	240	2000	BA095-030A
9.75 (248)	2 (51)	240	2000	BA097-020A
10 (254)	1.5 (38)	240	1400	BA100-015A
11 (280)	1.5 (38)	240	1600	BA110-015B
11 (280)	2 (51)	240	1200	BA110-020A
11 (279)	2 (51)	240	2000	BA110-020B
11.5 (292)	1.5 (38)	240	1650	BA115-015A
12 (305)	2 (51)	240	2300	BA120-020A

Nozzle Heaters

Barrel Diameter in (mm)	Width in (mm)	Volts	Watts	Part No.
1 (25)	1 (25)	120	100	NZ1010-10100
1 (25)	1 (25)	120	125	NZ1010-10125
1 (25)	1 (25)	120	125	NZ1010-10125B
1 (25)	1 (25)	240	100	NZ1010-20100
1 (25)	1 (25)	240	125	NZ1010-20125
1 (25)	1 (25)	240	125	NZ1010-20125B
1 (25)	1.5 (38)	120	150	NZ1015-10150
1 (25)	1.5 (38)	240	150	NZ1015-20150
1 (25)	2 (51)	120	200	NZ1020-10200
1 (25)	2 (51)	240	200	NZ1020-20200
1 (25)	3 (76)	120	300	NZ1030-10300
1 (25)	3 (76)	240	300	NZ1030-20300
1 (25)	4 (102)	120	400	NZ1040-10400
1 (25)	4 (102)	240	400	NZ1040-20400
1.5 (38)	1 (25)	120	150	NZ1510-10150
1.5 (38)	1 (25)	240	150	NZ1510-20150
1.5 (38)	1.5 (38)	120	250	NZ1515-10250
1.5 (38)	1.5 (38)	120	275	NZ1515-10275
1.5 (38)	1.5 (38)	120	275	NZ1515-10275B
1.5 (38)	1.5 (38)	120	300	NZ1515-10300
1.5 (38)	1.5 (38)	120	300	NZ1515-10300B
1.5 (38)	1.5 (38)	240	250	NZ1515-20250
1.5 (38)	1.5 (38)	240	275	NZ1515-20275
1.5 (38)	1.5 (38)	240	275	NZ1515-20275B
1.5 (38)	1.5 (38)	240	300	NZ1515-20300
1.5 (38)	1.5 (38)	240	300	NZ1515-20300B

Barrel Diameter in (mm)	Width in (mm)	Volts	Watts	Part No.
1.5 (38)	2 (51)	120	300	NZ1520-10300
1.5 (38)	2 (51)	240	300	NZ1520-20300
1.5 (38)	2.5 (64)	120	400	NZ1525-10400
1.5 (38)	2.5 (64)	240	400	NZ1525-20400
1.5 (38)	3 (76)	120	450	NZ1530-10450
1.5 (38)	3 (76)	120	450	NZ1530-10450B
1.5 (38)	3 (76)	240	450	NZ1530-20450
1.5 (38)	3 (76)	240	450	NZ1530-20450B
1.5 (38)	4 (102)	120	550	NZ1540-10550
1.5 (38)	4 (102)	240	550	NZ1540-20550
1.5 (38)	5 (127)	120	700	NZ1550-10700
1.5 (38)	5 (127)	240	700	NZ1550-20700
1.5 (38)	6 (152)	120	900	NZ1560-10900
1.5 (38)	6 (152)	240	900	NZ1560-20900
1.75 (44)	1.5 (38)	120	300	NZ1715-10300
1.75 (44)	1.5 (38)	240	300	NZ1715-20300
1.75 (44)	2 (51)	120	350	NZ1720-10350
1.75 (44)	2 (51)	240	350	NZ1720-20350
1.75 (44)	3 (76)	120	500	NZ1730-10500
1.75 (44)	3 (76)	240	500	NZ1730-20500
2 (51)	1 (25)	120	200	NZ2010-10200
2 (51)	1 (25)	240	200	NZ2010-20200
2 (51)	1.5 (38)	120	300	NZ2015-10300
2 (51)	1.5 (38)	240	300	NZ2015-20300
2 (51)	2 (51)	120	400	NZ2020-10400
2 (51)	2 (51)	240	400	NZ2020-20400
2 (51)	2.5 (64)	120	500	NZ2025-10500
2 (51)	2.5 (64)	240	500	NZ2025-20500
2 (51)	3 (76)	120	600	NZ2030-10600
2 (51)	3 (76)	240	600	NZ2030-20600
2.5 (64)	1 (25)	120	300	NZ2510-10300
2.5 (64)	1 (25)	240	300	NZ2510-20300
2.5 (64)	1.5 (38)	120	350	NZ2515-10350
2.5 (64)	1.5 (38)	240	350	NZ2515-20350
2.5 (64)	2 (51)	120	500	NZ2520-10500
2.5 (64)	2 (51)	240	500	NZ2520-20500
2.5 (64)	3 (76)	120	700	NZ2530-10700
2.5 (64)	3 (76)	240	700	NZ2530-20700
3 (76)	1 (25)	120	300	NZ3010-10300
3 (76)	1 (25)	240	300	NZ3010-20300
3 (76)	1.5 (38)	120	400	NZ3015-10400
3 (76)	1.5 (38)	240	400	NZ3015-20400
3 (76)	2 (51)	120	600	NZ3020-10600
3 (76)	2 (51)	240	600	NZ3020-20600
3 (76)	3 (76)	120	1000	NZ3030-11000
3 (76)	3 (76)	240	1000	NZ3030-21000

Parts ending with "B" include stainless steel braid for lead protection.

CERAMIC STRIP HEATERS

Features & Benefits

- ▶ High-temperature, contamination resistant stainless steel sheath
- ▶ Operating temperatures up to 1200°F (649°C)
- ▶ Chromium resistance wire within ceramic core
- ▶ Magnesium oxide filled sheath for maximum heat transfer
- ▶ High-watt density of 75 watts per linear inch
- ▶ Includes standard mounting slots

Specifications

Voltage: 120 or 240 VAC, custom options up to 480 VAC

Power Density: 75 watts per linear inch for one side

Maximum Amperage: 20 with terminals; 12 with leads

Wattage Tolerance: +5%/-10%

Width: 1-1/2 in (38 mm)

Thickness: 3/8 in (10 mm) standard; 5/16 in (8 mm) custom option

Length: 72 in (1829 mm) maximum

Power Connections: 10-24 weld stud posts

Mounting Tabs: 5/16 in x 1/2 in; center to center = OAL-3/4 in (19 mm)

Customize Your Ceramic Strip Heater

Voltage: Up to 480 VAC; dual voltage, 3-phase

Wattage: Distributed wattage; 120 watts per linear inch for 2-sided heating


Lead Wires: 14-18 gauge fiberglass with optional stainless steel braid or flexible conduit protection

Other Options: Without mounting tabs, built-in thermocouple, terminal box or ceramic covers for protection, additional holes or cutouts


Note: Heater must be mounted on a flat surface with heated section flush against the surface. Heat-conductive putty (HCP1) can be used to fill small gaps. A temperature controller is required.



SN3



SN4



SN1



SB1



CERAMIC STRIP HEATERS**Heater Styles**

Termination	Description
SN1	Terminals parallel to width
SN2	Terminals parallel to length
SN3	One terminal each end
SN4	Terminals offset one end
SL1	Split leads one end
SB1	Leads one end with braid
SL4	Split leads one end-top
SB4	Leads one end on top with braid
SC4	Leads one end on top with flex conduit

Heater with Tabs*

Termination	Unheated Left End	Unheated Right End	Heated = OAL -
SN1	2-3/8 in	1-1/4 in	3-5/8 in
SN2	3-1/8 in	1-1/4 in	4-3/8 in
SN3	2-3/8 in	2-3/8 in	4-3/4 in
SN4	3-1/8 in	1-1/4 in	4-3/8 in
SL1	-	-	-
SB1	-	-	-
SL4	2-3/8 in	1-1/4 in	3-5/8 in
SB4	2-3/8 in	1-1/4 in	3-5/8 in
SC4	2-3/8 in	1-1/4 in	3-5/8 in

Heater without Tabs*

Termination	Unheated Left End	Unheated Right End	Heated = OAL -
SN1	1-1/2 in	1/4 in	1-3/4 in
SN2	2-1/4 in	1/4 in	2-1/2 in
SN3	1-1/2 in	1-1/2 in	3 in
SN4	2-1/4 in	1/4 in	2-1/2 in
SL1	-	-	-
SB1	-	-	-
SL4	3/4 in	1/4 in	1 in
SB4	3/4 in	1/4 in	1 in
SC4	3/4 in	1/4 in	1 in

*Leads or Terminals on left end.

Ordering Information

Part No.	Length in (mm)	Volts	Watts	Termination
CST37-060E	6	120	150	SN1
CST37-060F	6	240	150	SN1
CST37-075A	7.5	120	150	SN4
CST37-075B	7.5	240	200	SN4
CST37-080C	8	120	150	SN4
CST37-080D	8	240	150	SN4
CST37-080E	8	120	250	SN4
CST37-080F	8	240	250	SN4
CST37-080G	8	120	150	SN3
CST37-105E	10.5	120	250	SN4
CST37-105F	10.5	240	250	SN4
CST37-105G	10.5	120	400	SN4
CST37-105H	10.5	240	400	SN4
CST37-120H	12	120	350	SN4
CST37-120J	12	240	350	SN4
CST37-120K	12	120	500	SN4
CST37-120L	12	240	500	SN4
CST37-120M	12	240	250	SN3
CST37-120N	12	240	500	SN3
CST37-140J	14	120	300	SN4
CST37-140K	14	240	300	SN4
CST37-140L	14	120	500	SN4
CST37-140M	14	240	500	SN4
CST37-152A	15.25	240	500	SN4
CST37-178C	17.87	120	375	SN4
CST37-178D	17.87	120	500	SN4
CST37-178E	17.87	240	500	SN4
CST37-178F	17.87	120	750	SN4

Ordering Information (Continued)

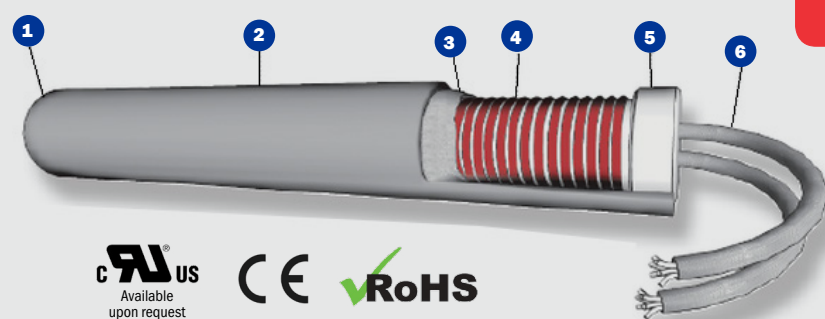
Part No.	Length in (mm)	Volts	Watts	Termination
CST37-178G	17.87	240	750	SN4
CST37-195A	19.5	240	500	SN4
CST37-195B	19.5	240	750	SN4
CST37-210A	21	240	500	SN4
CST37-210B	21	240	750	SN4
CST37-237B	23.75	120	500	SN4
CST37-237C	23.75	240	500	SN4
CST37-237D	23.75	240	750	SN4
CST37-237E	23.75	120	1000	SN4
CST37-237F	23.75	240	1000	SN4
CST37-237G	23.75	240	750	SN3
CST37-255C	25.5	120	500	SN4
CST37-255D	25.5	240	500	SN4
CST37-255F	25.5	240	750	SN4
CST37-255G	25.5	240	1000	SN4
CST37-267D	26.75	240	700	SN4
CST37-267F	26.75	240	1000	SN4
CST37-305D	30.5	240	750	SN4
CST37-305F	30.5	240	750	SN3
CST37-335C	33.5	240	750	SN4
CST37-358B	35.87	240	1000	SN4
CST37-358C	35.87	240	1500	SN4
CST37-358D	35.87	240	1000	SN3
CST37-385D	38.5	240	1500	SN4
CST37-425C	42.5	240	1500	SN4
CST37-478A	47.87	240	2250	SN4

CARTRIDGE HEATERS

BriskHeat Swaged Cartridge Heaters are the premier choice for the most demanding applications. They feature very high-watt densities for rapid heat-up. Durability and superior heat transfer are accomplished with specially designed cores which use a magnesium oxide fill material, nickel chromium resistance wire, high-temperature corrosion resistant sheath materials, and a refined swaging process. Our hole clearance design guide allows for maximum heat transfer and energy efficiency in localized areas. These heaters can be used in applications up to 1600 °F (871 °C).

Choose from over 14,000 standard cartridge heater configurations or let us design a unique heater for your special application.

Standard Construction



UL US
Available upon request

CE

RoHS

- | | |
|---|--|
| <p>1 TIG-welded end disc – To prevent contamination and moisture absorption.</p> <p>2 304 stainless steel sheath – For oxidation resistance in a wide variety of environments.</p> <p>3 High-purity magnesium oxide fill – For maximum dielectric strength and thermal conductivity. Highly compacted for maximum heat transfer.</p> | <p>4 Nickel-chromium resistance wire – Evenly wound for even heat distribution and maximum heater life.</p> <p>5 High-impact ceramic cap – Reduces contamination and is suitable for high vibration applications. Deep holes in cap prevent fraying of leads when bent.</p> <p>6 High-temperature lead wires – Maximum exposure up to 1022 °F (550 °C).</p> |
|---|--|

Customize Your Cartridge Heater

Voltage: Up to 480 VAC, Dual 120/240 or 240/480; Single or 3-phase

Power Density: Up to 300 W/in² (46.5 W/cm²)

Sheath Material: 304 SS, 316 SS, incoloy

End-Piece Seals: Ceramic, lava, mica

Lead Termination: Swaged-in, crimped-on, straight pin (posts)

Lead Wire Options: Duraflex®, Teflon™, silicone, SJO cord

Potting: Cement, epoxy, RTV, epoxy over RTV

Lead Protection: Braid, flexible conduit, convoluted hose, sleeving, right angles, strain relief

Fittings: Brass or SS single NPT, brass or SS double NPT, flange, mechanical stop

Special Construction: Grounded, spring guards, distributive wattage, internal thermocouple, bent




Fiberglass Leads



SS Braid



Right-Angle SS Braid



Right-Angle SS Conduit



Brass NPT Fitting



Flange



Square Heater

Contact briskheat today for available stock or custom quote.

CARTRIDGE HEATERS

Features & Benefits

- ▶ Choice of sheath materials for high-temperature or corrosive applications
- ▶ High-watt density provides rapid heat-up
- ▶ Distributed wattage puts more power where needed
- ▶ Available with integrated thermocouple
- ▶ Diameters with custom lengths
- ▶ Over 14,000 standard configurations in stock
- ▶ Metric sizes (mm): 6, 6.5, 8, 10, 12, 12.5, 13, 14, 16, 17, 19, 20, 25

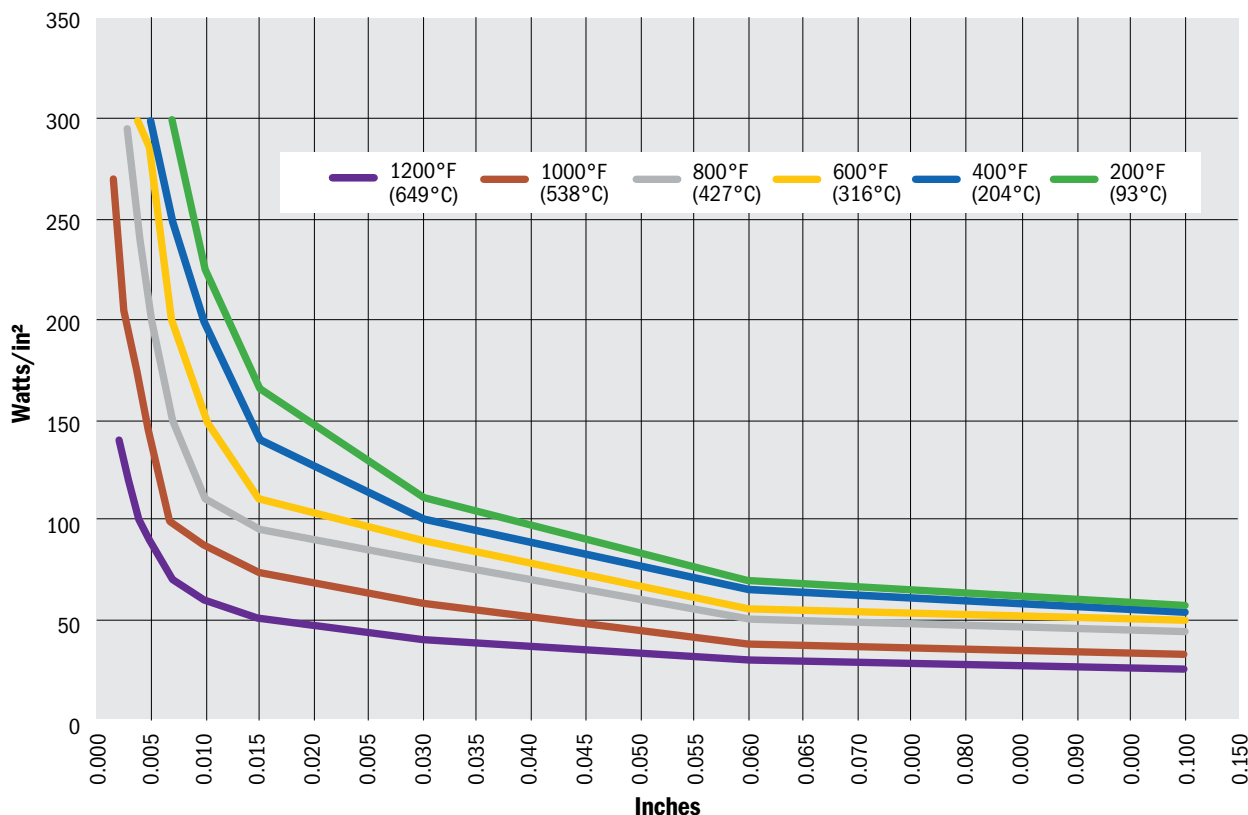
Ideal for

- Injection molding
- Package sealers
- Glue/adhesive melting
- Medical equipment
- 3D printers
- Mass spectrometry
- Compressors
- Platen/die heating
- Food services
- Life sciences
- Semiconductor manufacturing

Standard Specifications

Nominal Diameter	Minimum Diameter in (mm)	Maximum Diameter in (mm)	Std. Lead Wire Gauge	Max Amps w/ Std. Leads	Max Lead Wire Gauge	Maximum Amps	Maximum Volts
1/8 in	0.119 (3.02)	0.124 (3.05)	24	3.6	24	3.6	240
1/4 in	0.224 (6.20)	0.249 (6.32)	24	6	22	9	300
6.5 mm	0.25 (6.35)	0.255 (6.48)	24	6	22	9	300
5/16 in	0.306 (7.77)	0.311 (7.90)	24	6	22	9	300
8 mm	0.309 (7.85)	0.314 (7.98)	24	6	22	9	300
3/8 in	0.369 (9.37)	0.374 (9.50)	22	9	18	15	480
10 mm	0.388 (9.86)	0.398 (9.98)	22	9	18	15	480
12 mm	0.466 (11.84)	0.471 (11.96)	22	9	18	15	480
12.5 mm	0.486 (12.34)	0.491 (12.47)	22	9	18	15	480
1/2 in	0.494 (12.55)	0.499 (12.67)	22	9	18	15	480
13 mm	0.506 (12.85)	0.511 (12.98)	22	9	18	15	480
17/32 in	0.525 (13.34)	0.53 (13.46)	22	9	18	15	480
14 mm	0.545 (13.84)	0.55 (13.97)	18	15	14	26	480
5/8 in	0.619 (15.72)	0.624 (15.85)	18	15	14	26	480
16 mm	0.624 (15.85)	0.629 (15.98)	18	15	14	26	480
17mm	0.663 (16.84)	0.668 (16.97)	18	15	14	26	480
11/16 in	0.682 (17.32)	0.687 (17.45)	18	15	14	26	480
19 mm	0.742 (18.85)	0.747 (18.97)	18	15	14	26	480
3/4 in	0.744 (18.90)	0.749 (19.02)	18	15	14	26	480
25 mm	0.978 (24.84)	0.983 (24.97)	18	15	14	26	480
1 in	0.994 (25.25)	0.999 (25.37)	18	15	14	26	480

Maximum Watt Density with Temperature and Total Hole Clearance (inches)



CARTRIDGE HEATERS

Ordering Information

Standard Construction: 10 in (254 mm) Duraflex® Leads, 304 SS sheath

1/4 in Diameter

Heater Length in (mm)	Volts	Watts	Part No.
1 (25)	120	55	HR25010H
1 (25)	120	100	HR25010J
1 (25)	240	100	HR25010K
1 (25)	120	150	HR25010L
1.25 (32)	120	100	HR25012F
1.25 (32)	120	150	HR25012G
1.25 (32)	240	150	HR25012H
1.25 (32)	120	75	HR25012T
1.5 (38)	240	150	HR25015AU
1.5 (38)	120	100	HR25015K
1.5 (38)	120	150	HR25015L
1.5 (38)	120	200	HR25015M
1.5 (38)	240	200	HR25015N
2 (50)	120	40	HR25020AX
2 (50)	240	40	HR25020AY
2 (50)	120	100	HR25020N
2 (50)	120	150	HR25020P
2 (50)	240	150	HR25020Q
2 (50)	120	200	HR25020R
2 (50)	240	200	HR25020S
2 (50)	120	250	HR25020T
2 (50)	240	250	HR25020U
2.5 (64)	120	200	HR25025E
2.5 (64)	240	200	HR25025H
3 (76)	240	250	HR25030AM
3 (76)	120	75	HR25030AR
3 (76)	240	75	HR25030AS
3 (76)	120	200	HR25030H
3 (76)	240	200	HR25030J
3 (76)	120	300	HR25030K
3 (76)	240	300	HR25030L
4 (102)	240	100	HR25040AQ
4 (102)	240	375	HR25040AR
4 (102)	120	100	HR25040J
4 (102)	120	200	HR25040K
4 (102)	240	200	HR25040L
4 (102)	120	300	HR25040M
4 (102)	240	300	HR25040N
5 (127)	120	300	HR25050AF
5 (127)	240	450	HR25050AP
5 (127)	120	350	HR25050P
5 (127)	240	350	HR25050Q
6 (152)	120	150	HR25060AC
6 (152)	240	150	HR25060AD
6 (152)	120	400	HR25060R
6 (152)	240	400	HR25060S

5/16 in Diameter

Heater Length in (mm)	Volts	Watts	Part No.
2 (50)	120	100	HR31020E
2 (50)	240	100	HR31020F
2 (50)	240	300	HR31020G
3 (76)	120	300	HR31030D
3 (76)	240	300	HR31030E
4 (102)	120	300	HR31040A
4 (102)	240	300	HR31040B
5 (127)	120	300	HR31050F
5 (127)	240	300	HR31050G

3/8 in Diameter

Heater Length in (mm)	Volts	Watts	Part No.
1 (25)	240	100	HR37010M
1.25 (32)	240	100	HR37012J
1.25 (32)	120	100	HR37012K
1.25 (32)	120	150	HR37012L
1.25 (32)	240	150	HR37012M
1.5 (38)	120	50	HR37015L
1.5 (38)	240	100	HR37015M
1.5 (38)	120	100	HR37015N
1.5 (38)	120	150	HR37015P
1.5 (38)	240	150	HR37015Q
1.5 (38)	120	200	HR37015R
1.5 (38)	240	200	HR37015S
1.5 (38)	120	250	HR37015X
1.5 (38)	240	250	HR37015Y
1.75 (44)	240	100	HR37017E
1.75 (44)	120	200	HR37017F
1.75 (44)	240	200	HR37017G
2 (50)	120	75	HR37020BF
2 (50)	240	75	HR37020BG
2 (50)	120	50	HR37020L
2 (50)	120	150	HR37020M
2 (50)	240	150	HR37020N
2 (50)	120	250	HR37020P
2 (50)	120	100	HR37020Q
2 (50)	240	100	HR37020R
2 (50)	120	200	HR37020S
2 (50)	240	200	HR37020T
2 (50)	240	250	HR37020U
2 (50)	120	300	HR37020V
2 (50)	240	300	HR37020W
2.25 (57)	120	125	HR37022E
2.25 (57)	120	175	HR37022F
2.25 (57)	120	300	HR37022G
2.25 (57)	240	300	HR37022H
2.50 (64)	120	250	HR37025J
2.50 (64)	240	250	HR37025K
2.50 (64)	240	155	HR37025Z

3/8 in Diameter (continued)

Heater Length in (mm)	Volts	Watts	Part No.
1 (25)	240	100	HR37010M
1.25 (32)	240	100	HR37012J
1.25 (32)	120	100	HR37012K
1.25 (32)	120	150	HR37012L
1.25 (32)	240	150	HR37012M
1.5 (38)	120	50	HR37015L
1.5 (38)	240	100	HR37015M
1.5 (38)	120	100	HR37015N
1.5 (38)	120	150	HR37015P
1.5 (38)	240	150	HR37015Q
1.5 (38)	120	200	HR37015R
1.5 (38)	240	200	HR37015S
1.5 (38)	120	250	HR37015X
1.5 (38)	240	250	HR37015Y
1.75 (44)	240	100	HR37017E
1.75 (44)	120	200	HR37017F
1.75 (44)	240	200	HR37017G
2 (50)	120	75	HR37020BF
2 (50)	240	75	HR37020BG
2 (50)	120	50	HR37020L
2 (50)	120	150	HR37020M
2 (50)	240	150	HR37020N
2 (50)	120	250	HR37020P
2 (50)	120	100	HR37020Q
2 (50)	240	100	HR37020R
2 (50)	120	200	HR37020S
2 (50)	240	200	HR37020T
2 (50)	240	250	HR37020U
2 (50)	120	300	HR37020V
2 (50)	240	300	HR37020W
2.25 (57)	120	125	HR37022E
2.25 (57)	120	175	HR37022F
2.25 (57)	120	300	HR37022G
2.25 (57)	240	300	HR37022H
2.50 (64)	120	250	HR37025J
2.50 (64)	240	250	HR37025K
2.50 (64)	240	155	HR37025Z
3 (76)	240	250	HR37030AA
3 (76)	120	300	HR37030AB
3 (76)	240	300	HR37030AC
3 (76)	120	400	HR37030AD
3 (76)	240	400	HR37030AE
3 (76)	120	200	HR37030AF
3 (76)	240	500	HR37030AG
3 (76)	120	150	HR37030AV
3 (76)	240	350	HR37030BM
3 (76)	120	100	HR37030U
3 (76)	240	100	HR37030V
3 (76)	120	500	HR37030W
3 (76)	240	200	HR37030Y

3/8 in Diameter (continued)

Heater Length in (mm)	Volts	Watts	Part No.
3 (76)	120	250	HR37030Z
3.5 (89)	120	300	HR37035F
3.5 (89)	240	300	HR37035G
3.5 (89)	240	500	HR37035T
4 (102)	240	250	HR37040AA
4 (102)	120	300	HR37040AB
4 (102)	240	300	HR37040AC
4 (102)	120	400	HR37040AD
4 (102)	240	400	HR37040AE
4 (102)	240	500	HR37040AF
4 (102)	240	350	HR37040BH
4 (102)	240	600	HR37040BJ
4 (102)	240	150	HR37040W
4 (102)	120	500	HR37040X
4 (102)	120	150	HR37040Y
4 (102)	120	250	HR37040Z
4.5 (114)	120	300	HR37045E
4.5 (114)	240	300	HR37045F
4.5 (114)	240	500	HR37045G
5 (127)	240	750	HR37050AA
5 (127)	240	1000	HR37050AB
5 (127)	240	400	HR37050BB
5 (127)	120	185	HR37050BN
5 (127)	240	185	HR37050BP
5 (127)	240	550	HR37050BQ
5 (127)	120	300	HR37050U
5 (127)	120	150	HR37050V
5 (127)	240	150	HR37050W
5 (127)	240	300	HR37050X
5 (127)	120	500	HR37050Y
5 (127)	240	500	HR37050Z
5.5 (127)	240	300	HR37055J
6 (152)	240	500	HR37060AA
6 (152)	240	750	HR37060AB
6 (152)	240	400	HR37060AQ
6 (152)	120	400	HR37060AR
6 (152)	120	225	HR37060BL
6 (152)	240	225	HR37060BM
6 (152)	120	250	HR37060R
6 (152)	240	250	HR37060S
6 (152)	120	600	HR37060T
6 (152)	240	600	HR37060U
6 (152)	120	500	HR37060Z
7 (152)	240	1000	HR37070G
7 (152)	240	300	HR37070R
8 (203)	240	600	HR37080AA
8 (203)	240	1000	HR37080AB
8 (203)	120	300	HR37080AP
8 (203)	240	300	HR37080Y
8 (203)	120	600	HR37080Z
9 (229)	240	1000	HR37090F
10 (254)	120	600	HR37100H
10 (254)	240	600	HR37100J
10 (254)	240	1000	HR37100K
12 (304)	240	750	HR37120L
12 (304)	240	1000	HR37120M

0.39 in Diameter

Heater Length in (mm)	Volts	Watts	Part No.
1.97 (50)	240	250	HR39019A
3.15 (80)	240	300	HR39031B
3.94 (100)	120	350	HR39039F
3.94 (100)	240	350	HR39039G
3.94 (100)	240	500	HR39039H
4.72 (120)	240	500	HR39047C
5.91 (150)	240	500	HR39059C
6.89 (175)	240	175	HR39068B
7.87 (200)	240	350	HR39078A
7.87 (200)	240	750	HR39078B

1/2 in Diameter

Heater Length in (mm)	Volts	Watts	Part No.
1 (25)	120	50	HR50010C
1.25 (32)	120	125	HR50012F
1.25 (32)	240	125	HR50012G
1.25 (32)	240	150	HR50012H
1.5 (38)	120	200	HR50015D
1.5 (38)	240	200	HR50015E
2 (50)	240	75	HR50020AA
2 (50)	240	250	HR50020AB
2 (50)	120	200	HR50020G
2 (50)	240	200	HR50020H
2 (50)	240	300	HR50020J
2 (50)	120	300	HR50020K
2 (50)	120	400	HR50020U
2 (50)	240	400	HR50020V
2 (50)	120	75	HR50020Z
2.25 (57)	120	250	HR50022C
2.25 (57)	240	250	HR50022D
2.5 (64)	240	500	HR50025AA
2.5 (64)	120	300	HR50025L
2.5 (64)	240	300	HR50025M
2.5 (64)	120	400	HR50025N
2.5 (64)	240	400	HR50025P
3 (76)	120	250	HR50030AE
3 (76)	120	150	HR50030AP
3 (76)	240	150	HR50030AQ
3 (76)	240	250	HR50030R
3 (76)	120	300	HR50030S
3 (76)	240	300	HR50030T
3 (76)	120	400	HR50030U
3 (76)	240	400	HR50030V
3 (76)	240	500	HR50030W
3.5 (89)	120	500	HR50035E
3.5 (89)	240	500	HR50035F
4 (102)	240	250	HR50040AA
4 (102)	120	300	HR50040AB
4 (102)	240	350	HR50040AS
4 (102)	120	180	HR50040AX
4 (102)	240	180	HR50040AY
4 (102)	120	180	HR50040AX
4 (102)	240	180	HR50040AY
4 (102)	120	500	HR50040T
4 (102)	240	300	HR50040V

1/2 in Diameter (continued)

Heater Length in (mm)	Volts	Watts	Part No.
4 (102)	120	400	HR50040W
4 (102)	240	400	HR50040X
4 (102)	240	500	HR50040Y
4 (102)	240	750	HR50040Z
4.5 (114)	120	500	HR50045F
4.5 (114)	240	500	HR50045G
5 (127)	240	300	HR50050AG
5 (127)	120	350	HR50050AH
5 (127)	240	350	HR50050AJ
5 (127)	240	800	HR50050AZ
5 (127)	120	200	HR50050M
5 (127)	240	200	HR50050N
5 (127)	120	500	HR50050P
5 (127)	240	500	HR50050R
5 (127)	240	750	HR50050S
5 (127)	240	1000	HR50050T
5.5 (140)	240	750	HR50055E
6 (152)	240	1500	HR50060AZ
6 (152)	240	1000	HR50060BZ
6 (152)	120	750	HR50060R
6 (152)	120	1000	HR50060S
6 (152)	120	300	HR50060V
6 (152)	240	300	HR50060W
6 (152)	240	500	HR50060X
6 (152)	240	750	HR50060Z
6.5 (152)	120	1000	HR50065F
7 (178)	120	600	HR50070F
7 (178)	240	600	HR50070G
7 (178)	240	1000	HR50070H
7 (178)	240	500	HR50070R
8 (203)	240	1500	HR50080AA
8 (203)	120	400	HR50080BN
8 (203)	240	400	HR50080BP
8 (203)	240	1200	HR50080BR
8 (203)	120	500	HR50080U
8 (203)	120	750	HR50080V
3 (76)	120	400	HR50030U
3 (76)	240	400	HR50030V
3 (76)	240	500	HR50030W
3.5 (89)	120	500	HR50035E
3.5 (89)	240	500	HR50035F
4 (102)	240	250	HR50040AA
4 (102)	120	300	HR50040AB
4 (102)	240	350	HR50040AS
4 (102)	120	180	HR50040AX
4 (102)	240	180	HR50040AY
4 (102)	120	500	HR50040T
4 (102)	240	300	HR50040V

1/2 in Diameter (continued)

Heater Length in (mm)	Volts	Watts	Part No.
10 (254)	240	2000	HR50100N
10 (254)	120	1000	HR50100P
10 (254)	240	1000	HR50100Q
10 (254)	240	1500	HR50100R
12 (254)	120	600	HR50120AF
12 (254)	240	600	HR50120AG
12 (305)	120	500	HR50040T
12 (305)	120	1000	HR50120K
12 (305)	240	1000	HR50120L
12 (305)	240	1500	HR50120M
12 (305)	240	2000	HR50120N
14 (356)	240	1000	HR50140C
15 (356)	240	1000	HR50150K
15 (356)	240	1500	HR50150L
16 (406)	240	1000	HR50160N
16 (406)	120	800	HR50160T
16 (406)	240	800	HR50160U

5/8 in Diameter

Heater Length in (mm)	Volts	Watts	Part No.
1.5 (38)	120	200	HR62015A
2 (51)	120	200	HR62020C
2 (51)	240	200	HR62020D
2 (51)	120	100	HR62020F
2 (51)	240	100	HR62020G
2 (51)	240	300	HR62020H
2.5 (64)	120	250	HR62022A
2.25 (57)	240	250	HR62022B
3 (76)	120	250	HR62030E
3 (76)	240	250	HR62030F
3 (76)	120	400	HR62030G
3 (76)	240	400	HR62030J
3 (76)	120	500	HR62030K
3 (76)	240	500	HR62030L
3 (76)	120	200	HR62030R
3 (76)	240	200	HR62030S
3.75 (95)	120	525	HR62037B
3.75 (95)	240	525	HR62037C
4 (102)	120	250	HR62040AH
4 (102)	240	250	HR62040AJ
4 (102)	240	700	HR62040AK
4 (102)	120	500	HR62040E
4 (102)	240	500	HR62040F
4 (102)	240	1000	HR62040G
4 (102)	240	750	HR62040H
5 (127)	120	500	HR62050G
5 (127)	240	500	HR62050H
5 (127)	240	750	HR62050J
5 (127)	240	1000	HR62050K
5 (127)	120	300	HR62050V
5 (127)	240	300	HR62050W
5.37 (136)	240	800	HR62053A
6 (152)	240	500	HR62060H

5/8 in Diameter (continued)

Heater Length in (mm)	Volts	Watts	Part No.
6 (152)	240	750	HR62060J
6 (152)	240	1000	HR62060K
6 (152)	120	375	HR62060W
6 (152)	240	375	HR62060X
7 (178)	120	1000	HR62070D
7 (178)	240	1500	HR62070E
7 (178)	240	1000	HR62070F
8 (203)	120	500	HR62080AB
8 (203)	240	500	HR62080AC
8 (203)	240	1200	HR62080AE
8 (203)	240	1000	HR62080H
8 (203)	120	1000	HR62080J
8 (203)	240	1500	HR62080K
9 (229)	240	1000	HR62090B
9 (229)	240	1500	HR62090C
9 (229)	240	1400	HR62090L
10 (254)	240	2000	HR62100E
10 (254)	240	1000	HR62100F
10 (254)	240	1500	HR62100G
10 (254)	120	650	HR62100S
10 (254)	240	650	HR62100T
12 (305)	240	1500	HR62120C
12 (305)	240	2000	HR62120D
12 (305)	240	1000	HR62120E
12 (305)	120	775	HR62120Q
12 (305)	240	775	HR62120R
14 (356)	240	1500	HR62140G
14 (356)	240	2400	HR62140H
14 (356)	240	900	HR62140M
14 (356)	240	2000	HR62140P
16 (406)	240	1000	HR62160N
16 (406)	240	2110	HR62160P
16 (406)	120	1050	HR62160V
16 (406)	240	1050	HR62160W
24 (610)	240	1000	HR62240G
24 (610)	240	1500	HR62240H
24 (610)	240	2000	HR62240J

3/4 in Diameter

Heater Length in (mm)	Volts	Watts	Part No.
2 (50)	120	200	HR75020A
2 (50)	240	200	HR75020B
2 (50)	240	300	HR75020C
3 (76)	240	400	HR75030A
3 (76)	240	500	HR75030B
3 (76)	120	500	HR75030G
3 (76)	240	225	HR75030H
4 (102)	120	500	HR75040D
4 (102)	240	500	HR75040E
4 (102)	240	750	HR75040F
4 (102)	120	1000	HR75040G
4 (102)	120	300	HR75040T
4 (102)	240	300	HR75040U

3/4 in Diameter (continued)

Heater Length in (mm)	Volts	Watts	Part No.
5 (127)	240	500	HR75050E
5 (127)	240	1000	HR75050F
5 (127)	120	1000	HR75050G
5 (127)	120	375	HR75050L
5 (127)	240	375	HR75050M
6 (152)	120	500	HR75060C
6 (152)	240	750	HR75060D
6 (152)	240	1500	HR75060E
6 (152)	240	500	HR75060F
6 (152)	240	1000	HR75060G
6 (152)	120	450	HR75060N
6 (152)	240	450	HR75060P
6 (152)	240	1200	HR75060Q
7 (178)	120	500	HR75070A
7 (178)	240	500	HR75070B
7 (178)	240	1000	HR75070C
7 (178)	240	1500	HR75070D
8 (203)	120	750	HR75080G
8 (203)	240	750	HR75080H
8 (203)	240	1500	HR75080J
8 (203)	240	2000	HR75080K
8 (203)	240	1000	HR75080L
8 (203)	120	600	HR75080W
8 (203)	240	600	HR75080X
9 (229)	240	1800	HR75090D
10 (254)	240	1000	HR75100B
10 (254)	240	1500	HR75100C
10 (254)	240	2000	HR75100D
10 (254)	120	800	HR75100P
10 (254)	240	800	HR75100Q
10 (254)	240	1600	HR75100R
12 (254)	240	1000	HR75120C
12 (254)	240	1500	HR75120D
12 (254)	240	2000	HR75120E
12 (254)	120	950	HR75120R
12 (254)	240	950	HR75120S
14 (356)	240	1100	HR75140J
14 (356)	240	2200	HR75140K
16 (406)	240	1250	HR75160F
24 (610)	240	1000	HR75240L
24 (610)	240	1500	HR75240M
24 (610)	120	2000	HR75240N

25/32 in Diameter

Heater Length in (mm)	Volts	Watts	Part No.
7.87 (200)	240	1000	HR78078C
7.87 (200)	240	1500	HR78078F
15.75 (400)	240	3200	HR78157B

IMMERSION CARTRIDGE HEATERS

Features & Benefits

- ▶ 316 stainless steel sheath for corrosion resistance
- ▶ Internal heat source is close to sheath, maximizing heat transfer
- ▶ Magnesium oxide packing minimizes internal temperature losses
- ▶ NPT threaded bushing for sealing against process liquid
- ▶ Customized wattage for application

Specifications

Voltage: 120 or 240 VAC, single or 3-phase

Power Density: Up to 70 watts/in² (11 watts/cm²)
(determined by heater diameter and maximum amps)

Ordering Information

Catalog No.	EM25	EM37	EM50	EM62	EM75	EM1.0	EM1.2	EM1.9	EM2.3
Bushing NPT	1/8	1/4	3/8	1/2	3/4	1	1-1/4	2	2-1/2
Element Dia (in)	0.25	0.37	0.5	0.62	0.75	1.0	1.25	1.9	2.3
Maximum Amps	3.5	6.0	10	10	15	25	30	40	50

Customize Your Immersion Cartridge Heater*

Other voltages and distributive wattage available

Sheath Material: 316 stainless steel or incoloy

Mounting Bushings: Brass, stainless steel, single NPT or double coupling head

Thermocouple: Type-J, Type-K, grounded, ungrounded

Potting Leads: Epoxy, silicone rubber, or ceramic-metal; hermetically sealed

Lead Configuration: Right angle, spring protection, ground wire, fiberglass, or silicone sleeves; strain-relief

Lead Protection: Flexible stainless steel conduit, stainless steel flexible braid

Terminal Enclosure: Nema 1 general purpose, Nema 1 rust resistant, moisture resistant, explosion resistant

*Not all options are available in all sizes

IMPORTANT: The heated portion is designed to be fully immersed in liquid. A temperature controller is required for these products. See options starting on page 145.

UL Recognized - E56973

CSA - 016-0-000



NEW!

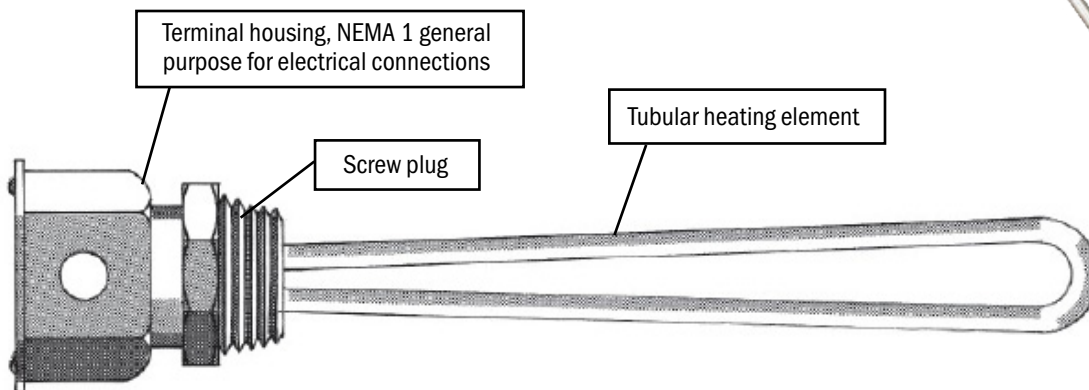
SCREW PLUG IMMERSION HEATERS

Features & Benefits

- ▶ Steel, copper, or incoloy sheathed elements.
One, two or three per unit depending on size
- ▶ Element supports in multiple element units for proper element spacing as required
- ▶ Screw plugs 1 in, 1¼ in, 2 in, and 2½ in NPT based on element configuration
- ▶ Optional thermostat and well for temperature control
- ▶ General purpose terminal housing with conduit opening
- ▶ 120V, 208V, 240V, 480V, single or three phase which are factory wired to your requirements
- ▶ Long, trouble-free service
- ▶ Made in USA



Construction



Customize Your Screw Plug Immersion Heater

Other voltages available

Sheath Material: Copper, steel, or stainless steel

Screw Plug Material: Brass, steel, or stainless steel

Terminal Housing: NEMA 1, or moisture/explosion resistant

Thermostat available

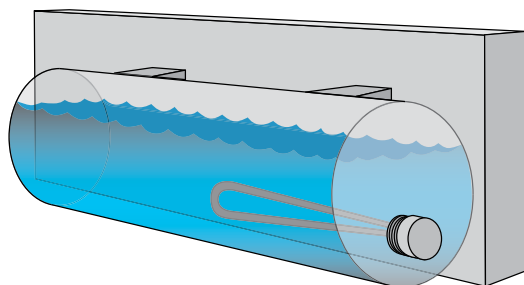
UL AND C-UL Recognized - E177353

SCREW PLUG HEATER SELECTION GUIDE

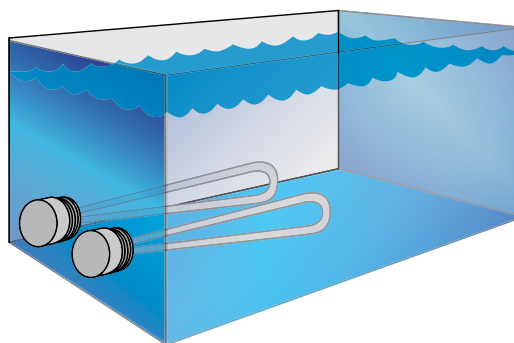
Application	Solution or Application	Alkaline or Acid Content (Est. % by Volume)	Sheath Material	Typical Watt Density (watts/sq. in.)	Screw Plug Material
Water and Very Mild Solutions	Clean Water Neutral	pH6-8	Copper	45	Brass
	Process Water or Very Mild Solutions	pH5-9, 2-3%	Incoloy	45	Stainless Steel
	Mild Solutions	5-6%	Incoloy	45	Stainless Steel
	Demineralized or Deionized Water	-	Incoloy	45	Stainless Steel
Oil Heating	Low Viscosity Oil	-	Steel	23	Steel
	Medium Viscosity Oil	-	Steel	15	Steel
	High Viscosity Oil	-	Steel	6	Steel
Specialty Heaters	Process Water	pH5-9	Incoloy	45	Brass
	Demineralized Water	-	Incoloy	45	Stainless Steel
	Low Viscosity Oil	-	Incoloy	23	Steel
	Pipe Insert	-	Incoloy	12	Brass
	Hot Tubs, Spa	Treated	Incoloy	100	Brass
	Commercial Equipment	Clean Water	Incoloy	30	Brass
	Commercial Equipment	Clean Water	Copper	60	Brass

Installation

The heater is screwed into a pipe coupling or half coupling in a tank. Units must be immersed at all times for proper operation.



Oil Reservoir Heater



Tank Heater

EASY WAYS TO ORDER

1. Contact your local distributor. Check BriskHeat.com to locate a local distributor.
2. Call BriskHeat® at 800-848-7673 or 614-294-3376. We have a staff of application specialists to solve your unique needs.
3. Order online at BriskHeat.com - 24/7.

PAYMENT TERMS

Credit Card Options



Net 30 Option

Net 30 Terms are available to qualified companies. Please contact your Account Manager for additional details.


HVAC & PLUMBING



BriskHeat®

HOT WATER HEATER ELEMENTS & TUNE-UP KITS

NEW!



Straight “Hairpin” Style

Foldback Style

Features & Benefits

- ▶ Gaskets and instructions included
- ▶ Simplifies electric water heater diagnostics and repair
- ▶ Replacement for most major brands

Specifications

- 240 VAC
- 4500 watts



Heavy-Duty Foldback Style*

* Resists dry firing, lime deposits, and sand that could cause burn-out to ordinary elements. Best when water has high-mineral content. Minimum tank diameter 15 in

Ordering Information

Part No.	Description	Cross Reference for AO Smith/Apcon	Cross Reference for Camco	Cross Reference for Rheem
408188	Straight “Hairpin” Element	100108283/9000092015	02342/02343	N/A
408196	Foldback Element	100108283/9000092015	02583	N/A
408209	Hairpin Kit	100108283/9000092015	07013	UV20018
408217	Foldback Kit	100108283/9000092015	07033	N/A
408233	Heavy-Duty Foldback Style	100108283/9000405015	02923	N/A
408225	Wrench	100108406/9000092015	09883	N/A

Installation Accessory



Screw-In Water Heater Element Wrench - Fits All Standard Screw-In Elements

Each “Hairpin” Kit Includes

- One Therm-O-Disc lower thermostat
- One Therm-O-Disc upper thermostat
- Two 240V/4500W high-watt density screw-in type water heater elements - BriskHeat part #408188
- Two thermostat element gaskets

Each Foldback Kit Includes

- One Therm-O-Disc lower thermostat
- One Therm-O-Disc upper thermostat
- Two 240V/4500W high-watt density screw-in type water heater elements - BriskHeat part #408196
- Two thermostat element gaskets

SURESTART COMPRESSOR SOFT STARTERS

Features & Benefits

- ▶ Reduces inrush start-current by up to 70%
- ▶ Automatically optimizes the starting current without a user interface
- ▶ Voltages from 110 to 460 VAC, single and three phase
- ▶ Reduces required size of back-up generators or solar power systems
- ▶ Extends equipment life by reducing torque by up to 70%
- ▶ Provides brownout protection
- ▶ Protects compressors and motors from:
 - Stalling
 - Overheating
 - Contactor arcing damage
 - Mechanical shock
 - Motor reversal

Specifications

Contactor: Secondary

Power Supply & Control Voltage: Auto-start at power-up

Start Current Reduction: 70% (single phase); 40% (three phase)

Start Torque Reduction: Up to 70%

Starts Per Hour: 15

Short Circuit Current Rating (SCCR): 5 kA

Operating Temperature Range: -4 to 140°F (-20 to 60°C) Storage

Temperature Range: -40 to 185°F (-40 to 85°C)

Life Expectancy at Maximum Load Rate: Minimum 100,000 cycles

Dimensions:

- Standard: 5.30 x 2.94 x 1.96 in (135 x 75 x 50 mm)

- RV: 8.00 x 3.25 x 2.25 in (203 x 83 x 57 mm)


Weight: 1.11 lb (500 g)

IP Rating: Standard - IP20; RV - IP65




Ordering Information

Part No.	Nominal Voltage Rating VAC	Phase	Frequency Hz ±3%	Maximum Load Amps	Maximum Starting Amps	Motor Current, max FLA range	Motor Size hp	Minimum Startup Voltage	Maximum High Voltage	Shutdown on Low Voltage
SS0C04-20RW	115 - 120	Single Phase	60	20	120	4 - 20 A	—	103	130	98
SS0B12-20SN	110 - 115		60	20	35	12 - 20 A	0.75 - 1.5	103	126	98
SS1B08-16SN	208 - 230		50/60	16	35	8 - 16 A	1.75 - 3.5	180	253	175
SS1B16-32SN	208 - 230		50/60	32	65	16 - 32 A	3.5 - 7	180	253	175
SS2A04-28SN	208 - 230	Three Phase	50/60	38	150	4 - 28 A	2 - 10	187	253	176
SS3A04-27SN	380		50/60	38	150	4 - 27 A	2 - 15	342	422	323
SS4A04-34SN	415		50	38	150	4 - 34 A	2 - 20	373	460	353
SS5A04-27SN	460		60	38	150	4 - 27 A	2 - 20	414	510	391



Single-Phase Model



NEW: Three-Phase Model

Typical Locked Rotator Amperage (LRA) Reduction with Soft-Starter

Motor Size	Before Soft-Starter	After Soft-Starter
7 hp	183 A	73 A
6 hp	150 A	60 A
5 hp	130 A	52 A
4 hp	100 A	40 A
3 hp	75 A	30 A
2 hp	50 A	20 A

CRANKCASE HEATERS FOR HVAC/R COMPRESSORS

Features & Benefits

- ▶ Band-style is flexible and easy to install
- ▶ Rapid heat-up
- ▶ Moisture proof
- ▶ Corrosion resistant
- ▶ Grounded for safety
- ▶ OEM replacement



Specifications

Material: Aluminum band with SS closure strap

Band Width: 0.5 in (12.7 mm)

Band Thickness: 0.25 in (6.4 mm)

Max Surface Temperature: 302°F (150°C)

Lead Wires: 18 ga XLPE insulated leads with bare wire (no plug)

Ground Wire: 18 ga green/yellow insulated ground wire with ring terminal

Clamp Style: Quick-release band clamp with 5/16 in hex slotted screw

Ordering Information


Step 1 – Measure the circumference or diameter of your crankcase or compressor

Step 2 – Determine voltage and wattage

Step 3 – Select heater based on those parameters



NEW!



BriskHeat Part No.	Circumference in (cm)	Diameter in (cm)	Voltage	Wattage	Lead Length in (cm)	Ground Length in (cm)
840051001	15.3 to 22 (38.9 to 55.9)	4.9 to 7 (12.4 to 17.8)	240	40	21.25 (54)	21.25 (54)
840051002	20.5 to 27.1 (52.1 to 68.8)	6.5 to 8.7 (16.5 to 22.1)	240	40	21.75 (55.2)	29.25 (74.3)
840051004	21.3 to 28 (54.1 to 71.1)	6.8 to 8.9 (17.3 to 22.6)	480	70	21.75 (55.2)	29.25 (74.3)
840051006	21.3 to 28 (54.1 to 71.1)	6.8 to 8.9 (17.3 to 22.6)	240	70	48.25 (122.6)	48.25 (122.6)
840051007	27.3 to 34 (69.3 to 86.4)	8.7 to 10.8 (22.1 to 27.4)	240	93	48.25 (122.6)	48.25 (122.6)
840051008	27.3 to 34 (69.3 to 86.4)	8.7 to 10.8 (22.1 to 27.4)	480/400	93/66	48.25 (122.6)	48.25 (122.6)
840051009	39.5 to 46.1 (100.3 to 117.1)	12.6 to 14.7 (32 to 37.3)	230	95	28.75 (73)	29.25 (74.3)
840051010	27.3 to 34 (69.3 to 86.4)	8.7 to 10.8 (22.1 to 27.4)	230	66	48.25 (122.6)	48.25 (122.6)

HOTBELT™ WRAPAROUND REFRIGERANT JUG WARMER

Features & Benefits

- ▶ Adjustable fit design with hook & loop strap fits common size cylinders: 30 lb, 50 lb, and 125 lb (13 kg, 23 kg, and 57 kg)
- ▶ Designed to heat the tank surface to 120°F (49°C)
- ▶ Moisture and chemical resistant — IP56 rated
- ▶ 6 ft (1.8 m) long power cord with choice of plug
- ▶ Preheats and keeps refrigerant jug cylinders warm when servicing HVACR systems in cold weather
- ▶ Ensures adequate pressure from refrigerant to A/C or refrigeration system during cold weather servicing
Ideal for portable and outdoor use
- ▶ Easy-to-use — simple plug-and-play design
- ▶ Rugged — provides long service life and can be used in a wide variety of environments

Specifications

Heater Width: 6 in (152 mm)

Length: 26 in (660 mm)

Thermostat: Thermostat is preset to 158°F (70°C) and the heater is designed to heat the surface of the tank to 120°F (49°C)

Exposure Temperature: -60°F to 450°F (-51°C to 232°C)

Voltage: 120, 230, or 240 VAC

Power Density: 1.4 W/in² (0.2 W/cm²)

Dielectric Strength: Over 2000 volts

Silicone Rubber Density: 46.0 oz/yd² (1560 g/m²)

Closure Method: Adjustable strap

Cylinder Diameter Range: Minimum 9 in (229 mm)

Power Cord: 6 ft (1.8 m) long with choice of power plug

IP Rating: IP56

*Variations in ambient temperature and material contents within the cylinder may affect actual surface temperature of the cylinder.

Ordering Information

Part No.	Voltage VAC	Plug Type	Total Watts
HB1001	120	NEMA 5-15P	200
HB2001	240	NEMA 6-15P	200
HB2002	230	CEE 7/7	200

NEW!



Plug & Play



**Moisture
& Chemical
Resistant**



Safe to use with common refrigerants:

- R-410A
- R-407C
- R-139A
- R-22
- R-404
- And more

EVAPOWAY™ TUBULAR CONDENSATE EVAPORATOR PANS

Features & Benefits

- ▶ Runs independent of ambient conditions
- ▶ High-limit safety and float-switch operation
- ▶ Tubular-style heating element
- ▶ For use in non low flashpoint refrigerant applications
- ▶ Provides the required heat in the application to eliminate condensation water in commercial refrigeration, HVAC, and vertical transportation (elevators)
- ▶ Space-saving design
- ▶ Wide variety of sizes to accommodate different capacities and voltages



Specifications

Power Cord: 36 in (914 mm) long

- 120 VAC includes standard 3-prong plug (NEMA 5-15)
- 208 and 240 VAC has bare wire leads
- Other lengths and terminations available upon request

Pan Construction: Corrosion resistant 22-gauge stainless steel

Pan Size: Wide range of choices

Voltage: 120, 208, or 240 VAC

Wattage: 200 to 3000 watts

Dissipation Rate Options: 1.5 to 24 gallons per day (5.7 to 90.8 liters per day)

Ordering Information

Part No.	Nominal Pan Size L x W x H in (mm)	Nominal Assembly Size L x W x H in (mm)	Capacity qt (l)	Watts	Volts	Amps	Maximum Dissipation Rate gal (l) per day
DM02T-1S				200	120	1.67	1.5 (5.7)
DM04T-1S	10 x 7 x 2.5	10.3 x 7 x 5.3	1.75 (1.7)	400	120	3.33	3.5 (13.2)
DM04T-2S	(254 x 178 x 64)	(262 x 178 x 135)		400	208	1.92	3.5 (13.2)
DM04T-3S				400	240	1.66	3.5 (13.2)
DM06S-1S				600	120	5.00	4.5 (17.0)
DM08S-1S	13 x 7 x 2.5	13 x 7 x 5.3	2.37 (2.2)	800	120	6.67	6 (22.7)
DM08S-2S	(330 x 178 x 64)	(330 x 178 x 135)		800	208	3.85	6 (22.7)
DM08S-3S				800	240	3.33	6 (22.7)
DM06M-1S				600	120	5.00	4.5 (17.0)
DM07M-1S				750	120	6.25	5.5 (20.8)
DM07M-2S	13 x 7 x 4	13 x 7 x 6.8	4	750	208	3.61	5.5 (20.8)
DM10M-1S	(330 x 178 x 102)	(330 x 178 x 173)	(3.8)	1000	120	8.33	8 (30.3)
DM10M-2S				1000	208	4.81	8 (30.3)
DM10M-3S				1000	240	4.17	8 (30.3)
DM08WS-1S				800	120	6.67	6 (22.7)
DM08WS-2S	13 x 10 x 2.5	13 x 10.3 x 5.3	4.3 (4.1)	800	208	3.85	6 (22.7)
DM08WS-3S	(330 x 254 x 64)	(330 x 262 x 135)		800	240	3.33	6 (22.7)

Part No. Cross References

BriskHeat Part No.	Supco® Part No.	Birmingham Part No.
DM04T-1S	CP801	840111
DM08S-1S	CP802	880111
DM10M-1S	CP804	810134
DM10M-3S	CP804-240	-
DM10W-1D	CP804HD	810114
DM10W-3D	CP804HD-240	-
DM10W-1S	CP807	-
DM10W-3S	CP807-240	810244
DM10WW-1D	CP808	-
DM15WW-1D	CP815	815134
DM15WW-3D	CP815-240	815244
DM05W-1D	CP816	850114
DM10W-2D	CP817	810214
DM10W-2S	CP818	-
DM15W-1D	CP819	815144
DM15W-2D	CP820	815214
DM15WW-2D	CP821	815234

Ordering Information

Part No.	Nominal Pan Size L x W x H in (mm)	Nominal Assembly Size L x W x H in (mm)	Capacity qt (l)	Watts	Volts	Amps	Maximum Dissipation Rate gal (l) per day
DM05W-1D	13 x 10 x 4 (330 x 254 x 102)	13 x 10.3 x 6.8 (330 x 262 x 173)	7 (6.6)	500	120	4.17	5 (18.9)
DM06W-1S				600	120	5	4.5 (17.0)
DM07W-1S				750	120	6.25	5.5 (20.8)
DM08W-1S				800	120	6.67	6 (22.7)
DM09W-1S				900	120	3.85	7 (26.5)
DM10W-1S				1000	120	8.33	8 (30.3)
DM10W-2S				1000	208	6.67	8 (30.3)
DM10W-3S				1000	240	7.50	8 (30.3)
DM10W-1D				1000	120	8.33	8 (30.3)
DM10W-2D				1000	208	4.81	8 (30.3)
DM10W-3D				1000	240	4.17	8 (30.3)
DM12W-1D				1200	120	10.00	10 (37.9)
DM15W-1S				1500	120	12.5	12 (45.4)
DM15W-2S				1500	208	7.21	12 (45.4)
DM15W-3S				1500	240	6.25	12 (45.4)
DM15W-1D				1500	120	12.5	12 (45.4)
DM015W-2D				1500	208	7.21	12 (45.4)
DM15W-3D				1500	240	6.25	12 (45.4)
DM18W-1D				1800	120	15.00	14 (53.0)
DM20W-2D				2000	208	9.61	15 (56.8)
DM20W-3D				2000	240	8.33	15 (56.8)
DM15X-3S	13 x 10 x 6 (330 x 254 x 152)	13 x 10.3 x 8.8 (330 x 262 x 224)	10 (9.5)	1500	240	6.25	12 (45.4)
DM18X-1D				1800	120	15.00	14 (53.0)
DM15XY-2S	21 x 6 x 6 (533 x 152 x 152)	21 x 6.3 x 8.8 (533 x 160 x 224)	9 (8.5)	1500	208	7.21	12 (45.4)
DM15XY-3S				1500	240	6.25	12 (45.4)
DM05WW-1D	21 x 13 x 4 (533 x 330 x 102)	21 x 13 x 6.8 (533 x 330 x 173)	15 (14.2)	500	120	4.17	5 (18.9)
DM10WW-1D				1000	120	8.33	8 (30.3)
DM10WW-2D				1000	208	4.81	8 (30.3)
DM10WW-3D				1000	240	4.17	8 (30.3)
DM12WW-1D				1200	120	10.00	10 (37.9)
DM15WW-1D				1500	120	12.5	12 (45.4)
DM15WW-2D				1500	208	7.21	12 (45.4)
DM15WW-3D				1500	240	6.25	12 (45.4)
DM18WW-1D				1800	120	15.00	14 (53.0)
DM20WW-2D				2000	208	9.62	15 (56.8)
DM20WW-3D				2000	240	8.33	15 (56.8)
DM30WW-1S	21 x 13 x 4 (533 x 330 x 102)	21 x 13 x 8.8 (533 x 330 x 224)	15 (14.2)	3000 (2 X 1500)	120	12.5	24 (90.8)
DM30WW-3S				3000 (2 X 1500)	240	6.25	24 (90.8)
DM15XX-3S	21 x 13 x 6 (533 x 330 x 152)	21 x 13 x 8.8 (533 x 330 x 224)	21 (19.9)	1500	240	6.25	12 (45.4)
DM18XX-1D				1800	120	15.00	14 (53)
DM30XX-2S				3000 (2 X 1500)	208	7.21	24 (90.8)
DM30XX-3S				3000 (2 X 1500)	240	6.25	24 (90.8)

Accessories

Part No.	Description
A-450-313	Small Float for Evapoway Tubular Pans. Fits pan sizes T, S, WS, and WWS
A-450-314	Large Float for Evapoway Tubular Pans. Fits Pan Sizes M, W, and WW
A-450-315XL	Extra-Large Float for Evapoway Tubular Pans. Fits pan sizes X, XX, and XY

EVAPOWAY™ PTC CONDENSATE EVAPORATOR PANS

Features & Benefits

- ▶ Positive Thermal Coefficient (PTC) heating element
- ▶ Positive evaporation
- ▶ No electro-mechanical components which reduce potential field failures
- ▶ Suitable for low flashpoint refrigerants
- ▶ Space-saving, low-profile design

Specifications

Pan Construction: Corrosion resistant
22-gauge stainless steel

Voltage: 120 or 240 VAC

Wattage*: Up to 1000 watts

*nominal power rating in 212°F (100°C) water

Tolerance: +5%; -20%

Power Cord: 36 in (914 mm) long

– 120 VAC includes standard 3-prong plug (NEMA 5-15)

– 240 VAC has bare wire leads

– Other lengths and terminations available upon request



UL US
UL No: SA4508

Ordering Information

Part No.	Nominal Pan Size L x W x H in (mm)	Nominal Assembly Size L x W x H in (mm)	Capacity qt (l)	Watts	Volts	Amps	Maximum Dissipation Rate gal (l) per day
PTC04T-1	10 x 7 x 2.5	12 x 7 x 3	1.75 (1.7)	400	120	3.33	3.5 (13.2)
PTC04T-3	(254 x 178 x 64)	(305 x 178 x 76)		400	240	1.67	3.5 (13.2)
PTC04Q-1	10 x 7 x 4	12 x 7 x 4.5	2.8 (2.6)	400	120	3.33	3.5 (13.2)
PTC04Q-3	(254 x 178 x 102)	(305 x 178 x 114)		400	240	1.67	3.5 (13.2)
PTC04S-1				400	120	3.33	3.5 (13.2)
PTC04S-3	13 x 7 x 2.5	14.5 x 7 x 3	2.3 (2.2)	400	240	1.67	3.5 (13.2)
PTC05S-1	(330 x 178 x 64)	(368 x 178 x 76)		500	120	4.17	4 (15.1)
PTC05S-3				500	240	2.08	4 (15.1)
PTC04M-1				400	120	3.33	3.5 (13.2)
PTC04M-3	13 x 7 x 4	14 x 7 x 4.5	4 (3.8)	400	240	1.67	3.5 (13.2)
PTC05M-1	(330 x 178 x 102)	(356 x 178 x 114)		500	120	4.17	4 (15.1)
PTC05M-3				500	240	2.08	4 (15.1)
PTC04Y-1				400	120	3.33	3.5 (13.2)
PTC04Y-3	13 x 7 x 6	14 x 7 x 6.5	6.6 (6.2)	400	240	1.67	3.5 (13.2)
PTC05Y-1	(330 x 178 x 152)	(356 x 178 x 165)		500	120	4.17	4 (15.1)
PTC05Y-3				500	240	2.08	4 (15.1)
PTC04WS-1				400	120	3.33	3.5 (13.2)
PTC04WS-3				400	240	1.67	3.5 (13.2)
PTC05WS-1	13 x 10 x 2.5	14.5 x 10.3 x 3	4.3 (4.1)	500	120	4.17	4 (15.1)
PTC05WS-3	(330 x 250 x 64)	(368 x 262 x 76)		500	240	2.08	4 (15.1)
PTC10WS-1				1000	120	8.33	8 (30.3)
PTC10WS-3				1000	240	4.17	8 (30.3)
PTC04W-1				400	120	3.33	3.5 (13.2)
PTC04W-3				400	240	1.67	3.5 (13.2)
PTC05W-1	13 x 10 x 4	14 x 10.3 x 3	6.3 (6.0)	500	120	4.17	4 (15.1)
PTC05W-3	(330 x 254 x 102)	(356 x 262 x 76)		500	240	2.08	4 (15.1)
PTC10W-1				1000	120	8.33	8 (30.3)
PTC10W-3				1000	240	4.17	8 (30.3)

Ordering Information

Part No.	Nominal Pan Size L x W x H in (mm)	Nominal Assembly Size L x W x H in (mm)	Capacity qt (l)	Watts	Volts	Amps	Maximum Dissipation Rate gal (l) per day
PTC04X-1	13 x 10 x 6 (330 x 254 x 152)	14 x 10.3 x 6.5 (356 x 262 x 165)	10 (9.5)	400	120	3.33	3.5 (13.2)
PTC04X-3				400	240	1.67	3.5 (13.2)
PTC05X-1				500	120	4.17	4 (15.1)
PTC05X-3				500	240	2.08	4 (15.1)
PTC10X-1				1000	120	8.33	8 (30.3)
PTC10X-3				1000	240	4.17	8 (30.3)
PTC04XY-1	21 x 6 x 6 (533 x 152 x 152)	22 x 6.3 x 6.5 (559 x 160 x 165)	9 (8.5)	400	120	3.33	3.5 (13.2)
PTC04XY-3				400	240	1.67	3.5 (13.2)
PTC05XY-1				500	120	4.17	4 (15.1)
PTC05XY-3				500	240	2.08	4 (15.1)
PTC07XY-1				750	120	6.25	5.5 (20.8)
PTC07XY-3				750	240	3.13	5.5 (20.8)
PTC04WWS-1	21 x 13 x 2.5 (533 x 330 x 64)	23 x 13 x 3 (584 x 330 x 76)	7 (6.6)	400	120	3.33	3.5 (13.2)
PTC04WWS-3				400	240	1.67	3.5 (13.2)
PTC05WWS-1				500	120	4.17	4 (15.1)
PTC05WWS-3				500	240	2.08	4 (15.1)
PTC07WWS-1				750	120	6.25	5.5 (20.8)
PTC07WWS-3				750	240	3.13	5.5 (20.8)
PTC10WWS-1	21 x 13 x 4 (533 x 330 x 102)	23 x 13 x 4.5 (584 x 330 x 114)	15 (14.2)	1000	120	8.33	8 (30.3)
PTC10WWS-3				1000	240	4.17	8 (30.3)
PTC04WW-1				400	120	3.33	3.5 (13.2)
PTC04WW-3				400	240	1.67	3.5 (13.2)
PTC05WW-1				500	120	4.17	4 (15.1)
PTC05WW-3				500	240	2.08	4 (15.1)
PTC10WW-1	21 x 13 x 6 (533 x 330 x 152)	22 x 13 x 6.5 (559 x 330 x 165)	21 (19.9)	1000	120	8.33	8 (30.3)
PTC10WW-3				1000	240	4.17	8 (30.3)
PTC04XX-1				400	120	3.33	3.5 (13.2)
PTC04XX-3				400	240	1.67	3.5 (13.2)
PTC05XX-1				500	120	4.17	4 (15.1)
PTC05XX-3				500	240	2.08	4 (15.1)
PTC07XX-1	21 x 13 x 6 (533 x 330 x 152)	22 x 13 x 6.5 (559 x 330 x 165)	21 (19.9)	750	120	6.25	5.5 (20.8)
PTC07XX-3				750	240	3.13	5.5 (20.8)
PTC10XX-1				1000	120	8.33	8 (30.3)
PTC10XX-3				1000	240	4.17	8 (30.3)

EASY WAYS TO ORDER

1. Contact your local distributor. Check BriskHeat.com to locate a local distributor.
2. Call BriskHeat® at 800-848-7673 or 614-294-3376. We have a staff of application specialists to solve your unique needs.
3. Order online at BriskHeat.com - 24/7.

PAYMENT TERMS

Credit Card Options




Net 30 Option

Net 30 Terms are available to qualified companies. Please contact your Account Manager for additional details.

YOUR SPEC OUR TECH

BriskHeat has been meeting a diverse range of industrial heating needs since 1949. BriskHeat designs and manufactures flexible heating elements, control systems, and accessories that provide custom solutions for process heating, freeze protection, viscosity control, and condensation prevention.

BriskHeat's products are utilized in all types of markets from petrochemicals and semiconductors to food processing and biotech. And BriskHeat is THE WORLDWIDE leader in flexible surface heat trace products that meet the needs of global customers in virtually every industry.



BriskHeat®

4800 Hilton Corporate Drive
Columbus, OH 43232
800-848-7673 | 614-294-3376
BriskHeat.com
bhsales1@briskheat.com

GLOSSARY OF TERMS

Ampere – Unit of current (flow) $I=E/R$

AC – Alternating current.

Ampacity – Current-carrying capacity of the conductor under stated thermal conditions.

Conductor – Current-carrying, non-heat producing component of a heating element.

Conduction – Transfer of energy within or between two bodies in physical contact.

Convection – Movement of a mass with its associated energy (liquid or gas) from one location to another.

DC – Direct current.

Dielectric Strength – Ability of the electrical insulation to withstand an applied voltage.

Dielectric Breakdown – Voltage at which the dielectric strength of the insulating material falls below an acceptable level.

Differential – For an on/off controller, it refers to the temperature difference between the temperature at which the heat is turned back on. It is expressed in degrees.

Ground – Conducting connection between an electrical circuit or equipment and the earth or some conducting body.

Hazardous Location – Locations are classified depending on the properties of the flammable vapors, gases, combustible dusts, or fibers which may be present; and the likelihood that a flammable or combustible concentration of quantity is present.

Heat – Energy in transition, or transfer, from one body to another by virtue of temperature difference existing between the bodies.

Heater – A completed, usable assembly containing one or more elements.

Heating Element – A resistor encased in an acceptable insulating material covered with a protective sheath.

Heat of Fusion – Heat necessary to change solid to liquid. Heat of Vaporization – Heat necessary to change solid to gas.

Hertz – Unit of frequency of charge reversal for alternating current.

Hi-Pot – High voltage quality assurance test performed on electrical components and systems.

Hysteresis – Temperature sensitivity designed into the on/off control action between the on and off switching points. Expressed in percentage of control range or degree value. Also known as dead band.

Impedance Heat – System in which heat is generated in a pipeline or vessel wall by causing current to flow through the pipeline or vessel wall by direct connection to an AC voltage source from a dual-winding transformer.

Insulation – Any material that retards the transfer of heat to the environment or other components.

Insulation Resistance – Ability of the insulation to resist the percentage of current.

Leakage – Undesirable passage of current flow through or over the surface of an insulator.

Leakage Current – Total electrical current flow from the resistor, through or around the insulation, to a point external to the resistor when the element is energized.

OHM – Electrical unit of resistance (R) $R=E/I$

Parallel Circuit – Circuit in which the identical voltage is presented to all components. And the current divides among the components, according to the resistance or the impedance of components.

Radiation – Transfer of energy from one body to another through space by electromagnetic wave phenomena.

Rating – Performance characteristic of an element or heater. Is normally expressed in power output (watts) for a specific input voltage.

Resistor – The heat-producing component of an element.

Series Circuit – Circuit in which the components are arranged end to end to form a single path for current.

Single Phase – System energized from a single alternating voltage.

Specific Heat – Heat energy in BTUs required to change the temperature of one pound of a substance by 1°F.

Specific Gravity (Gas) – Ratio of the density of a gas to the density of air at 60°F and 14.7 PSIA.

Specific Gravity (Liquid) – Ratio of the density of a liquid to the density of water at 60°F and 14.7 PSIA.

Thermal Resistance – Property that opposes the flow of heat (energy) through the material.

Terminal – Device or point at which external power is connected.

Three Phase – System energized from three substantially equal voltages that differ in phase by one-third cycle or 120°.

Volt – Unit of electrical potential. 1 volt is the amount of potential that will cause one ampere of current in one OHM of resistance $E=IR$

Watt – Unit of electrical power. One watt is equivalent to the power represented by one ampere of current flowing across the electrical potential of one volt. $(W) W=EI$

Watt Density – Output of the element or the resistor in watts per square inch of surface. On heating cable elements, watt density is expressed in watts per foot of cable.

General Heating Application Questionnaire: Part I

BriskHeat®

Company: _____

Contact Name: _____

Address: _____

Phone Number: _____ Email or Fax: _____

Application: _____

Industry: _____

Is this an OEM application: Yes No

PART A: CONTAINER/OBJECT TO BE HEATED

Container/object that needs heat: _____

Dimensions of container/object: (please include attachment of drawing or sketch)

Preferred UOM: Inches mm

Cylinder:

Rectangle:

Diameter: _____ Length: _____ Length: _____ Width: _____ Height: _____

Multiple Objects with Varying Dimensions

Object Wall Thickness: _____

Are there any obstructions or clearance issues that may restrict heater placement? Yes No If yes, please provide documentation.

Material of container/object:

Steel Stainless Steel HDPE HDPE PP PVC Other (Please Specify): _____

Content name: _____ Flow rate: _____

Specific Heat: _____ Units: _____ Density: _____ Units: _____

Beginning State: Gas Liquid Solid Desired End State: Gas Liquid Solid

PART B: ENVIRONMENT

Unit of Measure: °F °C

Ambient Temperature: Maximum: _____ ° Minimum: _____ °

Environment: (Check all that apply) Indoor Outdoor Wind Speed: _____ Moisture Chemical

Hazardous-Area: Class: _____ Division: _____ Group: _____

Clean-Room: Class: _____ Other: _____

PART C: HEAT REQUIREMENTS

Unit of Measure: °F °C

Starting Content/Object Temperature: _____ °

Heat Up To: _____ ° Within _____ Hour(s)

Maintain At: _____ ° But Never Below: _____ ° And Never Above: _____ °

Will you provide insulation: Yes No Type: _____ Thickness: _____

Will it cover all surfaces: Yes No Details: _____

PART D: POWER REQUIREMENTS

Voltage: 120VAC 208VAC 240VAC 277VAC 480VAC 600VAC Other: _____

Phase: Single 3-Phase (WYE) 3-Phase (Delta) Other: _____

Frequency: 60 Hz 50 Hz DC Other: _____

Grounded: Yes No

Plug Preference: 3-prong NEMA 5-15 Bare Wire Other (Specify): _____

PART E: HEATER CONSTRUCTION REQUIREMENTS

Do you have certain product specifications that must be satisfied with this heater, or system? Yes No, please recommend

Preferred product type (heating tape, etc.): _____

Other specifications: _____

See checklists below for custom products specified:

SA-05-0017U Composite blanket design	SA-05-0043U Aluminum foil design
SA-05-0018U Custom cloth design	SA-05-0045U Circulation heater design
SA-05-0022U Custom silicone design	SA-05-0046U Process immersion design
SA-05-0033U Etched foil design	SA-05-0049U SRW economy silicone design
SA-05-0041U Cartridge heater design	SA-05-0050U Immersion heater design
SA-05-0042U Mica band and nozzle design	SA-05-0051U Screw plug heater design

PART F: TEMPERATURE CONTROL DEVICE REQUIREMENTS

Would you like BriskHeat to recommend a temperature control solution? Yes No

If no, please describe the temperature control device that will be used (type of sensor, model, etc.):

Distance from temperature controller to proposed heating device: _____

Do you intend to connect the temperature controller to a computer? Yes No Do not know

PART G: ADDITIONAL COMMENTS

Customer Signature: _____ Date: _____

Thank you for filling out this questionnaire. Please submit it to the factory or your local representative for a recommendation.

STANDARD TERMS AND CONDITIONS OF SALE

Sales Contract

1. Sale of any equipment, parts, or services described or referred to in any quotation, proposal, bid or similar communication at the quoted prices is expressly condition upon the terms and conditions set forth below. Any order for or any statement of intent to purchase any such equipment, parts, or service, or any direction to proceed with engineering, procurement, manufacture or shipment, shall constitute assent to said terms and conditions and a representation that the Customer is solvent. Any additional or different terms or conditions set forth in any such communication from the Customer are hereby objected to by BriskHeat and shall not be effective or binding unless assented to in writing by authorized representative of BriskHeat.

Terms

2. Customer will be invoiced for the full purchase price of equipment, parts, and services upon delivery of same. All cable shipments within $\pm 10\%$ will be considered complete.
3. Unless otherwise specifically agreed to in a writing signed by BriskHeat, full payment is due immediately from date of invoice.
4. BriskHeat reserves the right to invoice for partial shipments unless specifically stated that no partials are allowed by the Customer.
5. BriskHeat reserves the right to assess a monthly service charge of one and one-half percent ($1\frac{1}{2}\%$) of the amount of any past due invoice.

Prices

6. Prices quoted will remain in effect 60 days from date of quotation unless otherwise specifically provided.
7. Upon receipt of invoices and in accordance with the terms set forth in paragraph 3, Customer will pay BriskHeat, in addition to the purchase price, amounts equal to any and all freight charges, pallet charges, and any and all taxes, however designated, including state and local privilege, excise, sales and franchise taxes.
8. Unless specifically stated, the prices quoted by BriskHeat shall not include delivery charges.

Delivery

9. All shipping dates are subject to confirmation at the time the Customer's purchase order is received by BriskHeat and will be based on BriskHeat's shipping commitments at that time.

Time for Dispatch of Goods

10. Shipping dates are quoted in good faith. If, after receipt of the Customer's purchase order, BriskHeat shall have quoted a time which goods will be dispatched or work completed, that time shall begin to run from the date upon which BriskHeat receives all information, drawings or other material which, in its opinion, are necessary to enable it to proceed with the work. All such quoted times, shall be extended by as long as BriskHeat considers reasonably necessary if any delay in dispatching the goods or completing the work shall be due, in whole or in part, to instructions or lack of instructions from the Customer; non-delivery of material by other parties; or fire, strike, civil or military authority, war, hostilities, governmental action, foreign or domestic embargoes, seizure, act of God, insurrection, failure of suppliers to make delivery as scheduled, or any other causes whatsoever beyond the reasonable control of BriskHeat, whether affecting transportation or production of said equipment, parts or services, or any one or more components used in or connected with production of equipment, parts, or service. BriskHeat shall not be liable for any loss or damage due to any such delay in or failure to make delivery.
11. In the event that Customer in writing requests a delay in the shipping date or requests in writing deferred delivery after BriskHeat has placed Customer's order with BriskHeat's suppliers, BriskHeat shall, upon completion of such equipment, place it in storage for a reasonable length of time. After storage for a period of three (3) months, Customer's order will be shipped. In such event, the storage date shall be deemed to be the date of delivery. In the event of delayed shipping date or deferred delivery, BriskHeat reserves the right to revise the prices charged the Customer as BriskHeat, in its sole discretion, deems reasonable necessary. Orders may not be canceled except upon BriskHeat's written approval which shall be subject to the Purchaser's payment of BriskHeat's reasonable cancellation charges. Such charges shall include all reasonable costs incurred by BriskHeat in preparing to meet the Purchaser's anticipated delivery schedule. These include, without limitation, commitments by BriskHeat to its suppliers, and the cost of inventory (raw materials, work in progress, and finished goods) allocated to the Purchaser's order together with a reasonable allowance for prorated expenses and anticipated profits.
12. Unless otherwise specified, all transportation charges will be prepaid by BriskHeat and billed to the Customer. Shipment will normally be made via the most economical means and routing consistent with the handling requirements for the type of equipment involved. BriskHeat reserves the right to select the means of transportation and the routing.

Warranty

13. **Warranty.** The BriskHeat Corporation (hereinafter referred as ("BriskHeat")) warrants to the original purchaser for the period of eighteen (18) months from date of shipment or twelve (12) months from date of installation, whichever comes first, that the products manufactured by BriskHeat: (A) conform to the description and specifications as set forth in BriskHeat's current catalogue or in the quotation and drawings submitted by BriskHeat; and (B) are free from defects in materials and workmanship under prescribed use and service.

Remedy. BriskHeat's obligation and the exclusive remedy under this warranty shall be limited to the repair or replacement, at BriskHeat's option, of any parts of the product which may prove defective under prescribed use and service within eighteen (18) months from date of shipment or twelve (12) months from date of installation, whichever comes first, and which, following BriskHeat's examination, is determined by BriskHeats to be defective under conditions described herein: provided, BriskHeat has, at its option, a representative of BriskHeat present at start-up. BriskHeat shall not be liable for any incidental, consequential or special damages arising from any breach of warranty, breach of contract, negligence, or any other legal theory, including but not limited to, loss of use of parts or equipment or any associated equipment, cost of capital, cost of any substitute equipment, facilities or services, overhead, downtime costs, or claims of customer of purchaser for such damages. This remedy does not include labor costs for installation or removal of the equipment or parts covered by this warranty, and BriskHeat shall not be responsible for such labor costs.

Limitation. This warranty shall not apply to any product or part thereof which has been subject to accident, negligence, alteration, damage during shipment, improper service, abuse, or misuse, including but not limited to use beyond rated capacity. BriskHeat makes no warranty whatsoever with respect to accessories or parts not supplied or manufactured by BriskHeat. BriskHeat's obligation under this warranty shall be conditioned upon BriskHeat's receiving written notice of any defect within fifteen (15) days after its discovery, and, at BriskHeat's option, return of such equipment or parts prepaid to its factory at 4800 Hilton Corporate Drive, Columbus, Ohio 43232.

Disclaimer. **BRISKHEAT MAKES NO WARRANTY WHATSOEVER, EXPRESS OR IMPLIED, EXCEPT AS IS EXPRESSLY SET FORTH ABOVE. NO AGENT, EMPLOYEE OR REPRESENTATIVE OF BRISKHEAT HAS ANY AUTHORITY TO BIND BRISKHEAT TO ANY AFFIRMATION, REPRESENTATION OR WARRANTY COVERING THE SALE OF ANY PRODUCT, AND UNLESS SUCH AFFIRMATION, REPRESENTATION OR WARRANTY MADE BY AN AGENT, EMPLOYEE OR REPRESENTATIVE IS SPECIFICALLY ENDORSED IN WRITING BY BRISKHEAT, IT SHALL NOT BE ENFORCEABLE BY ANY BUYER. BRISKHEAT MAKES NO EXPRESS OR IMPLIED WARRANTY OF MERCHANTABILITY AND NO EXPRESS OR IMPLIED WARRANTY OF FITNESS FOR PARTICULAR PURPOSE, EXCEPT AS IS EXPRESSLY SET FORTH ABOVE. BriskHeat SHALL NOT BE LIABLE FOR CONSEQUENTIAL, INCIDENTAL OR SPECIAL DAMAGES.**

This warranty allocates risk between the purchaser and BriskHeat as authorized by the Uniform Commercial Code and other applicable law.

Returning Of Product

14. Authorization and shipping instructions for the return of any product must be obtained by the Purchaser from BriskHeat before returning the product. Product must be returned with complete identification in accordance with our return goods authorization instructions or it will be refused and returned at Purchaser's expense. If a Purchaser requests authorization to return product for reasons of his/her own, a restocking charge will apply. No returned goods will be restocked for credit if not a stock item.

Cancellation

15. Following BriskHeat's receipt of the Customer's purchase order, such order may not be cancelled without the written consent of BriskHeat. BriskHeat shall have the absolute right to cancel and refuse to complete the order:
 - (1) if, at any time, all terms and conditions governing this order are not strictly complied with by the Customer.
 - (2) if, the Customer shall make or offer to make any arrangement or composition with creditors or commit any act of bankruptcy, or if, being a limited company, the Customer shall go into liquidation, whether compulsory or voluntary, not being a voluntary liquidation for the purpose of amalgamation or reconstruction, or suffer the appointment of a receiver if its undertaking, property or assets of any part thereof,
 - (3) if, at any time, the Customer becomes bankrupt, or insolvent, or, if legal process shall be levied upon any of Customer's property, or,
 - (4) if the Customer fails to post security within twenty-one (21) days after BriskHeat has requested same based on a good faith-doubt of the Customer's ability to make prompt payment. In the event of such a cancellation, and without prejudice to BriskHeat's other remedies, BriskHeat shall have the right to indemnification for any or all cost incurred to the date of cancellation in performing the order (including the cost of any engineering studies and/or special patterns) and for the loss of profit resulting from such cancellation. BriskHeat shall have the right, at it's option, to waive its rights to indemnification with regard to any item scheduled for completion within sixty (60) days following the date of cancellation and to complete such items and request full payment for same. BriskHeat shall have no responsibility or liability to the Customer except for the return of any excess of the Customer's partial payments on the order less the foregoing costs and loss of profit.

Substitutes and Modification

16. BriskHeat may modify or substitute goods provided the modified or substituted goods comply with applicable specifications.

Inspection and Acceptance

17. The goods covered by this contract shall be deemed finally inspected and accepted within two (2) weeks from the date of shipment unless written notice of rejection or any claim is delivered to BriskHeat within that period. Acceptance as aforesaid shall constitute acknowledgment of full performance by BriskHeat of all its obligations hereunder except as further stated under the paragraph entitled "Warranties," "Remedies" and "Damages".

Contract

18. In accordance with paragraph 1 above, these Standard terms and Conditions are intended by the parties as a final expression of their agreement and as complete and exclusive statement of the terms of any agreement. No agent, employee, or representative of BriskHeat has any authority to bind BriskHeat to any affirmation representation or warranty concerning the product sold other than as stated in these Standard Terms and Conditions.
19. Any agreement between BriskHeat and Customer can be modified or rescinded only by a writing signed by both of the parties or their duly authorized agents.
20. Remedies of Customer provided herein are the exclusive and sole remedies of Customer.

Correction of Errors

21. BriskHeat reserves the right to correct any obvious errors in specifications or prices.

BriskHeat Company Timeline

1949 "Briscoe Manufacturing Company" Launched Heating Tapes

1950 Launched Cloth Heating Jackets

1957 Launched Silicone Rubber Extruded Tapes, Blankets, and BSAT Heating Tapes with Controllers

1971 Utilized PTFE and Silicone Coating on Products

1972 Launched Heating Cable

1977 Launched Silicone Rubber Drum Heaters and ACR Composite Hot Bonders

1981 Acquired "BriskHeat" Registered Trademark

1999 Patent Issued for Grounded Heating Element

2001 Opened US Call Center

2005 Launched Wrap-Around IBC/Tote Tank Heaters

2006 Launched HSAT Silicone Rubber Heating Tape with Adjustable Thermostat Control

2008 Opened Online Store

2009 ISO9001:2008 Quality Management Certification for BriskHeat USA

2010 Opened BriskHeat Vietnam Production Facility

2011 Opened Taiwan Sales Office

2012 ISO9001:2008 Quality Management Certification for BriskHeat Vietnam

2014 Opened BriskHeat Shenzhen Sales Office

2015 Opened France and Germany Sales Offices

2016 Moved Global Headquarters and Manufacturing to 4800 Hilton Corporate Drive, Columbus OH 43232

2017 Named to Inc. Magazine's 5000 list of Fastest Growing Private Companies in America


2018 Became part of NIBE Industrier AB

2019 Launched LYNX® Temperature Control System
Launched ATEX Drum, Tote Tank Heaters, and Bottle Warmers

2020 ISO 14001:2015 was achieved

2021 Launched Silver-Series 2
Named to 101 Best Ohio Industrial Manufacturing Companies

2022 Opened BriskHeat Costa Rica Production Facility



BriskHeat®

International Locations

US Worldwide Headquarters

4800 Hilton Corporate Drive
Columbus, Ohio 43232
800-848-7673
614-294-3376
bhtsales1@briskheat.com

Costa Rica

Alajuela City
San Antonio de Alajuela
Province, Costa Rica
(Manufacturing Only)

Vietnam

Long Binh Ward Bien Hoa
Dong Nai Province, Vietnam
(Manufacturing Only)

China

Shenzhen
+86 755-2519-2767
Mianyang/Wuhan/Xiamen
+86 177-2253-9196

Taiwan

Hsinchu
+886 3-667-6778

Europe

France
+ 49 152 57054916
Germany
+49 151 21666127

For a list of BriskHeat's worldwide sales offices,
distribution partners, and sales representatives,
please visit www.briskheat.com/locations